

# Blue Bay Mystery

## BOXCAR CHILDREN #5



15 activities

5 questions/  
chapter



Special Needs for Special Kids

These novel units are something I created and started using in my classroom. I had students with significant challenges and most were **non-readers**. They were the best thing I ever did, and my students LOVED them.



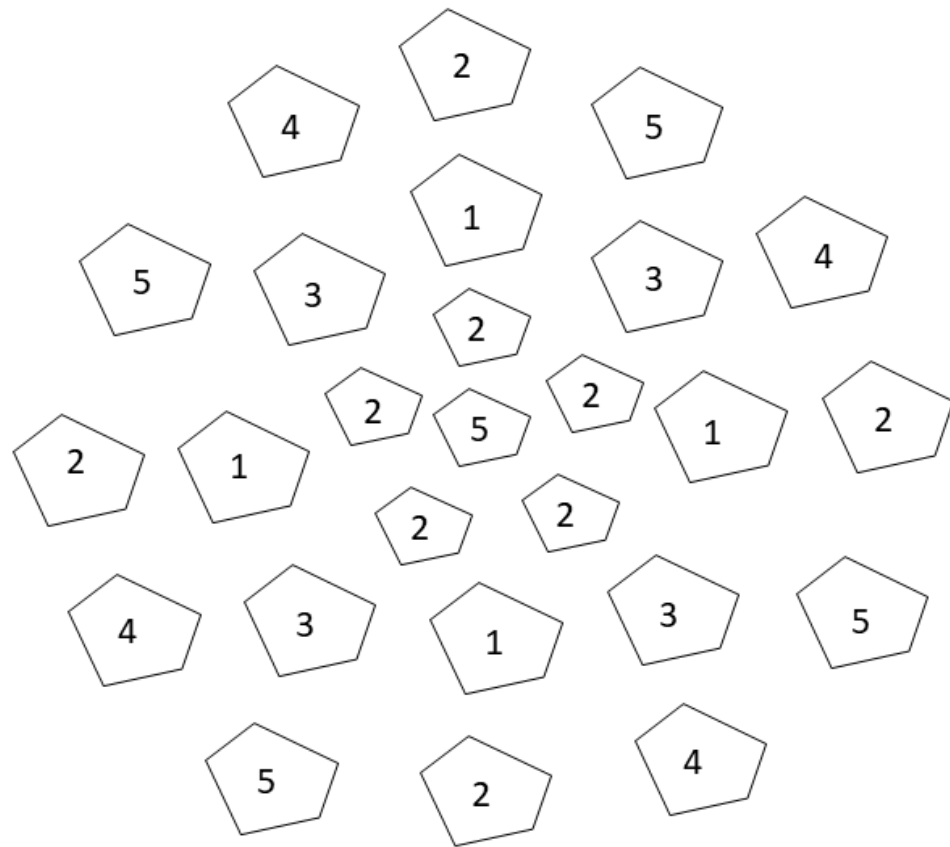
## Table of Contents

Worksheet pages	Activity	Chapter
4	Suggestions for use	
5	Story board	
6	Title and Author	
7-8	Good and bad surprises	1
9-10	Transportation sort	2
11-13	Things found in the ocean	3
14-15	What would you pack?	4
16-17	Surviving on a deserted island	5
18	Color by number	6
19-20	Going fishing	7
21-23	Fruit found on an island	8
24-25	My perfect place	9
26	Unexpected	10
27	Acts of kindness	11
28-29	Climbing trees	12
30	Homesick	13
31-32	The best thing about home	14
33	Additional novel studies	
34-35	Terms of use	

This novel unit has **15 different activities**. These activities are NOT comprehension-based. So, even if your students do not pay attention, they can still complete the activity.

Color the pattern below using the code below.

- 1= pink
- 2= red
- 3= black
- 4= blue
- 5= white



For example, the children find colored stones arranged in a pattern.

Students will recreate the pattern by coloring by number.

Each time you finish a chapter, there will be an activity your students can do.



The activity will relate to something that occurred in the chapter.

These are cut-and-paste activities supported by pictures.

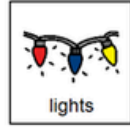
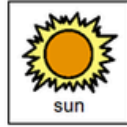
**Optional:** Quiz students' comprehension by having them answer 5 multiple-choice questions about that chapter.

### CH 3


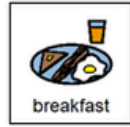

1. What followed the ship by the hundreds?



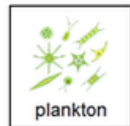
2. What was brighter out at sea than at home?



3. What began at 9:00 am each morning?



4. What were they catching in a long white bag?



5. What did Captain Cook make the men eat to prevent scurvy?



Christa Joy, SNSK

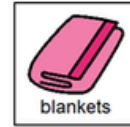
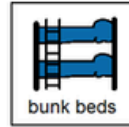
The Picture Communication Symbols ©1981–2020 by Tobii Dynavox. All Rights Reserved. Worldwide. Used with permission. Boardmaker® is a trademark of Tobii Dynavox.

### CH 4


1. What was the main thing they had to pack?





2. What will they sleep on?




3. How will they get to the island?



4. What color was the water around the bay?



5. Why couldn't they go in the water any time they wanted?



Christa Joy, SNSK

The Picture Communication Symbols ©1981–2020 by Tobii Dynavox. All Rights Reserved. Worldwide. Used with permission. Boardmaker® is a trademark of Tobii Dynavox.

This unit does come with comprehension questions. There are 5 questions for every chapter. Each question has 3 picture choices. They are in color and black and white.

Answer key included!!

## Suggestions for Use

- I made this unit to go along with the book *Blue Bay Mystery* by Gertrude Chandler Warner.
- The thought is that you would read it aloud to your class at a rate of about 1 chapter per day.
- Be sure to give each student a copy of the storyboard (pg. 5) to use while reading and discussing the story.
- Benefits of reading out loud, even to classes made up of severely affected students:
  - Teaches students to sit quietly even when there isn't anything for them to do. This is a crucial life skill. At some point, we all have to sit and listen to someone we are not that interested in.
  - Parents will LOVE you. Not only will they be excited that their child is being exposed to age-appropriate material, but you are also teaching them how to sit quietly, which will hopefully transfer to home as well.
  - Even with your lowest-level learners, you will have one or two who truly enjoy the story.
- It can be a calming experience to sit and listen to the teacher read methodically. For students who need more structure, place the number of Post-its in front of him/her that corresponds to the number of pages you intend to read. Remove a Post-it as you finish each page. The visual will help lessen their anxiety.
- You will find activities for most chapters. You will still have plenty to choose from and find those that best suit your students.
- Differentiation:
  - You can quickly differentiate any activity for your lower-level learners by using color coding.
  - If sorting, outline each sorting category in a specific color and then outline the corresponding pictures in the same color.
  - Becomes a matching task.
- There are comprehension questions to accompany this unit. There are five questions per chapter, each with three picture answer choices. You will find these (in both color and black and white) in a separate file.

Suggestions on how I found this activity worked best in my classroom are provided. I typically had 6-8 students with one adult assistant in the room with me.

# Blue Bay Mystery for Special Education

By  
Christa Joy  
Special Needs for Special Kids



This entire novel unit comes in  
2 separate files. One is  
completely in color and one is  
completely in black and white.

Storyboard: to use while reading and for class discussions.  
Laminate and make 1 copy for each student.



Christa Joy, SNSK

The Picture Communication Symbols ©1981–2019 by Tobii Dynavox. All Rights Reserved  
Worldwide. Used with permission. Boardmaker® is a trademark of Tobii Dynavox

5

This unit comes with a  
vocabulary board.










Vocabulary boards are great for  
ALL students to assist with  
participation and engagement in  
group discussions.













Tips on how to use in the unit!!

What fruits may be found on the island?



# ERRORLESS VERSION

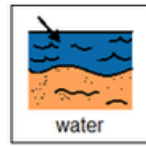
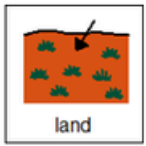
 Dragon Fruit	 Passion Fruit	 breadfruit
 Jackfruit	 Papaya	 Guava
 Coconut	 Banana	 Pineapple

 Dragon Fruit	 Passion Fruit	 breadfruit
 Strawberry	 Papaya	 Guava
 Coconut	 Banana	 Apple
 Jackfruit	 Watermelon	 Pineapple

There are circle maps in this unit. Circle maps are a great way for students to see the big idea.

**WRONG ANSWERS  
MIXED IN**

Sort the following vehicles into the correct column depending on how they travel.




Sort the following foods into the correct column on the previous page.

ship	tractor	dump truck	snowmobile	kayak
gondola	bus	ferry	train	police car
helicopter	pedal boat	airplane	bicycle	boat
car	hot air balloon	jet	rocket	sailboat

There are sorting activities.

Directions for adding color coding or a separate differentiated version are included.

# Climbing Trees





I  to climb trees.

I like climbing to the  branch.

I have found  in trees.

I have seen  from high in a tree.


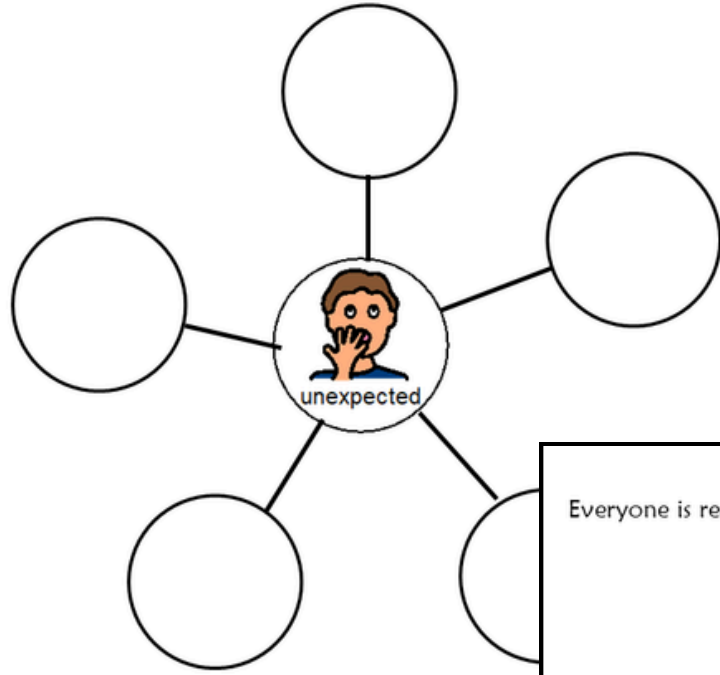
When I am up in the tree, I like to .



There are writing prompts.

These are errorless activities that allow students to write a story independently.

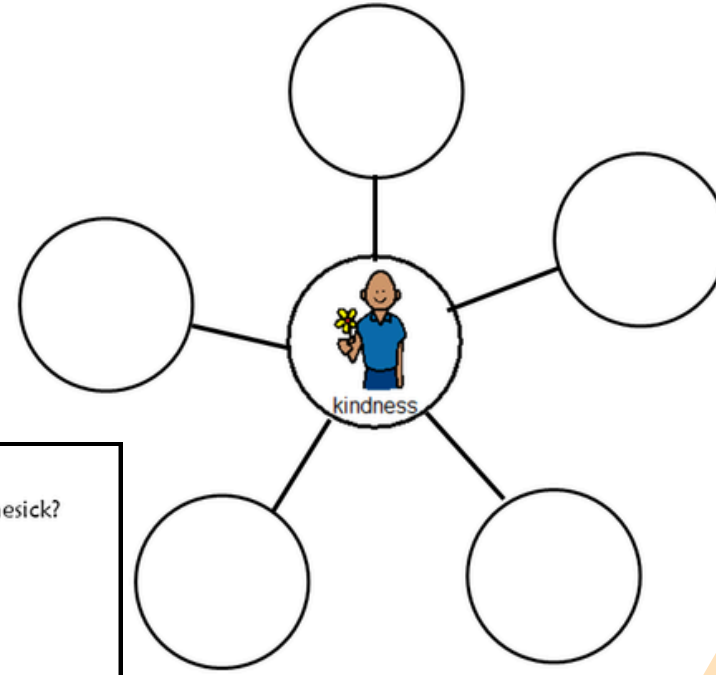
Finding Peter was very unexpected. What does unexpected mean?



CH 10

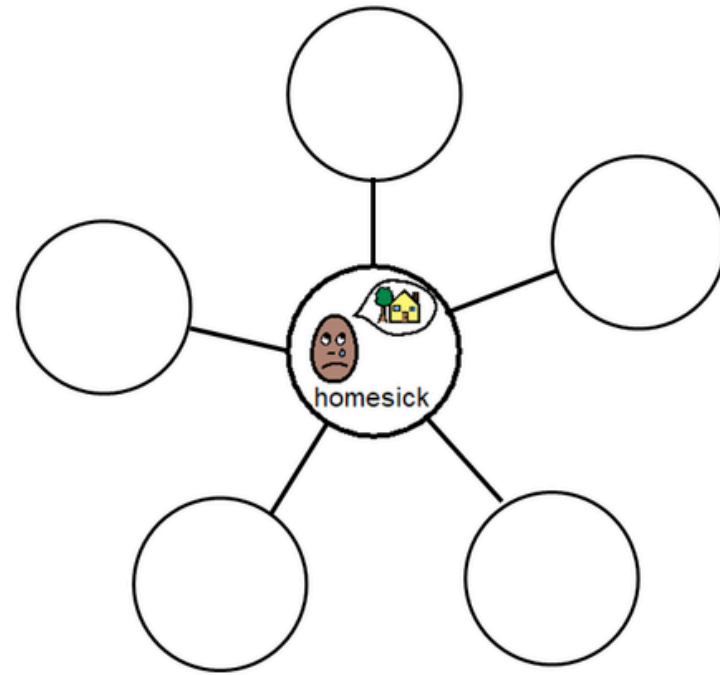
Christa Joy, SNSK  
The Picture Communication Symbols ©1981-2018 by Tobii Dynavox. All Rights Reserved  
Worldwide. Used with permission. Boardmaker® is a trademark of Tobii Dynavox.

What are some acts of kindness you can show others?



Christa Joy, SNSK  
The Picture Communication Symbols ©1981-2018 by Tobii Dynavox. All Rights Reserved  
Worldwide. Used with permission. Boardmaker® is a trademark of Tobii Dynavox. 27

Everyone is ready to go home. What does it mean to feel homesick?



CH 13

Christa Joy, SNSK  
The Picture Communication Symbols ©1981-2018 by Tobii Dynavox. All Rights Reserved  
Worldwide. Used with permission. Boardmaker® is a trademark of Tobii Dynavox.

30

Because there are so many activities, you can choose the ones that fit your students the best.