


RALPH S. MOUSE



18 activities

**5 questions/
chapter**



Special Needs for Special Kids



These novel units are something I created and started using in my classroom. I had students with significant challenges and most were **non-readers**. They were the best thing I ever did, and my students **LOVED** them.

Table of Contents

Worksheet pages	Activity	Chapter
4	Suggestions for use	
5	Story board	
6	Title and Author	
7-8	Greedy actions	1
9	Regret	1
10	Dangers a mouse faces	2
11-13	Bravery	2
14	Beautiful	3
15	What is an ultimatum	3
16	Go on a scavenger hunt	4
17-19	Things people worry about	4
20-22	Mouse facts	5
23-24	Things that make you nervous	5
25-27	Alternatives to fighting	6
28	Full of despair	6
39-30	Compliments or insults	7
31	Making assumptions	8
32	What is a thug?	8
33-34	Things younger or older kids do	9
35-36	Fast and slow ways to travel	9
37	Additional novel studies	
38-39	Terms of use	

This novel unit has **18 different activities**. These activities will engage your students with what is happening in the story.

Each time you finish a chapter, there will be an activity your students can do.

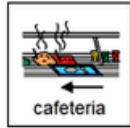
The activity will relate to something that occurred in the chapter.

These are cut-and-paste activities that are supported with pictures.

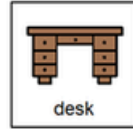
Optional: Quiz students' comprehension by having them answer multiple-choice questions about that chapter.

CH 3

1. What did Ralph think would make the perfect racecourse?



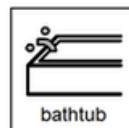
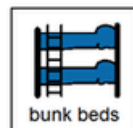
2. Where did Ryan hide Ralph?




3. What does Miss K think about Ralph?



4. What is Ryan going to make for Ralph?



5. Would Ryan give Ralph his motorcycle back?




Christa Joy, SNSK


The Picture Communication Symbols ©1981–2020 by Tobii Dynavox. All Rights Reserved. Worldwide. Used with permission. Boardmaker® is a trademark of Tobii Dynavox.

CH 4


1. Who came into the school at night?





2. Did Ralph find lots of good stuff to eat in the school?




3. What does Ralph have to do to get his motorcycle?



4. What is Ralph worried about?



5. Who is coming to see the Great Mouse Exhibit?



Christa Joy, SNSK

The Picture Communication Symbols ©1981–2020 by Tobii Dynavox. All Rights Reserved. Worldwide. Used with permission. Boardmaker® is a trademark of Tobii Dynavox.

This unit has **5 questions** for each chapter. Each question has 3 picture choices.

Answer key included!!

Suggestions for Use

- I made this unit to go along with the book, *Ralph S. Mouse*, by Beverly Cleary.
- The thought is that you would be reading it aloud to your class at a rate of about ½ chapter per day.
- Be sure to give each student their own copy of the storyboard (pg. 6) to use while reading and discussing the story.
- Benefits of reading out loud, even to classes made up of severely affected students:
 - Teaches students to sit quietly even when there isn't something for them to do. This is a crucial life skill. We all have to spend time sitting and listening to someone we are not that interested in at some point.
 - Parents will LOVE you. Not only will they be excited that their child is being exposed to age-appropriate material, but you are also teaching them how to sit quietly, which will hopefully carry over at home as well.
 - Even with your lowest-level learners, you will have 1 or 2 that will truly enjoy the story.
- It can be a calming experience to sit and listen to the teacher read methodically. For students who need more structure, place the number of Post-it notes in front of him/her that corresponds to the number of pages you intend to read. Remove a Post-it as you finish each page. The visual will help lessen their anxiety.
- You will find activity for most chapters. You will still have plenty to choose from and find those that fit your students best.
- Differentiation:
 - For any activity, you can quickly differentiate for your lower-level learners by using a color-coding technique.
 - If sorting, outline each sorting category in a specific color and then outline the corresponding pictures in the same color.
 - Becomes a matching task.
- There are comprehension questions to accompany this unit. There are 5 questions per chapter, with 3 picture answer choices. You will find these (in color and BW) in a separate file.

Suggestions on how I found this activity worked best in my classroom are provided. I typically had 6-8 students with one adult assistant in the room with me.

Color version

Ralph S. Mouse

for Special Education

By

Christa Joy

Special Needs for Special Kids



This entire novel unit comes in 2 separate files. One is completely in color and one is completely in black and white.

Christa Joy, SNSK

The Picture Communication Symbols ©1981–2019 by Tobii Dynavox. All Rights Reserved
Worldwide. Used with permission. Boardmaker® is a trademark of Tobii Dynavox

Storyboard: to use while reading and for class discussions. Laminate and make 1 copy for each student.



This unit comes with a vocabulary board.

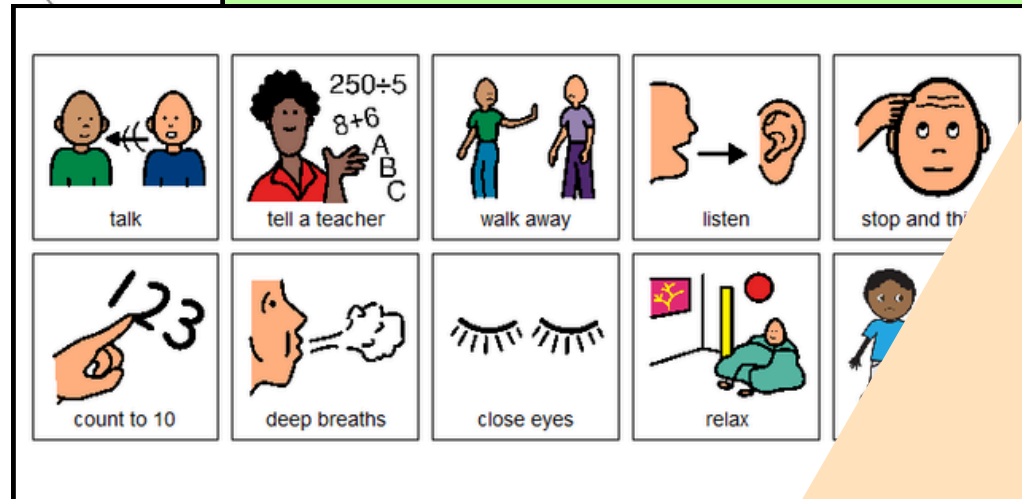
Vocabulary boards are great for ALL students to assist with **participation and engagement** in group discussions.

Tips on how to use in the unit!!

Fighting is rarely a good choice. What are some other things you can do instead of fight someone?

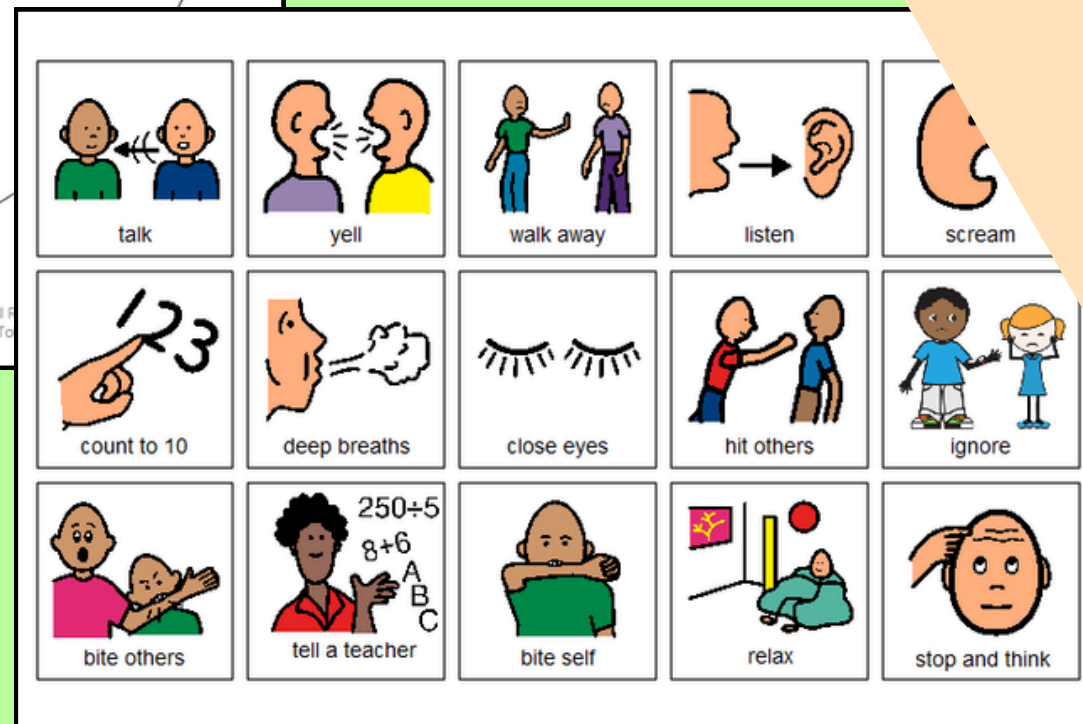


ERRORLESS VERSION



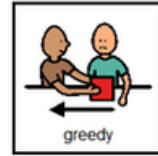

There are circle maps in this unit.

Circle maps are a great way for students to see the big idea.



**WRONG ANSWERS
MIXED IN**

The outdoor mice think Ralph is greedy and unwilling to share his motorcycle. What are some examples of generosity vs greediness?



Decide if each picture shows an example of being generous or being greedy. If you are not sure, put it on the middle line.





There are sorting activities.


Directions on how to add color coding or a separate differentiated version is included.

What is a regret?

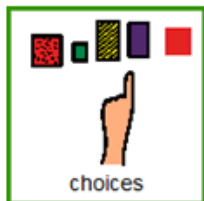
I regret is something you  you had done.

A regret can make you feel  .


A regret can help you makes better  .

 has regrets.


But, we can all  from them.



choices



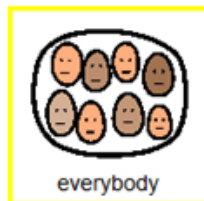
learn



sad



wish



everybody

There are matching activities.

Directions on how to add color coding or a separate differentiated version is included.

What are some dangers Ralph had identified to the mice?

poison cat freezing trap electronic mouser

CH 2 The Picture Communication Symbols © 1981-2018 by Tobii Dynavox. All Rights Reserved Worldwide. Used with permission. Boardmaker® is a trademark of Tobii Dynavox

Miss K thinks Ralph is beautiful. What does being beautiful mean?

handsome caring nice cute attractive

CH 3 The Picture Communication Symbols © 1981-2018 by Tobii Dynavox. All Rights Reserved Worldwide. Used with permission. Boardmaker® is a trademark of Tobii Dynavox

Ryan gives Ralph an ultimatum. If he wants his motorcycle back, he must run the maze. What does ultimatum mean?

final notice warning demand cond

CH 3 The Picture Communication Symbols © 1981-2018 by Tobii Dynavox. All Rights Reserved Worldwide. Used with permission. Boardmaker® is a trademark of Tobii Dynavox

Because there are so many activities, you can choose the ones that fit your students the best.

Go on a scavenger hunt in your classroom and/or around the school, and look for things you think a mouse might like to eat. Circle below any items you find. On the blank lines, write in any other things you find.

rice	beans	macaroni	animal crackers	fish crackers
birdseed	popcorn	seeds	raisins	peanuts
bread crumbs	pretzels	potato chips	cookies	sugar
paste	paper	granola bar	sandwich	nuts

CH 4 The Picture Communication Symbols © 1981-2018 by Tobii Dynavox. All Rights Reserved Worldwide. Used with permission. Boardmaker® is a trademark of Tobii Dynavox

Ralph tells Brad he is a thug. What is a thug?

large mean dangerous criminal mean

CH 8 The Picture Communication Symbols © 1981-2018 by Tobii Dynavox. All Rights Reserved Worldwide. Used with permission. Boardmaker® is a trademark of Tobii Dynavox