

The Fantastic Undersea Life of

JACQUES COUSTEAU



Special Needs for Special Kids



These literacy units are something I created and started using in my classroom. I had students with significant challenges and most were **non-readers**. This is a great way to expose all students to some great books.

The Fantastic Undersea Life of Jacque Cousteau

By
Christa Joy
Special Needs for Special Kids



Christa Joy, Special Needs for Special Kids

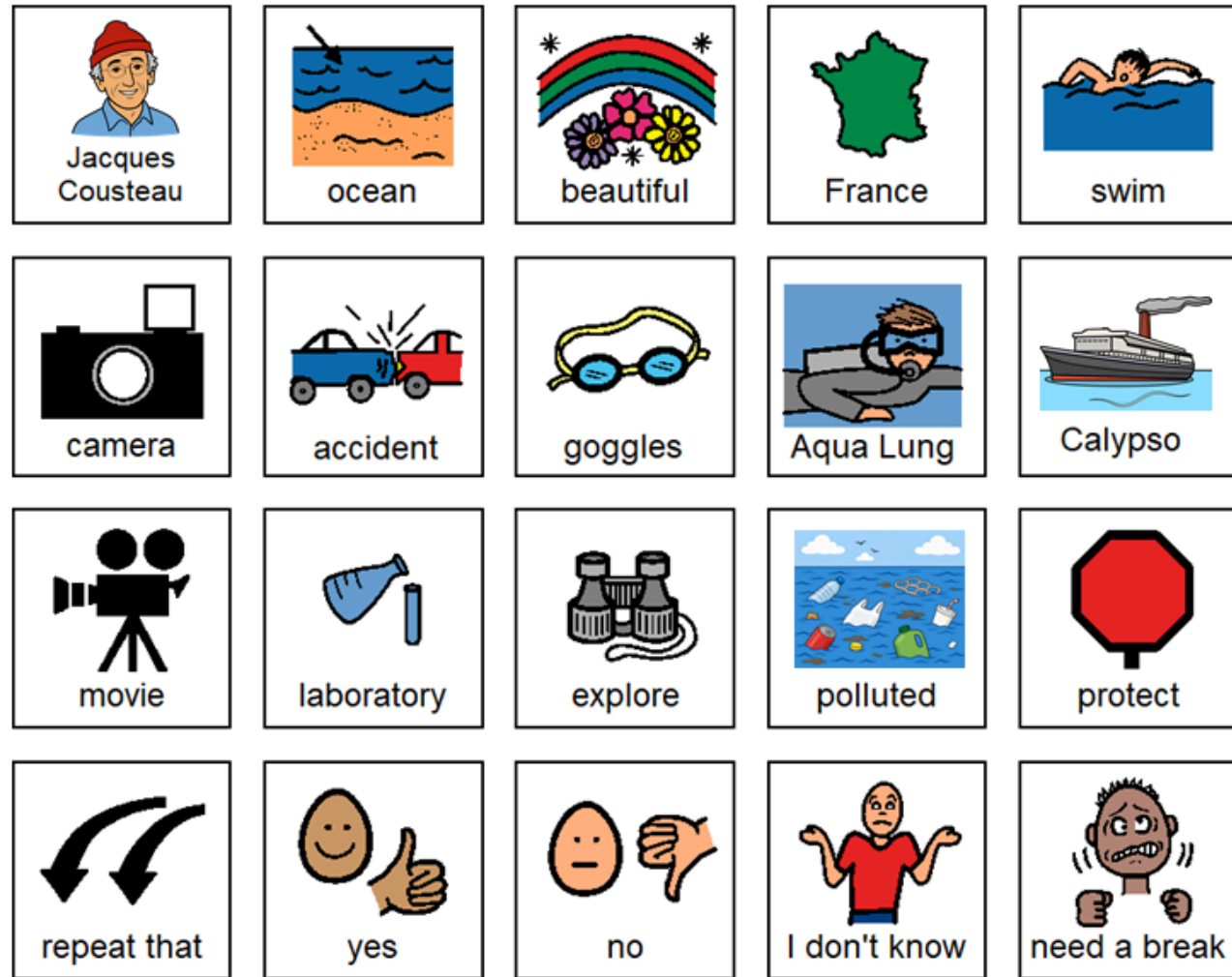
Table of Contents

Worksheet pages	Activity
4-5	Storyboard
6-9	Ocean circle map
10-13	Ways to get stronger circle map
14-16	What is an ambassador?
17-20	I Spy in the Ocean
21-23	What I saw in the ocean writing prompt
24-25	Terms of Use

In a separate files, there are:

- Directions and links to digital activities
- Activities in black and white

This unit includes 5 activities to accompany this book, enough to last a full week of instruction.




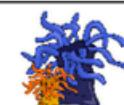












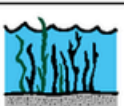



Christa Joy, SNSK
The Picture Communication Symbols ©1981–2018 by Tobii Dynavox. All Rights Reserved
Worldwide. Used with permission. Boardmaker® is a trademark of Tobii Dynavox

This unit comes with a storyboard.

Storyboards are great for ALL students to assist with participation and engagement in group discussions.

Tips on how to use in the unit!!













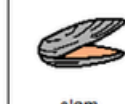











ERRORLESS

 salt	 sea anemone	 Jacques Cousteau	 river	 clownfish	 swordfish
 shark	 sea turtle	 seal	 walrus	 crab	 clam
 octopus	 sea horse	 kelp	 coral	 whale	 sea grass

There is a circle map showing what lives in the ocean.

There is an option that contains only correct answers, and another that includes wrong answers.




 salt	 sea anemone	 Jacques Cousteau	 river	 cow	 swordfish
 whale	 desert	 sea turtle	 pond	 walrus	 crab
 clam	 lion	 sea horse	 kelp	 pig	 sea grass
 coral	 seal	 tractor	 shark	 octopus	 clownfish

WRONG ANSWERS MIXED IN

Christa Joy, SNSK
The Picture Communication Symbols ©1981-2018 by Tobii Dynavox. All Rights Reserved
Worldwide. Used with permission. Boardmaker® is a trademark of Tobii Dynavox

Jacques Cousteau used swimming as an exercise to improve his strength as a young boy. What are some exercises that would make a person stronger?

ERRORLESS



There is a circle map showing ways to get stronger (as Cousteau did as a child).

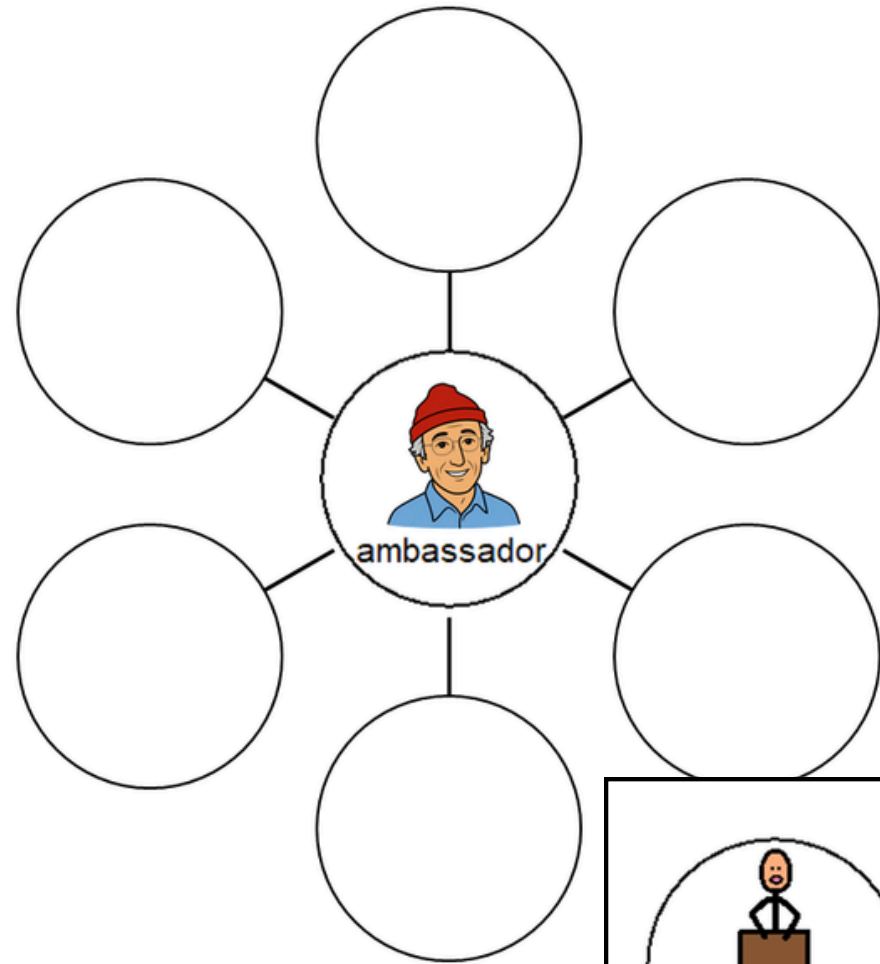
There is an option that contains only correct answers, and another that includes wrong answers.



WRONG ANSWERS MIXED IN

Christa Joy, SNSK
The Picture Communication Symbols ©1981–2019 by Tobii Dynavox. All Rights Reserved.
Worldwide. Used with permission. Boardmaker® is a trademark of Tobii Dynavox.


Jacques Cousteau was the world's ambassador of the oceans.
What is an ambassador?



“COUSTEAU WAS THE WORLD'S AMBASSADOR OF THE OCEANS”


There is a word map
showing what an
ambassador is.

This is an errorless activity.



I Spy in the Ocean

Count the number of each animal you see



	<input type="text"/>		<input type="text"/>		<input type="text"/>		<input type="text"/>
	<input type="text"/>		<input type="text"/>		<input type="text"/>		<input type="text"/>
	<input type="text"/>		<input type="text"/>				

I Spy in the Ocean

Count the number of each animal you see



	<input type="text"/>		<input type="text"/>		<input type="text"/>
	<input type="text"/>		<input type="text"/>		

There are two I Spy counting activities.

Level 2 is easier with fewer animals to count.

What I saw in the ocean

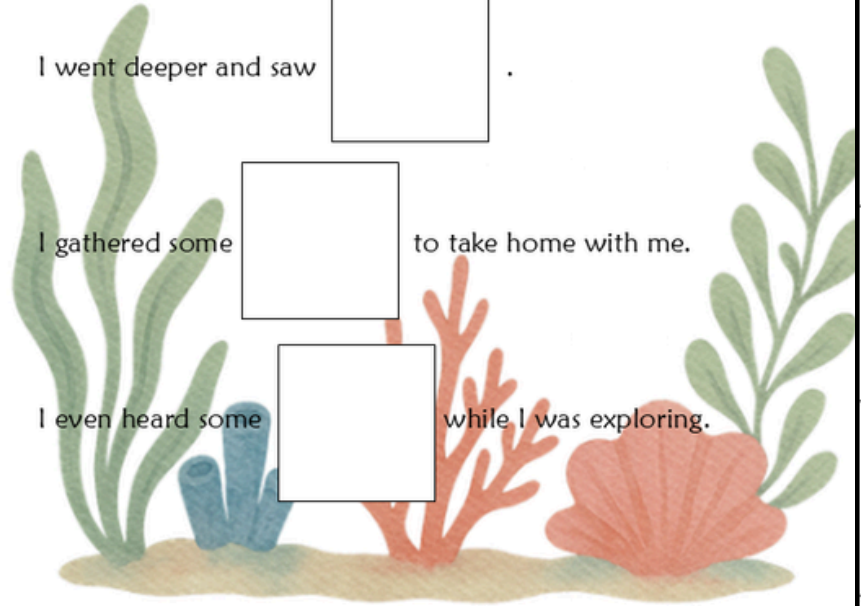
I used a to explore the ocean.

Near the surface, I saw a beautiful .

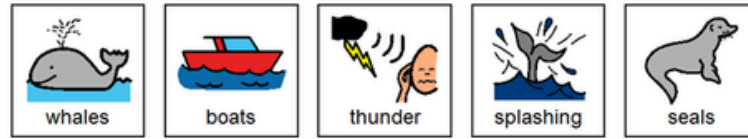



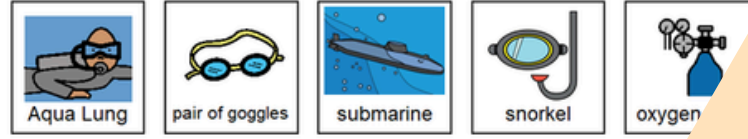
I went deeper and saw .

I gathered some to take home with me.

I even heard some while I was exploring.



Christa Joy, SNSK The Picture Communication Symbols ©1981–2019 by Tobii Dynavox. All Rights Reserved Worldwide. Used with permission. Boardmaker® is a trademark of Tobii Dynavox



Christa Joy, SNSK The Picture Communication Symbols ©1981–2019 by Tobii Dynavox. All Rights Reserved Worldwide. Used with permission. Boardmaker® is a trademark of Tobii Dynavox

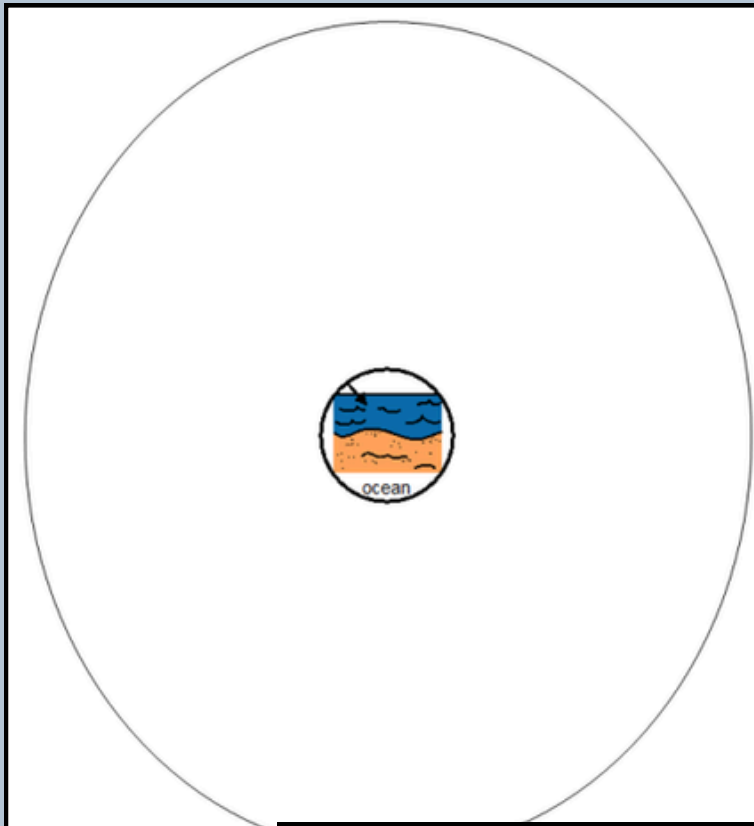
Students will write a story about what they see in the ocean.

This is an errorless activity that allows students to write their own story independently.



There is a video of the book read aloud. This is a video from YouTube.





Place the following in the circle map showing things about the ocean.



Christa Joy, Special Needs for Special Kids

I used a to explore the ocean.

Near the surface, I saw a beautiful .

I went deeper and saw .

I gathered some to take home with me.

I even heard some while I was exploring.

Choose a picture to finish each sentence.



There are digital versions of the activities included. Students click and drag the answers.