

I SURVIVED

THE NAZI INVASION, 1944

15 activities

25 questions





These novel units are something I created and started using in my classroom. I had students with significant challenges and most were **non-readers**. They were the best thing I ever did, and my students **LOVED** them.

Table of Contents

Worksheet pages	Activity	Chapter
4	Suggestions for use	
5	Story board	
6	Title and Author	
7	Find Poland on a map	1
8-9	What is a ghetto?	2
10	Color in the robin	2
11-12	Happy and sad memories	3
13	Facts about Jewish faith	4
14	Reunited	5
15	Doing the right thing	6
16	What does strategic mean?	7
17-18	Help Max find his way through the forest and swamp	8
19-20	What I saw in the swamp	9
21-23	Things you can dig with	10
24	What is a diversion?	11
25	What does it take to recover?	12
25-26	Saying goodbye	13
28	Other novel units available	
29-30	Terms of use	

This novel unit has **15 different activities**. These activities will engage your students with what is happening in the story.

Each time you finish a chapter, there will be an activity your students can do.

The activity will relate to something that occurred in the chapter.

These are cut-and-paste activities that are supported with pictures.

Optional: Quiz students' comprehension by having them answer multiple-choice questions about that chapter.

Suggestions for Use

- I made this unit to go along with the book, *I Survived the Nazi Invasion, 1944*, by Lauren Tarshis.
- I figured that you would be reading it aloud to your class at a rate of about 1 chapter per day.
- Be sure to give each student their own copy of the storyboard (pg. 5) to use while reading and discussing the story.
- Benefits of reading out loud, even to classes made up of severely affected students:
 - Teaches students to sit quietly even when there isn't something for them to do. This is a crucial life skill. We all have to spend time sitting and listening to someone we are not that interested in at some point.
 - Parents will LOVE you. Not only will they be excited that their child is being exposed to age-appropriate material, but you are also teaching them how to sit quietly, which will hopefully carry over to home as well.
 - Even with your lowest-level learners, you will have some who will enjoy the story.
 - It can be a calming experience to sit and listen to the teacher read methodically.
- For students who need more structure, place the number of Post-it notes in front of him/her that corresponds to the number of pages you intend to read. Remove a Post-it as you finish each page. The visual will help lessen their anxiety.
- You will find 1 activity for each chapter. You will still have plenty to choose from and find those that fit best with your students.
- Differentiation:
 - For any activity, you can quickly differentiate for your lower-level learners by using a color-coding technique.
 - If sorting, outline each sorting category in a specific color and then outline the corresponding pictures in the same color.
 - Becomes a matching task.
- This unit includes 25 comprehension questions. There is a chart to show which chapter each question comes from. Each question is a multiple-choice question with three answer choices that use pictures. (*This is a separate PDF.*)
- An answer key is included.

Suggestions on how I found this activity worked best in my classroom are provided. I typically had 6-8 students with one adult assistant in the room with me.

I Survived The Nazi Invasion, 1944

By
Christa Joy
Special Needs for Special Kids



This entire novel unit comes in 2 separate files. One is completely in color and one is completely in black and white.

Storyboard: to use while reading and for class discussions.
Laminate and make a copy for each student.



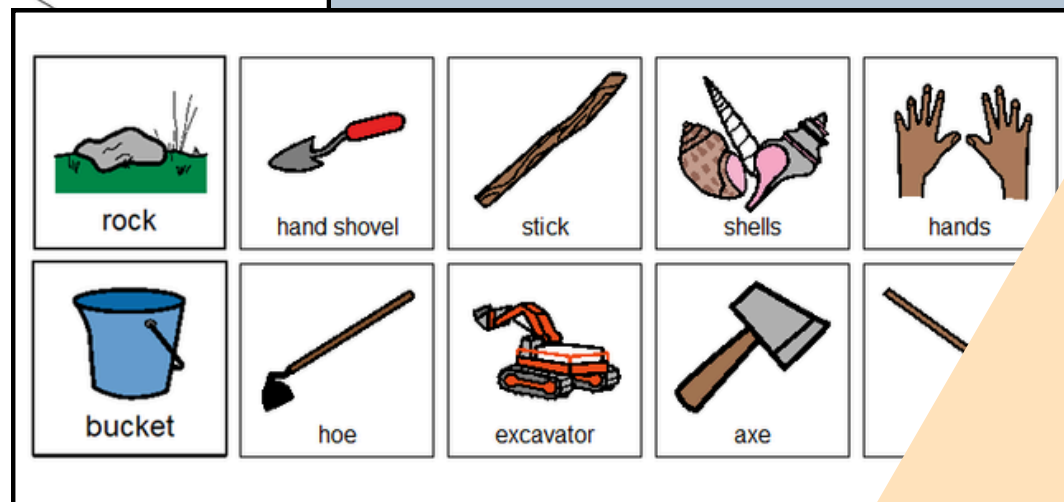
This unit comes with a
vocabulary board.

Vocabulary boards are great for
ALL students to assist with
participation and engagement
in group discussions.

Tips on how to use in the unit!!

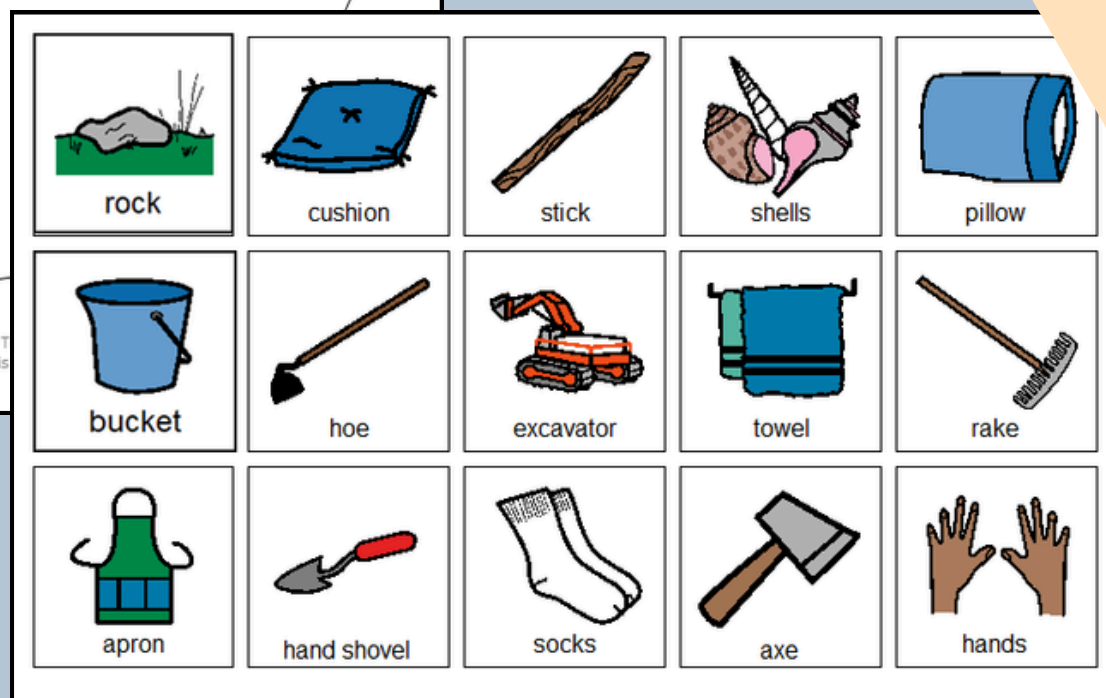
Max was trapped under a tree and had to find a way to dig out.
What are some things that you could use to dig?

ERRORLESS VERSION




There are circle maps in this unit.

Circle maps are a great way for students to see the big idea.



**WRONG ANSWERS
MIXED IN**

Some memories we have are unpleasant and some are happy.
Sort the memories on the next page into the correct column.



Sort the following into the column you think it best fits in. If you are not sure, place it on the middle line.

 accident	 stuffed animals	 vacation	 sledding	 bite others
 fishing	 sick	 mean	 cruise	 cheat
 alone	 Christmas	 birthday	 pizza party	 hit others
 ambulance	 celebrate	 fall	 funeral	 present

There are sorting activities.

Directions on how to add color coding or a separate differentiated version is included.

Ghettos



When the Germans invaded Poland during World War 2, they forced the Jewish people to live in marked-off sections of towns called ghettos. There were over 1000 ghettos formed, and the largest was in Warsaw in Poland.

Life inside the ghetto was terrible. The ghetto would be surrounded by a 10 foot wall that was topped with barbed wire. There were always guards watching for people who tried to escape or sneak supplies in.


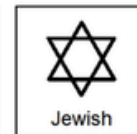
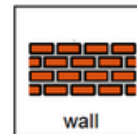
The only food and supplies they received were from the German soldiers. There was not enough food given to the people living in the ghetto to survive. There was also not enough medicine or supplies if someone was sick or injured.

There was some food and supplies smuggled into the ghetto however. This was very dangerous and people caught trying to sneak things inside were killed.

More than 80,000 Jews died while being held in the ghetto in Warsaw, Poland.

Ghettos

1. The ghettos were built to hold the people.
2. Conditions in the ghettos were .
3. The ghettos was surrounded by a 10 foot .
4. There was not enough for the people to survive.
5. Many Jewish people in the ghetto in Warsaw.



There are matching activities.

Directions on how to add color coding or a separate differentiated version is included.

Saying Goodbye

Sometimes we have to say .

It can be to say goodbye.

Sometimes, people have to .

Sometimes we may not see them again for .

Saying goodbye can be hard, but it is .

There are writing prompts.

These are errorless activities that allow students to write a story independently.

Aunt Hannah explains how strategic their attacks have been. What does strategic mean?

strategic

knowledge planning patience decision-making preparation

CH 7 Christa Joy, SNEK The Picture Communication Symbols ©1983-2018 by Tobii Dynavox. All Rights Reserved Worldwide. Used with permission. Boardmaker® is a trademark of Tobii Dynavox 16

Jewish Faith

Learn more about the Jewish faith. Read the facts below and glue a star at the end of each fact.

1. The Torah is the most important holy book of Judaism.
2. Believe there is one God, who wants people to do what is just.
3. Sometimes called the "Chosen People."
4. Believe that God will send a Messiah to save them.
5. Millions were persecuted and killed during the Holocaust by the Nazis.

CH 4 Christa Joy, SNEK The Picture Communication Symbols ©1983-2018 by Tobii Dynavox. All Rights Reserved Worldwide. Used with permission. Boardmaker® is a trademark of Tobii Dynavox 13

Max is reunited with Aunt Hannah. What does it mean and how does it feel to be reunited?

reunited

join make up back together together m

CH 5 Christa Joy, SNEK The Picture Communication Symbols ©1983-2018 by Tobii Dynavox. All Rights Reserved Worldwide. Used with permission. Boardmaker® is a trademark of Tobii Dynavox

Because there are so many activities, you can choose the ones that fit your students the best.

Color in the robin.

CH 2 Christa Joy, SNEK The Picture Communication Symbols ©1983-2019 by Tobii Dynavox. All Rights Reserved Worldwide. Used with permission. Boardmaker® is a trademark of Tobii Dynavox 10

Help Max and the others find their way through the forest and swamp.

start

end

CH 8 Christa Joy, SNEK The Picture Communication Symbols ©1983-2018 by Tobii Dynavox. All Rights Reserved Worldwide. Used with permission. Boardmaker® is a trademark of Tobii Dynavox 17

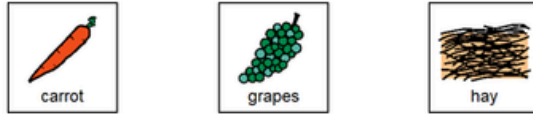
11. What did Marcus steal for a weapon?




12. What did Marcus and Tata use to escape?



13. What did Marcus feed Peg, the horse?



14. Does Tata want to seek revenge?



15. What woke Marcus?



This unit has **25** comprehension questions. Each question has 3 picture choices.

There is a key to show which chapter each question comes from.

Answer key included!!

Chapter references for each question

Question	Chapter
1	1
2	1
3	2
4	2
5	3
6	3
7	4
8	4
9	5
10	6
11	6
12	7
13	8
14	8
15	9
16	9
17	10
18	10
19	11
20	12
21	13
22	14
23	15
24	16
25	16