

# I SURVIVED



## THE HINDENBURG DISASTER, 1937

**18 activities**

**25 questions**





These novel units are something I created and started using in my classroom. I had students with significant challenges and most were **non-readers**. They were the best thing I ever did, and my students **LOVED** them.

## Table of Contents

Worksheet pages	Activity	Chapter
4	Suggestions for use	
5	Story board	
6	Title and Author	
7-9	Things that can explode	1
10	What does flammable mean?	2
11-12	Malaria	3
13	Evil	4
14-15	Modes of transportation	5
16-17	Which animal does each person look like?	6
18-19	Feeling nervous	7
20-22	Facts about zeppelins	8
23	Weapons used in war	9
24	How to treat a fever	10
25-26	I thought I saw a spy	11
27	What is a diversion?	12
28-29	Rules that are and are not important	13
30	Anticipation	14
31	What does panic look like?	15
32-34	Things that can cause pain or injury	16
35	What does it mean to survive	17
36	Other novel units available	
37-38	Terms of use	

This novel unit has **18 different activities**. These activities will engage your students with what is happening in the story.

Each time you finish a chapter, there will be an activity your students can do.

The activity will relate to something that occurred in the chapter.

These are cut-and-paste activities that are supported with pictures.

**Optional:** Quiz students' comprehension by having them answer multiple-choice questions about that chapter.


## Suggestions for Use

- I made this unit to go along with the book, *I Survived the Hindenburg Disaster, 1937*, by Lauren Tarshis.
- I figured that you would be reading it aloud to your class at a rate of about 1 chapter per day.
- Be sure to give each student their own copy of the storyboard (pg. 5) to use while reading and discussing the story.
- Benefits of reading out loud, even to classes made up of severely affected students:
  - Teaches students to sit quietly even when there isn't something for them to do. This is a crucial life skill. We all have to spend time sitting and listening to someone we are not that interested in at some point.
  - Parents will LOVE you. Not only will they be excited that their child is being exposed to age-appropriate material, but you are also teaching them how to sit quietly, which will hopefully carry over to home as well.
  - Even with your lowest-level learners, you will have some who will enjoy the story.
  - It can be a calming experience to sit and listen to the teacher read methodically.
- For students who need more structure, place the number of Post-it notes in front of him/her that corresponds to the number of pages you intend to read. Remove a Post-it as you finish each page. The visual will help lessen their anxiety.
- You will find 1 activity for each chapter. You will still have plenty to choose from and find those that fit best with your students.
- Differentiation:
  - For any activity, you can quickly differentiate for your lower-level learners by using a color-coding technique.
  - If sorting, outline each sorting category in a specific color and then outline the corresponding pictures in the same color.
  - Becomes a matching task.
- This unit includes 25 comprehension questions. There is a chart to show which chapter each question comes from. Each question is a multiple-choice question with three answer choices that use pictures. (*This is a separate PDF.*)
- An answer key is included.

Suggestions on how I found this activity worked best in my classroom are provided. I typically had 6-8 students with one adult assistant in the room with me.

# I Survived The Hindenburg Disaster, 1937

By  
Christa Joy  
Special Needs for Special Kids



This entire novel unit comes in 2 separate files. One is completely in color and one is completely in black and white.

Storyboard: to use while reading and for class discussions.  
Laminate and make a copy for each student.




This unit comes with a  
vocabulary board.

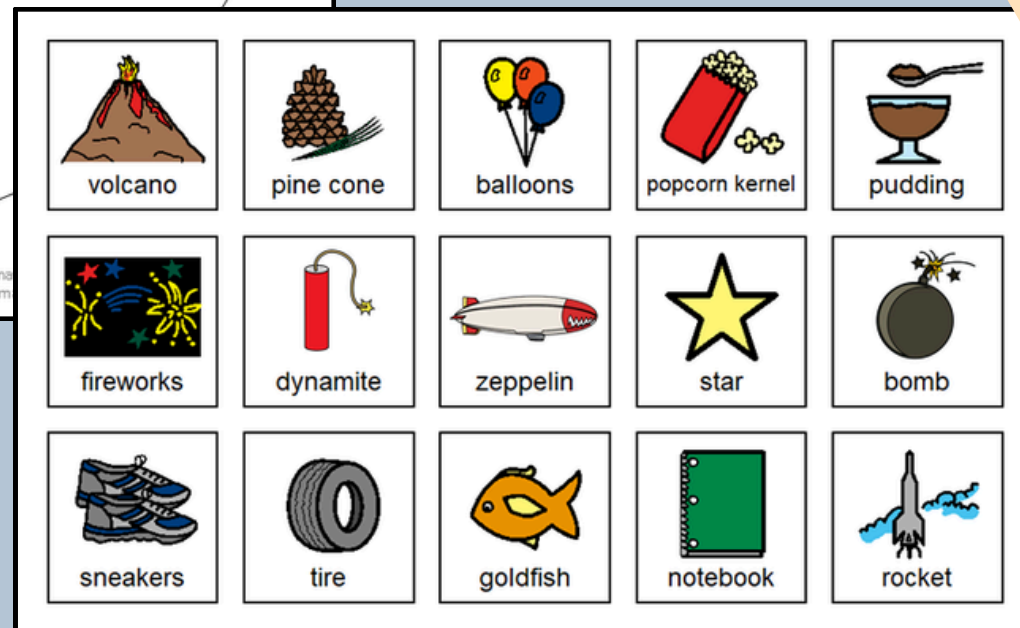
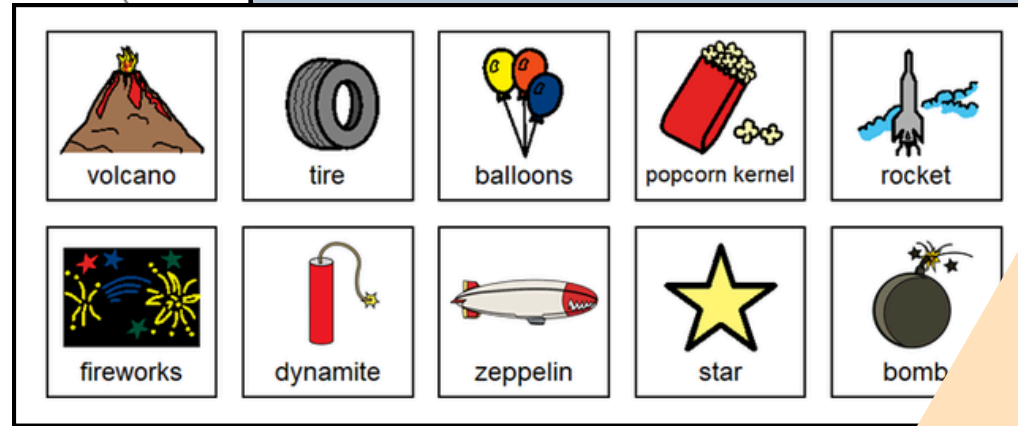
Vocabulary boards are great for  
ALL students to assist with  
**participation and engagement**  
in group discussions.

Tips on how to use in the unit!!

What are some things that can explode?



## ERRORLESS VERSION

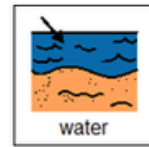
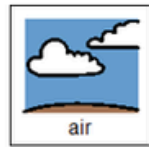
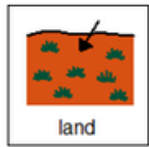


There are circle maps in this unit.

Circle maps are a great way for students to see the big idea.

**WRONG ANSWERS  
MIXED IN**

Sort the following vehicles into the correct column depending on how they travel.











Sort the following foods into the correct column on the previous page.



There are sorting activities.

Directions on how to add color coding or a separate differentiated version is included.

What animal do you think each person below looks like?

	<input type="text"/>		<input type="text"/>
	<input type="text"/>		<input type="text"/>
	<input type="text"/>		<input type="text"/>
	<input type="text"/>		<input type="text"/>

There are matching activities.

Directions on how to add color coding or a separate differentiated version is included.

Match the animal with the person you think looks like it on the previous page.

 lion	 hyena	 giraffe	 ostrich
 rooster	 hippo	 rabbit	 bulldog

# *I thought I saw a spy*


I thought I saw a spy. He was in the


He was so .

I ran to tell my  about it.

When we went back, he was .

I think spies can be .



 closet	 bedroom	 forest	 garage	 kitchen	 living room
 scary	 terrifying	 funny	 ugly	 huge	 angry
 mom	 dad	 brother	 sister	 best friend	 teacher
 bigger	 gone	 sleeping	 eating	 reading	 watching TV
 great	 okay	 scary	 fun	 interesting	 funny

There are writing prompts.

These are errorless activities that allow students to write a story independently.

Answer the following questions about what you learned about malaria.


Marlia is a disease spread by .

People with malaria often have a high .

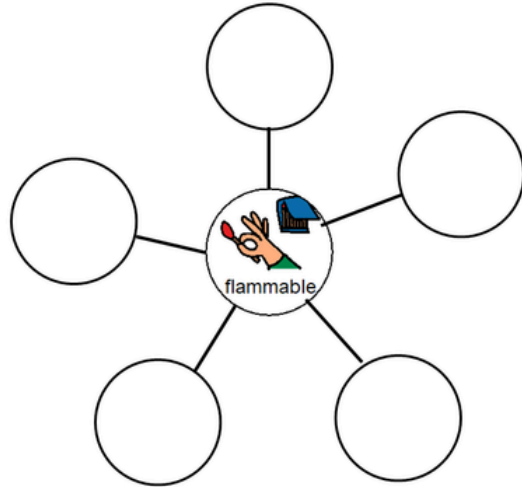
Marlia is most common in  climates.

Doctors can treat malaria with .

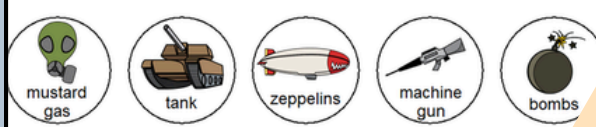
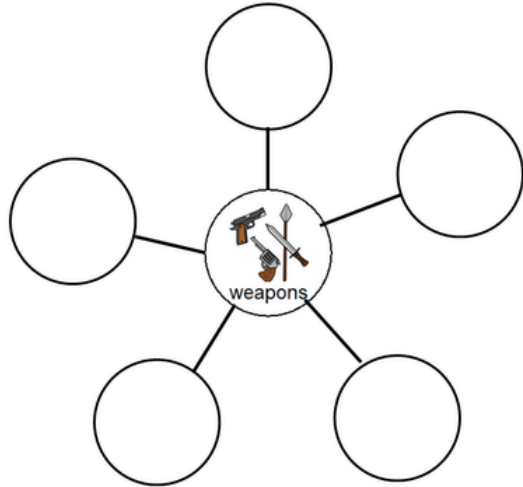
Wearing  can help prevent malaria.



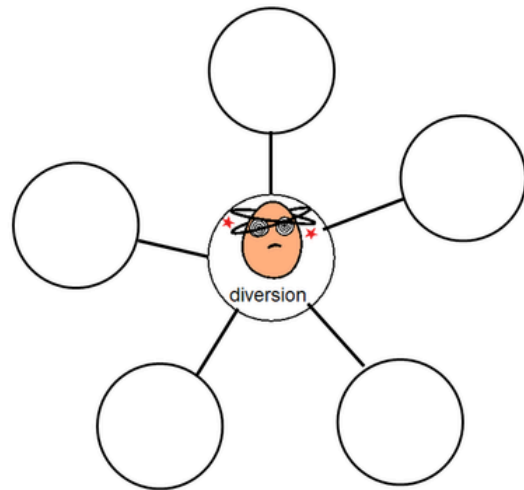
Hydrogen gas is very flammable. What does flammable mean?



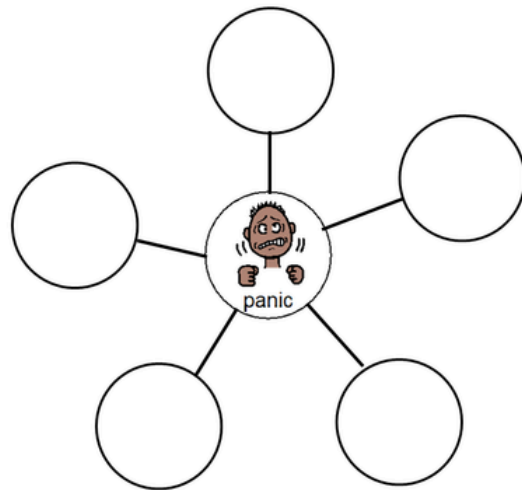
What are some weapons used in past wars?



Hugo wanted to create a diversion so Kohl would not see Mr. Singer climbing up the ladder. What is a diversion?

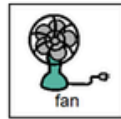

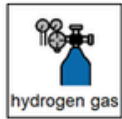


Everyone panics as the Hindenburg starts to crash and catch fire. What does it mean to panic?




Because there are so many activities, you can choose the ones that fit your students the best.

11. What keeps the zeppelin up in the air?




12. What was making the loud noise that worried Mr. Singer?



13. Why did the tour get cut short?



14. Was the doctor able to get Gertie's fever down?



15. What did Gertie tell Hugo she wanted?



Chapter references for each question

Question	Chapter
1	1
2	2
3	2
4	3
5	3
6	4
7	5
8	6
9	6
10	7
11	8
12	9
13	9
14	10
15	10
16	11
17	11
18	12
19	13
20	14
21	15
22	15
23	16
24	17
25	17

This unit has **25** comprehension questions. Each question has 3 picture choices.

There is a key to show which chapter each question comes from.

Answer key included!!