

I SURVIVED

THE ERUPTION OF MOUNT ST. HELENS, 1980

17 activities

25 questions





These novel units are something I created and started using in my classroom. I had students with significant challenges and most were **non-readers**. They were the best thing I ever did, and my students **LOVED** them.

Table of Contents

Worksheet pages	Activity	Chapter
4	Suggestions for use	
5	Story board	
6	Title and Author	
7-8	Natural disasters	1
9	What is a legend?	2
10	Color in St. Helens	3
11-12	I went for a hike	4
13	Unexpected	5
14-16	Facts about earthquakes	6
17-18	Compare dormant and extinct volcanoes	7
19-21	Things that make volcanoes dangerous	8
22	Label layers of the earth	9
23	Sentimental	10
24-25	Things that stink	11
26-28	What people do when desperate	12
29-30	Volcano word search	13
31-33	Bravery	14
34	Ways to signal for help	15
35-37	Dealing with change	16
38	Other novel units available	
39-40	Terms of use	

This novel unit has **17 different activities**. These activities will engage your students with what is happening in the story.

Each time you finish a chapter, there will be an activity your students can do.

The activity will relate to something that occurred in the chapter.

These are cut-and-paste activities that are supported with pictures.

Optional: Quiz students' comprehension by having them answer multiple-choice questions about that chapter.


Suggestions for Use

- I made this unit to go along with the book, *I Survived the Eruption of Mount St. Helens, 1980*, by Lauren Tarshis.
- I figured that you would be reading it aloud to your class at a rate of about 1 chapter per day.
- Be sure to give each student their own copy of the storyboard (pg. 5) to use while reading and discussing the story.
- Benefits of reading out loud, even to classes made up of severely affected students:
 - Teaches students to sit quietly even when there isn't something for them to do. This is a crucial life skill. We all have to spend time sitting and listening to someone we are not that interested in at some point.
 - Parents will LOVE you. Not only will they be excited that their child is being exposed to age-appropriate material, but you are also teaching them how to sit quietly, which will hopefully carry over to home as well.
 - Even with your lowest-level learners, you will have some who will enjoy the story.
 - It can be a calming experience to sit and listen to the teacher read methodically.
- For students who need more structure, place the number of Post-it notes in front of him/her that corresponds to the number of pages you intend to read. Remove a Post-it as you finish each page. The visual will help lessen their anxiety.
- You will find 1 activity for each chapter. You will still have plenty to choose from and find those that fit best with your students.
- Differentiation:
 - For any activity, you can quickly differentiate for your lower-level learners by using a color-coding technique.
 - If sorting, outline each sorting category in a specific color and then outline the corresponding pictures in the same color.
 - Becomes a matching task.
- This unit includes 25 comprehension questions. There is a chart to show which chapter each question comes from. Each question is a multiple-choice question with three answer choices that use pictures. (*This is a separate PDF.*)
- An answer key is included.

Suggestions on how I found this activity worked best in my classroom are provided. I typically had 6-8 students with one adult assistant in the room with me.

I Survived The Eruption of Mount St. Helens

By
Christa Joy
Special Needs for Special Kids



This entire novel unit comes in 2 separate files. One is completely in color and one is completely in black and white.

Storyboard: to use while reading and for class discussions.
Laminate and make a copy for each student.

 Jess	 Eddie & Sam	 Mom	 Mr. Rowan	 Dr. Morales
 St Helens	 Skeleton Woman	 camera	 hike	 shack
 earthquake	 dormant	 extinct	 poisonous gas	 pyroclastic surge
 steam	 skeptical	 stinky	 deep hole	 ash
 hurt	 helicopter	 sweatshirt	 hospital	 Seattle
 repeat that	 I like that	 I don't like that	 I don't know	 need a break

Christa Joy, SNSK

The Picture Communication Symbols ©1981–2019 by Tobii Dynavox. All Rights Reserved
Worldwide. Used with permission. Boardmaker® is a trademark of Tobii Dynavox

5

This unit comes with a
vocabulary board.

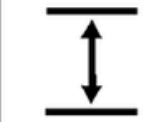
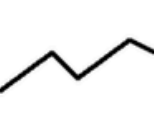



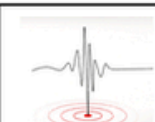




Vocabulary boards are great for
ALL students to assist with
participation and engagement
in group discussions.

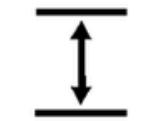
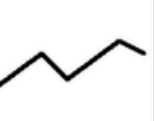


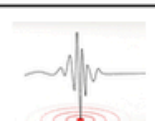








Tips on how to use in the unit!!

What are some facts about earthquakes?



ERRORLESS VERSION

 plates shift	 fault line	 shock waves	 warning sign	 danger
 seismograph	 shake	 buildings fall	 fires can start	 emergency

 plates shift	 fault line	 relaxing	 warning sign	 danger
 seismograph	 shake	 buildings fall	 fires can start	 farmer
 quiet	 crayons	 shock waves	 cherry pie	 emergency

There are circle maps in this unit.

Circle maps are a great way for students to see the big idea.

**WRONG ANSWERS
MIXED IN**

The sulfur gas from the volcano smells very bad. Look at the items on the next page and sort them into whether you think they would smell good or bad.



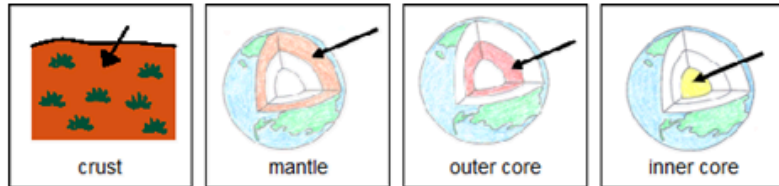
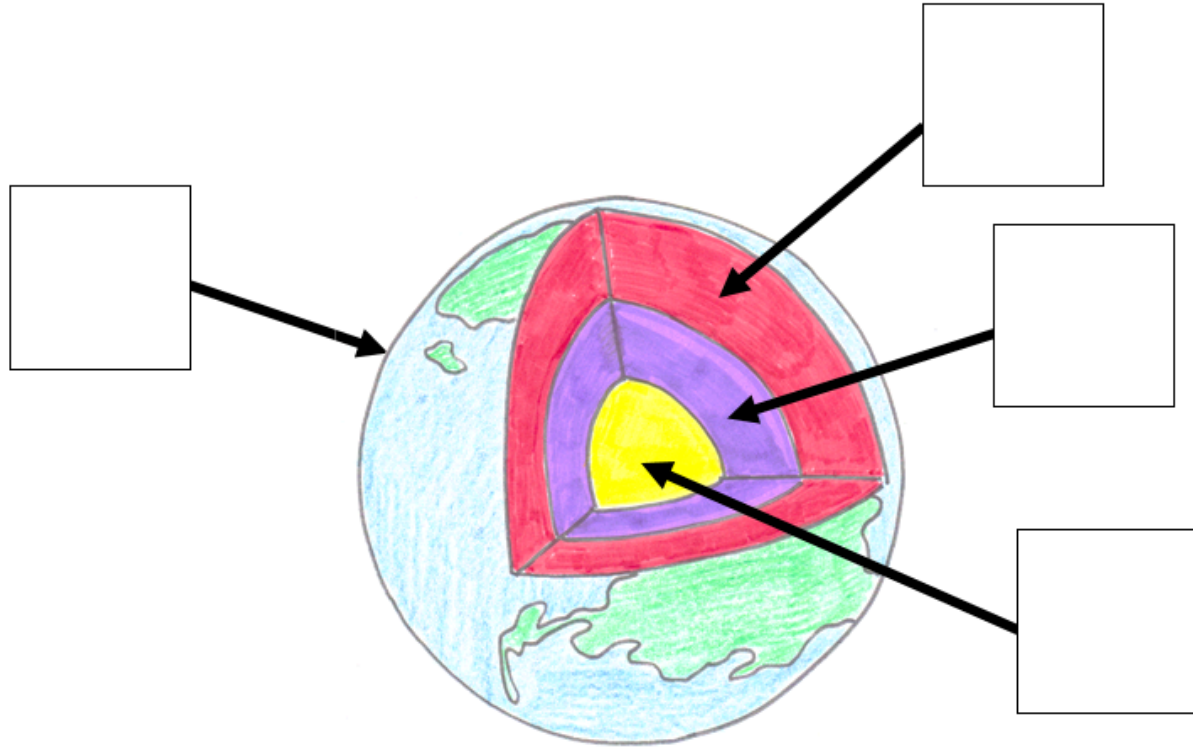
Smelly/Not Smelly Sort: Cut apart the pictures and sort into the correct column on the previous page.



There are sorting activities.

Directions on how to add color coding or a separate differentiated version is included.

Label the layers of the Earth. Remember, volcanoes occur in cracks in the crust.



There are matching activities.


Directions on how to add color coding or a separate differentiated version is included.

Taking a Hike


The other day, I went walking down at the



went with me.



It was



outside.



I saw a lot of



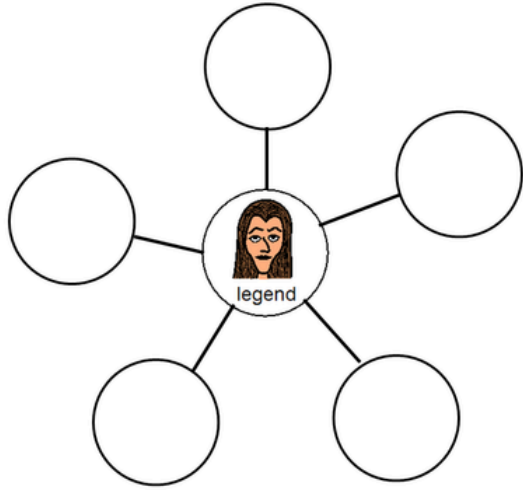
is my favorite time of year.

pond	lake	river	beach	farm	dam
friend	dog	dad	brother	sister	neighbor
sunny	windy	cold	hot	beautiful	muddy
butterflies	squirrels	flowers	animals	birds	crickets
summer	fall	winter	spring		

There are writing prompts.

These are errorless activities that allow students to write a story independently.

The Skeleton Woman is a legend. What does it mean to be a legend?

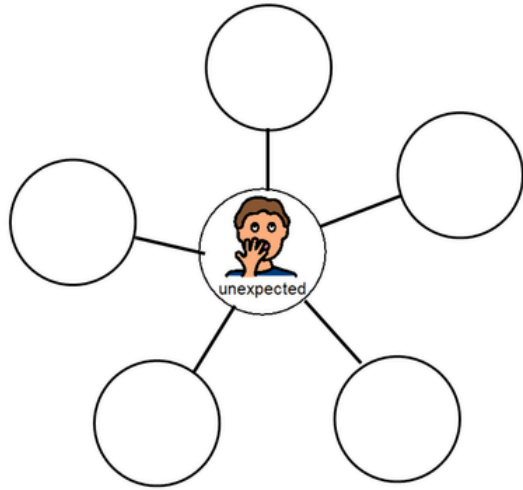


CH 2

Christa Joy, SNSK
The Picture Communication Symbols © 1981-2018 by Tobii Dynavox. All Rights Reserved
Worldwide. Used with permission. Boardmaker® is a trademark of Tobii Dynavox

9

What they found in the cabin was very unexpected. What does unexpected mean?



CH 5



The Picture Communication Symbols © 1981-2018 by Tobii Dynavox. All Rights Reserved
Worldwide. Used with permission. Boardmaker® is a trademark of Tobii Dynavox

CH 7

Complete the Venn diagram comparing extinct and dormant volcanoes.



Place the characteristics in the Venn diagram.

 may erupt in future	 mountains	 will not erupt	 dead
 white steam	 erupted in past	 sleeping	
 burps	 safe	 volcano	

Christa Joy, SNSK
The Picture Communication Symbols © 1981-2018 by Tobii Dynavox. All Rights Reserved
Worldwide. Used with permission. Boardmaker® is a trademark of Tobii Dynavox

17

Because there are so many activities, you can choose the ones that fit your students the best.

Color in Mount St. Helens, beautiful before the eruption.



CH 3

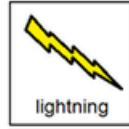

Christa Joy, SNSK
The Picture Communication Symbols © 1981-2018 by Tobii Dynavox. All Rights Reserved
Worldwide. Used with permission. Boardmaker® is a trademark of Tobii Dynavox

13

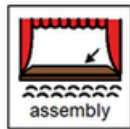
11. What did the eruption of Mount Pelee wake up?






12. What is a pyroclastic surge?





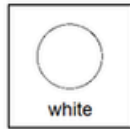
13. What is everyone worried about at school?



14. The steam explosions were like volcanic _____.



15. What color would the steam be if it were an actual eruption?



This unit has **25** comprehension questions. Each question has 3 picture choices.

There is a key to show which chapter each question comes from.

Answer key included!!

Chapter references for each question

Question	Chapter
1	1
2	2
3	2
4	3
5	4
6	5
7	5
8	6
9	7
10	7
11	8
12	8
13	9
14	10
15	10
16	10
17	11
18	11
19	12
20	13
21	14
22	15
23	15
24	16
25	16