

# I SURVIVED

## THE DUST BOWL, 1935

**19 activities**

**25 questions**





These novel units are something I created and started using in my classroom. I had students with significant challenges and most were **non-readers**. They were the best thing I ever did, and my students **LOVED** them.

## Table of Contents

Worksheet pages	Activity	Chapter
4	Suggestions for use	
5	Story board	
6	Title and Author	
7	Color in the state of Texas	1
8-10	The Great Depression	2
11-12	Facts about a dust storm	3
13	Importance of rain	4
14-16	Types of weather	5
17	Color in the dust storm	6
18-19	This that are and are not edible	7
20	What does it mean to exaggerate?	8
21-22	My best friend	9
23	Protective gear in a dust storm	10
24-25	Waiting a short or long time	11
26	Eavesdropping	12
27	Making tough decisions	13
28-29	Foolish choices	14
30-32	Things people do when desperate	15
33-34	Ghost story	16
35	Solutions to problems	17
36	Reunited	18
37	Other novel units available	
38-39	Terms of use	

This novel unit has **19 different activities**. These activities will engage your students with what is happening in the story.

Each time you finish a chapter, there will be an activity your students can do.

The activity will relate to something that occurred in the chapter.

These are cut-and-paste activities that are supported with pictures.

**Optional:** Quiz students' comprehension by having them answer multiple-choice questions about that chapter.

## Suggestions for Use

- I made this unit to go along with the book, *I Survived the Dust Bowl, 1935*, by Lauren Tarshis.
- I figured that you would be reading it aloud to your class at a rate of about 1 chapter per day.
- Be sure to give each student their own copy of the storyboard (pg. 5) to use while reading and discussing the story.
- Benefits of reading out loud, even to classes made up of severely affected students:
  - Teaches students to sit quietly even when there isn't something for them to do. This is a crucial life skill. We all have to spend time sitting and listening to someone we are not that interested in at some point.
  - Parents will LOVE you. Not only will they be excited that their child is being exposed to age-appropriate material, but you are also teaching them how to sit quietly, which will hopefully carry over to home as well.
  - Even with your lowest-level learners, you will have some who will enjoy the story.
  - It can be a calming experience to sit and listen to the teacher read methodically.
- For students who need more structure, place the number of Post-it notes in front of him/her that corresponds to the number of pages you intend to read. Remove a Post-it as you finish each page. The visual will help lessen their anxiety.
- You will find 1 activity for each chapter. You will still have plenty to choose from and find those that fit best with your students.
- Differentiation:
  - For any activity, you can quickly differentiate for your lower-level learners by using a color-coding technique.
  - If sorting, outline each sorting category in a specific color and then outline the corresponding pictures in the same color.
  - Becomes a matching task.
- This unit includes 25 comprehension questions. There is a chart to show which chapter each question comes from. Each question is a multiple-choice question with three answer choices that use pictures. (*This is a separate PDF.*)
- An answer key is included.

Suggestions on how I found this activity worked best in my classroom are provided. I typically had 6-8 students with one adult assistant in the room with me.

# I Survived The Dust Bowl, 1935

By  
Christa Joy  
Special Needs for Special Kids



This entire novel unit comes in 2 separate files. One is completely in color and one is completely in black and white.

Storyboard: to use while reading and for class discussions.  
Laminate and make a copy for each student.



This unit comes with a  
vocabulary board.

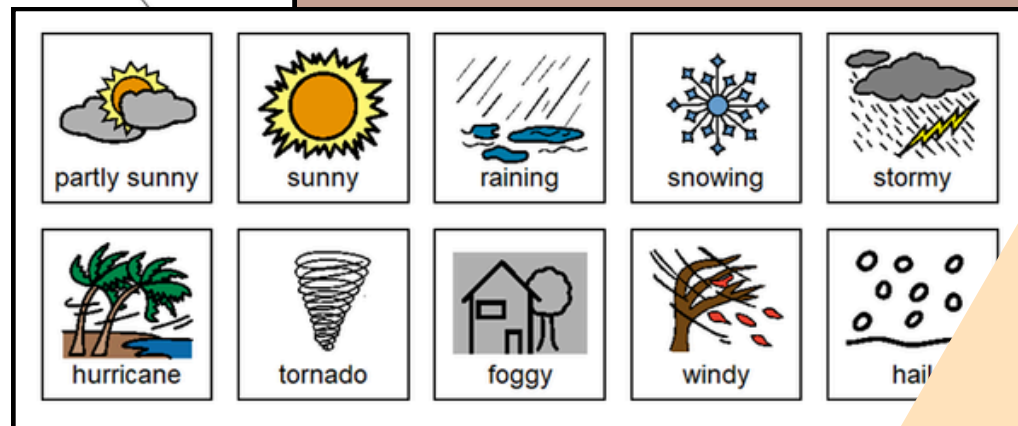
Vocabulary boards are great for  
ALL students to assist with  
**participation and engagement**  
in group discussions.

Tips on how to use in the unit!!

What are some different types of weather?

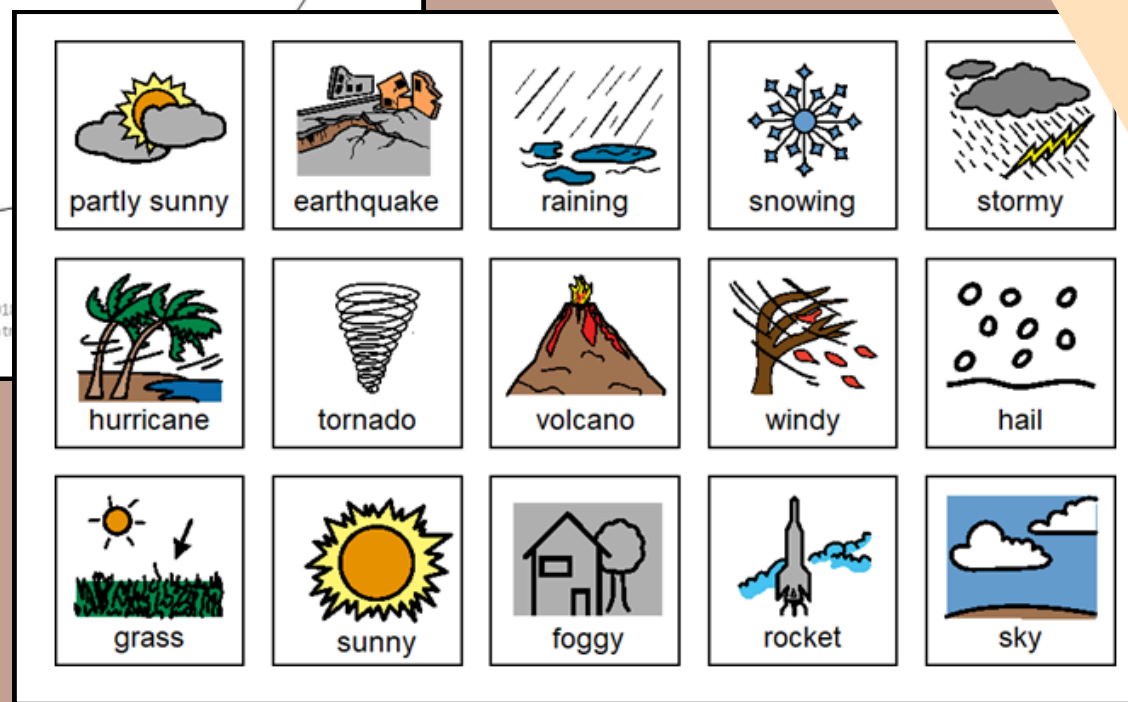


## ERRORLESS VERSION



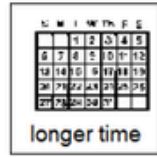
There are circle maps in this unit.

Circle maps are a great way for students to see the big idea.



**WRONG ANSWERS  
MIXED IN**

Waiting can be tough. Look at the pictures on the next page and put them in the correct column depending on how long you think they will take.



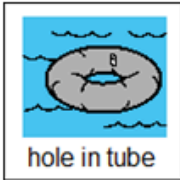

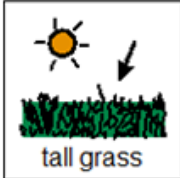
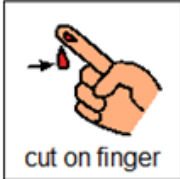

Put in the correct column on the previous page. If you are not sure, put it on the middle line.




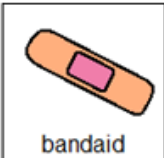

 drink a glass of water	 eat lunch	 nap	 wash face
 finish puzzle	 bus ride to school	 eat a cookie	 empty trash
 watch a commercial	 take a bath	 color a picture	 basketball game

There are sorting activities.

Directions on how to add color coding or a separate differentiated version is included.

Ray knows he has to find a way to escape the storm after the roof blows off. Match the solution to each common problem below.

 hole in tube	→	<input type="text"/>
 torn paper	→	<input type="text"/>
 tall grass	→	<input type="text"/>
 cut on finger	→	<input type="text"/>
 flat tire	→	<input type="text"/>


 tire pump	 tape	 lawn mower	 bandaid	 patch
--	---	---	---	--

There are matching activities.

Directions on how to add color coding or a separate differentiated version is included.

Do you have a best friend? What makes someone a best friend?


My best friend is:



This is what makes him/her so great:



Students can choose from the following adjectives to describe their best friend.



There are writing prompts.

These are errorless activities that allow students to write a story independently.

What does it mean to eavesdrop?

quiet hide secret talk listen

CH 12

Christa Joy, SNGK  
The Picture Communication Symbols ©1981-2018 by Tobii Dynavox. All Rights Reserved  
Worldwide. Used with permission. Boardmaker® is a trademark of Tobii Dynavox

Why is rain important?

crops cool down fill ponds animals drink energy

CH 4

Christa Joy, SNGK  
The Picture Communication Symbols ©1981-2018 by Tobii Dynavox. All Rights Reserved  
Worldwide. Used with permission. Boardmaker® is a trademark of Tobii Dynavox

Color in the picture of the dust storm.

CH 6

Christa Joy, SNGK The Picture Communication Symbols ©1981-2018 by Tobii Dynavox. All Rights Reserved  
Worldwide. Used with permission. Boardmaker® is a trademark of Tobii Dynavox

Because there are so many activities, you can choose the ones that fit your students the best.

Color in the state of Texas.

CH 1

Christa Joy, SNGK The Picture Communication Symbols ©1981-2018 by Tobii Dynavox. All Rights Reserved  
Worldwide. Used with permission. Boardmaker® is a trademark of Tobii Dynavox

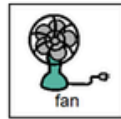

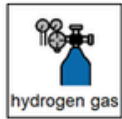
Sometimes we have to make difficult decisions. Look at each scenario and circle what your decision would be. There is no right or wrong answer.

<p>What do you do when someone is not nice to you?</p>	<p>What do you do if you see someone being mean to a friend?</p>
<p>When you have free time, what do you like to do?</p>	<p>Who would you most want to go to the movies with?</p>
<p>What do you do if you are lost?</p>	<p>What do you do when you are sad?</p>
<p>Which would you like to learn how to do?</p>	<p>On the weekends, which do you like to do?</p>


CH 13

Christa Joy, SNGK The Picture Communication Symbols ©1981-2018 by Tobii Dynavox. All Rights Reserved  
Worldwide. Used with permission. Boardmaker® is a trademark of Tobii Dynavox

11. What keeps the zeppelin up in the air?




12. What was making the loud noise that worried Mr. Singer?



13. Why did the tour get cut short?



14. Was the doctor able to get Gertie's fever down?



15. What did Gertie tell Hugo she wanted?



Chapter references for each question

Question	Chapter
1	1
2	2
3	2
4	3
5	3
6	4
7	5
8	6
9	6
10	7
11	8
12	9
13	9
14	10
15	10
16	11
17	11
18	12
19	13
20	14
21	15
22	15
23	16
24	17
25	17

This unit has **25** comprehension questions. Each question has 3 picture choices.

There is a key to show which chapter each question comes from.

Answer key included!!