An illustration of Mount Vesuvius erupting. The volcano is dark grey with bright orange and red lava flows running down its slopes. A large plume of dark grey smoke rises from the crater, with several smaller plumes of smoke and lava falling from it. In the foreground, a coastal town with several classical-style buildings and a church spire is visible. The sea is blue with white waves. The sky is light blue with a few white clouds.

I SURVIVED

THE DESTRUCTION OF

POMPEII, AD 79 1916

18 activities

25 questions





These novel units are something I created and started using in my classroom. I had students with significant challenges and most were **non-readers**. They were the best thing I ever did, and my students **LOVED** them.

Table of Contents

Worksheet pages	Activity	Chapter
4	Suggestions for use	
5	Story board	
6	Title and Author	
7-8	Facts about volcano	1
9-11	Ways people celebrate	2
12	What is a prophecy	3
13-14	Real (scientific) or pretend	4
15	Reunited	5
16-17	Things that are possible or impossible	5
18-19	My perfect disguise	6
20-21	Poisonous animals	7
22	Revenge	8
23-24	My nightmare	9
25	Unexpected	10
26-27	Things that take courage	11
28-30	Jealousy	12
31	Color in Vesuvius	13
32	What does panic look like?	14
33-34	When all hope seems gone	15
35-37	Perseverance	16
38	Other novel units available	
39-40	Terms of use	

This novel unit has **18 different activities**. These activities will engage your students with what is happening in the story.

Each time you finish a chapter, there will be an activity your students can do.

The activity will relate to something that occurred in the chapter.

These are cut-and-paste activities that are supported with pictures.

Optional: Quiz students' comprehension by having them answer multiple-choice questions about that chapter.

Suggestions for Use

- I made this unit to go along with the book, *I Survived the Destruction of Pompeii, AD 79*, by Lauren Tarshis.
- I figured that you would be reading it aloud to your class at a rate of about 1 chapter per day.
- Be sure to give each student their own copy of the storyboard (pg. 5) to use while reading and discussing the story.
- Benefits of reading out loud, even to classes made up of severely affected students:
 - Teaches students to sit quietly even when there isn't something for them to do. This is a crucial life skill. We all have to spend time sitting and listening to someone we are not that interested in at some point.
 - Parents will LOVE you. Not only will they be excited that their child is being exposed to age-appropriate material, but you are also teaching them how to sit quietly, which will hopefully carry over to home as well.
 - Even with your lowest-level learners, you will have some who will enjoy the story.
 - It can be a calming experience to sit and listen to the teacher read methodically.
- For students who need more structure, place the number of Post-it notes in front of him/her that corresponds to the number of pages you intend to read. Remove a Post-it as you finish each page. The visual will help lessen their anxiety.
- You will find 1 activity for each chapter. You will still have plenty to choose from and find those that fit best with your students.
- Differentiation:
 - For any activity, you can quickly differentiate for your lower-level learners by using a color-coding technique.
 - If sorting, outline each sorting category in a specific color and then outline the corresponding pictures in the same color.
 - Becomes a matching task.
- This unit includes 25 comprehension questions. There is a chart to show which chapter each question comes from. Each question is a multiple-choice question with three answer choices that use pictures. (*This is a separate PDF.*)
- An answer key is included.

Suggestions on how I found this activity worked best in my classroom are provided. I typically had 6-8 students with one adult assistant in the room with me.

I Survived The Destruction of Pompeii, AD 79

By
Christa Joy
Special Needs for Special Kids



















Christa Joy, SNSK

The Picture Communication Symbols ©1981–2019 by Tobii Dynavox. All Rights Reserved
Worldwide. Used with permission. Boardmaker® is a trademark of Tobii Dynavox

This entire novel unit comes in 2 separate files. One is completely in color and one is completely in black and white.

Storyboard: to use while reading and for class discussions.
Laminate and make a copy for each student.

 Marcus	 Tata	 Vesuvius	 enslaved	 earthquake
 giant	 apple	 warning	 sold	 gladiator
 parade	 toga	 cobra	 Peg	 poisonous gas
 sheep	 dead	 jealous	 tunnel	 escape
 repeat that	 I like that	 I don't like that	 I don't know	 need a break

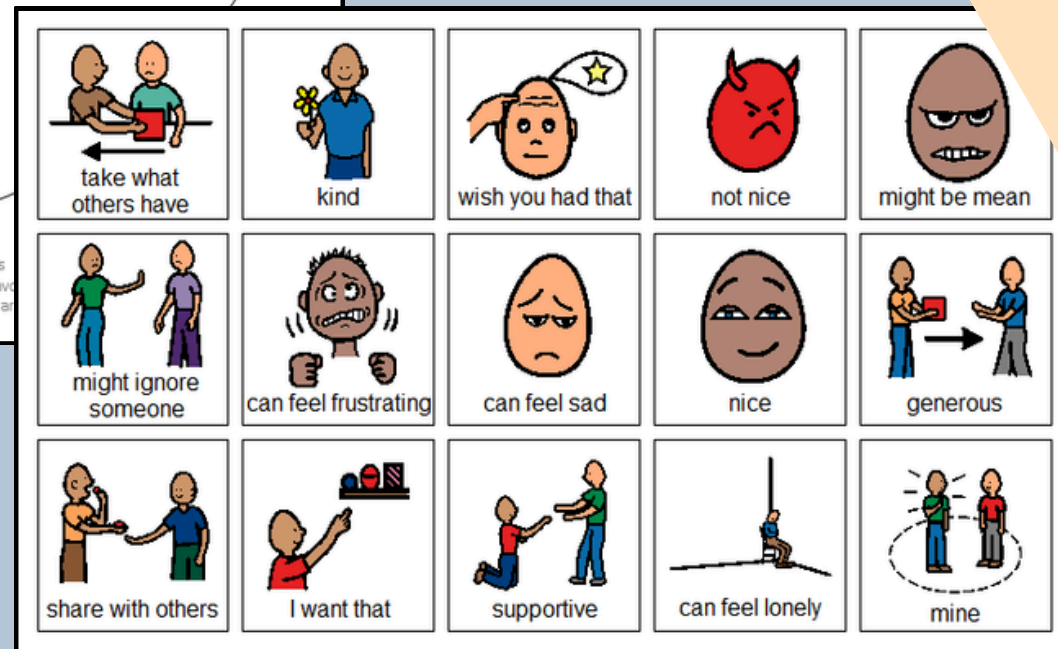


This unit comes with a
vocabulary board.

Vocabulary boards are great for
ALL students to assist with
participation and engagement
in group discussions.

Tips on how to use in the unit!!

Marcus realizes that Festus is jealous of Tata's relationship with Linus.
What does jealousy look like?

ERRORLESS VERSION



There are circle maps in this unit.

Circle maps are a great way for students to see the big idea.

**WRONG ANSWERS
MIXED IN**

Some animals are poisonous and some are not. Sort the following animals into those you think may be poisonous and those that are not.




poisonous



safe

Sort the following into the correct column on the previous page.
An answer key is provided.



Poisonous

- Cobra
- Green and black poison dart frog
- Black widow spider
- Jellyfish
- scorpion

There are sorting activities.


Directions on how to add color coding or a separate differentiated version is included.

Title and Author. Cut out the boxes at the bottom and paste in the correct location.


Title




Author



I Survived the
Destruction of
Pompeii, AD 79



By
Lauren
Tarshis



There are matching activities.

Directions on how to add color coding or a separate differentiated version is included.

My Disguise


I had to hide from , so I came up with a disguise.

I had a wig.

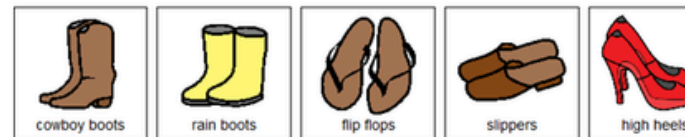
I wore .

I put on my feet.

I looked just like a . No one knew it was me!!



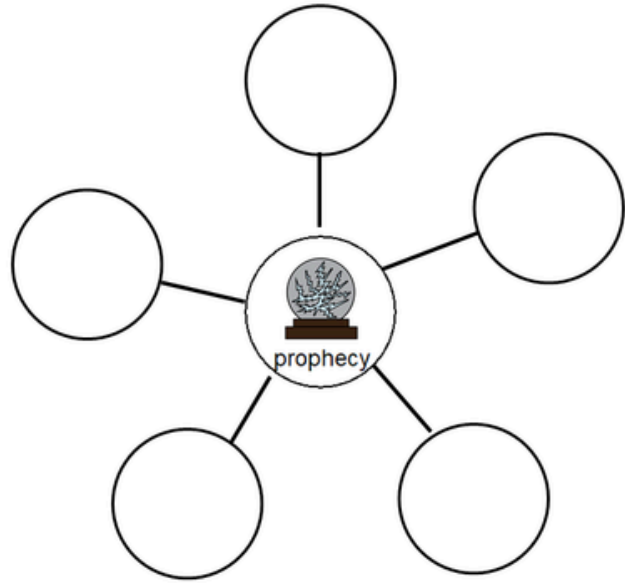
color in the circle with the color of your



There are writing prompts.

These are errorless activities that allow students to write a story independently.

The old woman tries to warn Marcus about a future disaster. It is a prophecy. What is a prophecy?


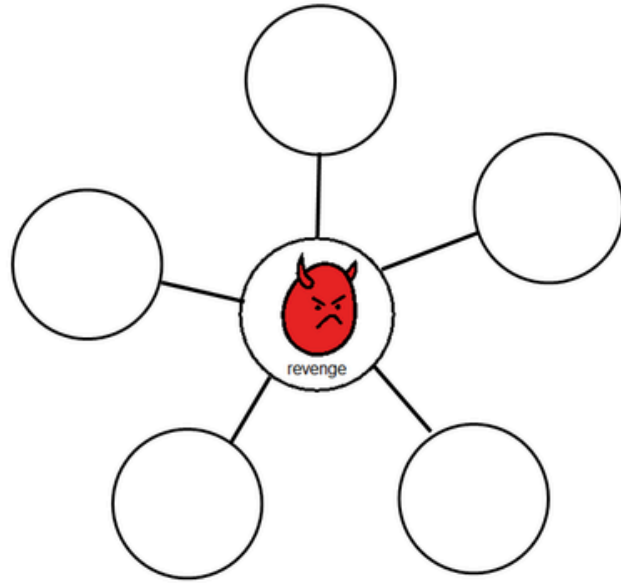


CH 3

Christa Joy, Special Needs for Special Kids
The Picture Communication Symbols ©1981-2018 by Tobii Dynavox. All Rights Reserved
Worldwide. Used with permission. Boardmaker® is a trademark of Tobii Dynavox

12

Marcus wants to get revenge on the men who hurt her father. but Tata warns him not to let hatred take over. What does revenge look like?

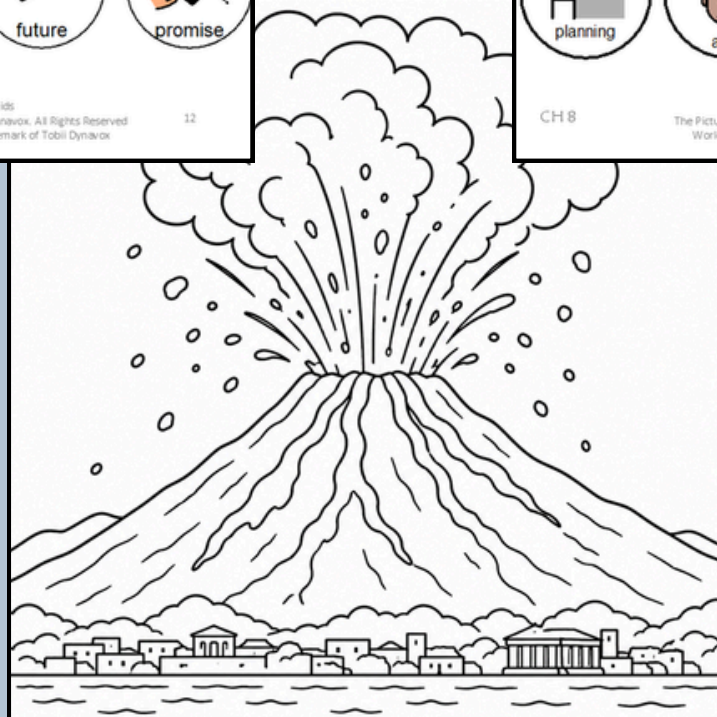


CH 8

Christa Joy, Special Needs for Special Kids
The Picture Communication Symbols ©1981-2018 by Tobii Dynavox. All Rights Reserved
Worldwide. Used with permission. Boardmaker® is a trademark of Tobii Dynavox

22

of Vesuvius erupting.



CH 13

Christa Joy, Special Needs for Special Kids
The Picture Communication Symbols ©1981-2019 by Tobii Dynavox. All Rights Reserved
Worldwide. Used with permission. Boardmaker® is a trademark of Tobii Dynavox

31

Because there are so many activities, you can choose the ones that fit your students the best.

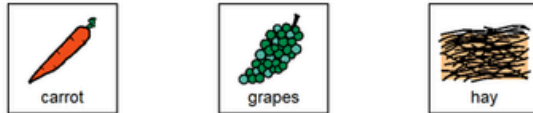
11. What did Marcus steal for a weapon?




12. What did Marcus and Tata use to escape?



13. What did Marcus feed Peg, the horse?



14. Does Tata want to seek revenge?



15. What woke Marcus?



This unit has **25 comprehension questions.** Each question has 3 picture choices.

There is a key to show which chapter each question comes from.

Answer key included!!

Chapter references for each question

Question	Chapter
1	1
2	1
3	2
4	2
5	3
6	3
7	4
8	4
9	5
10	6
11	6
12	7
13	8
14	8
15	9
16	9
17	10
18	10
19	11
20	12
21	13
22	14
23	15
24	16
25	16