


HENRY AND MUDGE

THE FIRST BOOK



10 activities

chapter questions



Special Needs for Special Kids

These novel units are something I created and started using in my classroom. I had students with significant challenges and most were **non-readers**. They were the best thing I ever did, and my students LOVED them.




Table of Contents

Worksheet pages	Activity	Chapter
4	Suggestions for use	
5	Story board	
6	Title and Author	
7-8	Things you can do when lonely	1
9	Count the brother and sisters	1
10-11	Sort big and small dogs	2
12-14	Things people worry about	3
15-16	Places people sleep	4
17	Trace Mudge's path	5
18-19	Reasons people cry	6
20	Reunited	7
21-22	The perfect pet	7
23	Additional novel studies	
24-25	Terms of use	

This novel unit has **10 different activities**. These activities are **NOT** comprehension-based. So, even if your students do not pay attention, they can still complete the activity.

Trace the path Mudge took and color in the picture.



For example, students will trace the path that Mudge took on the day he got lost.

Students will color in the picture when done.

Each time you finish a chapter, there will be an activity for your students to complete.


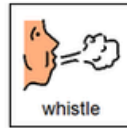
The activity will relate to something from that chapter.

These are cut-and-paste activities supported by pictures.

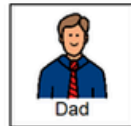

Optional: Quiz students' comprehension by having them answer 5 multiple-choice questions about those chapters.

CH 3



1. Before Mudge, what would Henry do when he walked to school?



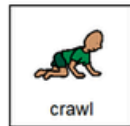
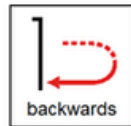

2. Who walks with Henry now?




3. What does Henry think of now when he walks to school?



4. How does Henry sometimes walk to school?

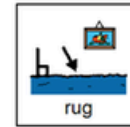



5. Was Henry happy walking to school with Mudge?

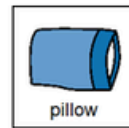


CH 4

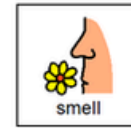
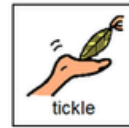
1. What did Mudge love most of all in Henry's room?



2. What was so great that was in Henry's bed?



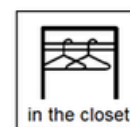

3. Mudge loved to _____ Henry.



4. Would Mudge lick Henry?



5. Where would Mudge sleep?



This unit includes comprehension questions. There are 5 questions for each chapter. Each question has 3 picture choices. They are in color and black and white.

Answer key included!!

Suggestions for Use


- I made this unit to go along with the book, *Henry and Mudge: The First Book*, by Cynthia Rylant.
- The thought is that you would be reading it aloud to your class at a rate of about 1 chapter per day.
- Be sure to give each student their own copy of the storyboard (pg. 6) to use while reading and discussing the story.
- Benefits of reading out loud, even to classes made up of severely affected students:
 - Teaches students to sit quietly even when there isn't something for them to do. This is a crucial life skill. We all have to spend time sitting and listening to someone we are not that interested in at some point.
 - Parents will LOVE you. Not only will they be excited that their child is being exposed to age-appropriate material, but you are also teaching them how to sit quietly, which will hopefully carry over at home as well.
 - Even with your lowest-level learners, you will have 1 or 2 that will truly enjoy the story.
- It can be a calming experience to sit and listen to the teacher read methodically. For students who need more structure, place the number of Post-it notes in front of him/her that corresponds to the number of pages you intend to read. Remove a Post-it as you finish each page. The visual will help lessen their anxiety.
- You will find activity for most chapters. You will still have plenty to choose from and find those that fit your students best.
- Differentiation:
 - For any activity, you can quickly differentiate for your lower-level learners by using a color-coding technique.
 - If sorting, outline each sorting category in a specific color and then outline the corresponding pictures in the same color.
 - Becomes a matching task.
- There are comprehension questions to accompany this unit. There are 5 questions per chapter, with 3 picture answer choices. You will find these (in color and BW) in a separate file.

Suggestions on how I found this activity worked best in my classroom are provided. I typically had 6-8 students with one adult assistant in the room with me.

Henry and Mudge The First Book


for Special Education

By
Christa Joy
Special Needs for Special Kids



This entire novel unit comes in
2 separate files. One is
completely in color and one is
completely in black and white.

Storyboard: to use while reading and for class discussions. Laminate and make 1 copy for each student.



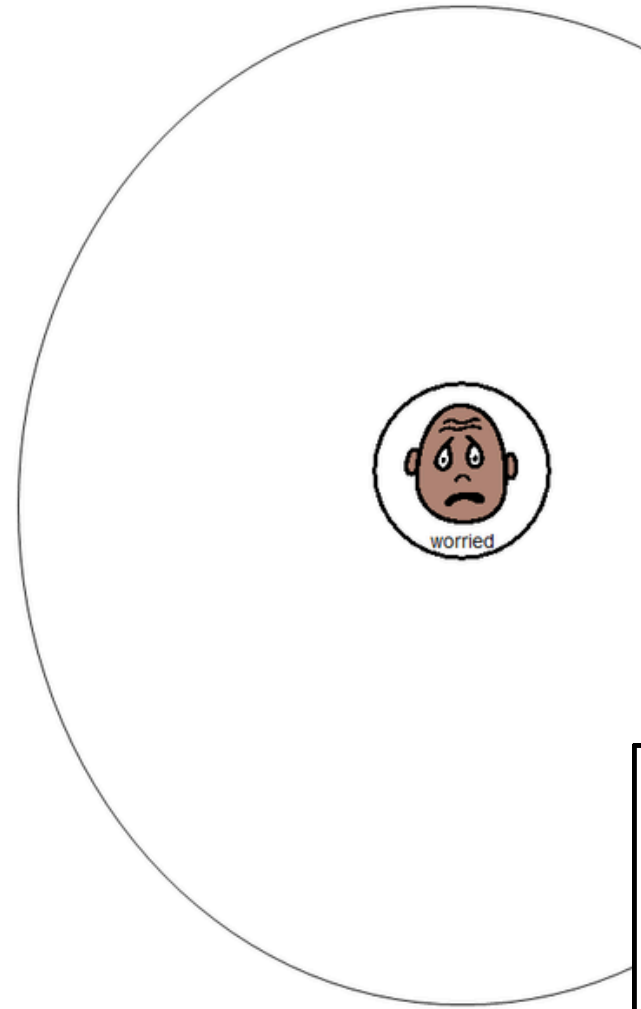
This unit comes with a vocabulary board.

Vocabulary boards are great for ALL students to assist with participation and engagement in group discussions.

Tips on how to use in the unit!!

Henry used to worry a lot. What are some common things that might make a person worry?

ERRORLESS VERSION



 grades	 not being liked	 lonely	 sick	 I'm lost
 poor	 hungry	 new teacher	 confused	 missing the bus

 going for a walk	 not being liked	 watching TV	 sick	 I'm lost
 poor	 hungry	 new teacher	 coloring a picture	 missing the bus
 grades	 kittens	 lonely	 confused	 beetles


There is a circle map in this unit. Circle maps are a great way for students to see the big idea.

**WRONG ANSWERS
MIXED IN**

Mudge is a really big dog. Sort the dogs on the next page depending on whether they are big or small.



Sort into the correct column on the previous page. If you are not sure, make your best guess.



There is a sorting activity.


Directions for adding color coding or a separate differentiated version are included.

Mudge loves to sleep on Henry's bed. Match each person/animal to the bed or place where they would sleep.



Christa Joy, SNSK
The Picture Communication Symbols ©1981–2018 by Tobii Dynavox. All Rights Reserved
Worldwide. Used with permission. Boardmaker® is a trademark of Tobii Dynavox

Mudge loves to sleep on Henry's bed. Match each person/animal to the bed or place where they would sleep.



Christa Joy, SNSK
The Picture Communication Symbols ©1981–2018 by Tobii Dynavox. All Rights Reserved
Worldwide. Used with permission. Boardmaker® is a trademark of Tobii Dynavox

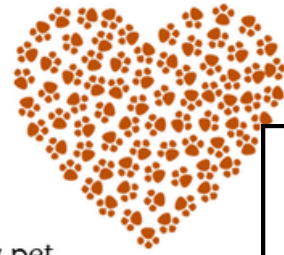
There are matching activities.

Directions for adding color coding or a separate differentiated version are included.

The Perfect Pet

1. I think the perfect pet would be a:

2. I would keep it in



3. Every day, I would

my pet.

4. Sometimes, I would take my pet to

5. Everyone would be
pet.

when they see my


Have students pick one choice for each question to complete the writing prompt on the previous page. They could also come up with their own answers!

1	puppy	kitten	lizard	parrot	guinea pig	crocodile
2	a cage	my bedroom	the yard	the garage	a pool	my house
3	feed	walk	play with	sing to	brush	read to
4	school	the park	the beach	the pond	the woods	the city
5	happy	excited	curious	nervous	surprised	scared

There is a writing prompt.

These are errorless activities that allow students to write a story independently.

When I Feel Lonely, I Can



Choose some of the pictures below you would like doing when you feel lonely, or draw your own.

draw	hike	ride a bike	go to the park	go on a picnic
go to the zoo	go to the fair	watch TV	play a video game	read
nap	go for a walk	paint	sing	tell a story
cook	go to the playground	have a snack	daydream	exercise

In each group, count the number of brothers and the number of sisters.

	brothers	sisters
<input type="text"/>	<input type="text"/>	<input type="text"/>
	brothers	sisters
<input type="text"/>	<input type="text"/>	<input type="text"/>
	brothers	sisters
<input type="text"/>	<input type="text"/>	<input type="text"/>
	brothers	sisters
<input type="text"/>	<input type="text"/>	<input type="text"/>
	brothers	sisters
<input type="text"/>	<input type="text"/>	<input type="text"/>

Because there are so many activities, you can choose the ones that fit your students the best.