


THE WILD ROBOT SERIES



1. THE WILD ROBOT
2. THE WILD ROBOT ESCAPES
3. THE WILD ROBOT PROTECTS
4. THE WILD ROBOT ON THE ISLAND

5 books

**activities and
questions for
each chapter**

Special Needs for Special Kids





These novel units are something I created and started using in my classroom. I had students with significant challenges and most were **non-readers**. They were the best thing I ever did, and my students LOVED them.

Each of these books follows Roz, a robot who finds herself alone on a remote island and must learn how to survive in the wild. As she observes the animals around her, Roz begins to adapt, forming unexpected friendships and taking on new roles she was never designed for.

Across the series, Peter Brown explores themes of belonging, identity, nature, and what it truly means to be alive. Through Roz's journey, readers see her grow from a machine focused on function into a compassionate, thoughtful being who cares deeply for others. The series offers a heartfelt and accessible look at survival, community, and the balance between technology and the natural world.

Table of Contents


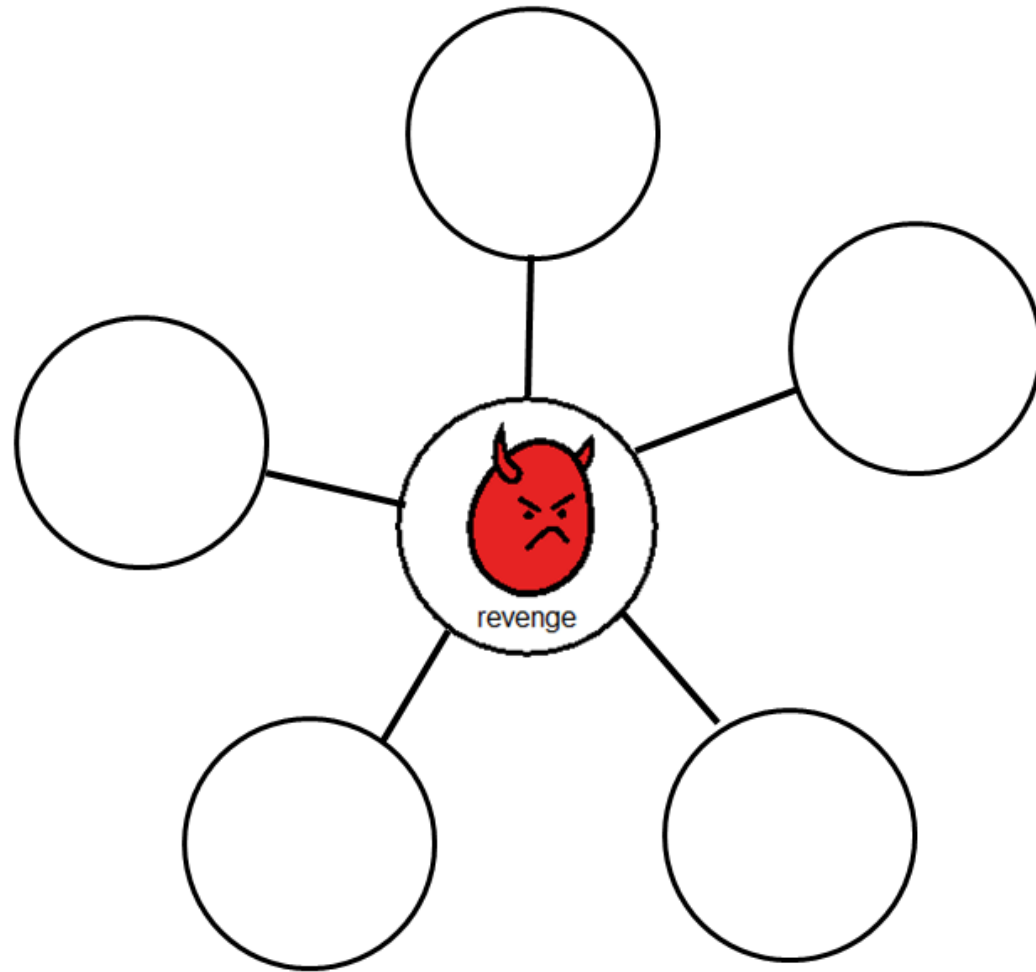
Worksheet pages	Activity	Chapters
5	Suggestions for use	
6	Story board	
7	Title and Author	
8-9	Things that should and should not be in the ocean	1-5
10	What does it mean to evacuate?	6-10
11-12	Fresh water vs Salt water	11-15
13-14	Birds that can and cannot fly	11-15
15	Waterproof word map	16-20
16-18	Animals in the ocean	21-25
19	Which does not belong?	26-30
20-21	Places that are dark	31-35

Table of Contents

Worksheet pages	Activity	Chapters
36	How animals attack	56-60
37-38	How to rescue someone	61-65
39-40	Things that are possible or impossible	66-70
41-42	Telling the truth	71-75
43-46	Keeping a promise	76-80
47-48	A Happy Ending	76-80
49-51	Additional Novel Units	
52-53	Terms of Use	

Each novel unit has **lots of different activities**. These activities are **NOT** comprehension-based. So, even if your students do not pay attention, they can still complete the activity.

The wolves wanted revenge on Roz. What does revenge look like?



For example, in the second book, *The Wild Robot Escapes*, the wolves want revenge on Roz.

Here students will complete a word map on the word revenge.

This is an errorless activity.

Each time you finish a chapter, there will be 1-2 activities for your students to complete.

The activity will relate to something from the chapter.

These are cut-and-paste activities supported by pictures.

Optional: Quiz students' comprehension by having them answer multiple-choice questions about that chapter.

CH 1-5

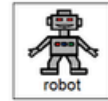
1. What was in the crate delivered to Hilltop Farm?



oranges



tools

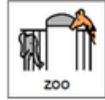


robot

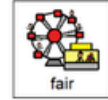
2. Where will Roz be working?



farm



zoo



fair

3. What came out of the garage on its own?



horse



tractor




pickup truck

4. Was anyone driving the truck?



yes



no



I don't know

5. What kind of farm is Hilltop Farm?



wheat



corn



dairy

Christa Joy, Special Needs for Special Kids

The Picture Communication Symbols ©1981-2020 by Tobii Dynavox. All Rights Reserved Worldwide. Used with permission. Boardmaker® is a trademark of Tobii Dynavox

CH 36-40

1. Who finally showed up at the farm?



president



stranger



Brightbill

2. Who saw Roz greeting and talking to Brightbill?



Mr. Shareef



Jaya & Jad



wolf

3. Will Jaya and Jad tell their dad about Roz's story?



yes



no




I don't know

4. Who promises to help Roz find her way back to the farm?



Jaya & Jad



cows



Oscar

5. When does Brightbill plan to return to the farm?



next month



spring



Christmas

Christa Joy, Special Needs for Special Kids

The Picture Communication Symbols ©1981-2020 by Tobii Dynavox. All Rights Reserved Worldwide. Used with permission. Boardmaker® is a trademark of Tobii Dynavox

Each unit does come with comprehension questions. There are questions for approximately every 5 chapters. Each question has 3 picture choices. They are in color and black and white.

Answer key included!!

Suggestions for Use


- I made this unit to go along with the book, *The Wild Robot Protects*, by Peter Brown.
- The thought is that you would read it aloud to your class at a rate of about 1 chapter per day.
- Be sure to give each student a copy of the storyboard while reading and discussing the story.
- Benefits of reading out loud, even to classes made up of severely affected students:
 - Teaches students to sit quietly even when there isn't anything for them to do. This is such an important life skill. At some point, we all have to sit and listen to someone we are not that interested in.
 - Parents will LOVE you. Not only will they be excited that their child is being exposed to age-appropriate material, but you are also teaching them how to sit quietly, which will hopefully transfer to home.
 - Even with your lowest-level learners, you will have one or two who genuinely enjoy the story.
- It can be a calming experience to sit and listen to the teacher read methodically. For students who need more structure, place the number of Post-its in front of him/her that corresponds to the number of pages you intend to read. Remove a Post-it as you finish each page. The visual will help lessen their anxiety.
- You will find activities for most chapters. You will still have plenty to choose from and find those that best suit your students.
- Differentiation:
 - You can quickly differentiate any activity for your lower-level learners by using color coding.
 - If sorting, outline each sorting category in a specific color and then outline the corresponding pictures in the same color.
 - Becomes a matching task.
- There are comprehension questions to accompany this unit. There are five questions for every 5 chapters with 3 picture answer choices. You will find these (in color and BW) in a separate file.

Suggestions on how I found this activity worked best in my classroom are provided. I typically had 6-8 students with one adult assistant in the room with me.

The Wild Robot Escapes

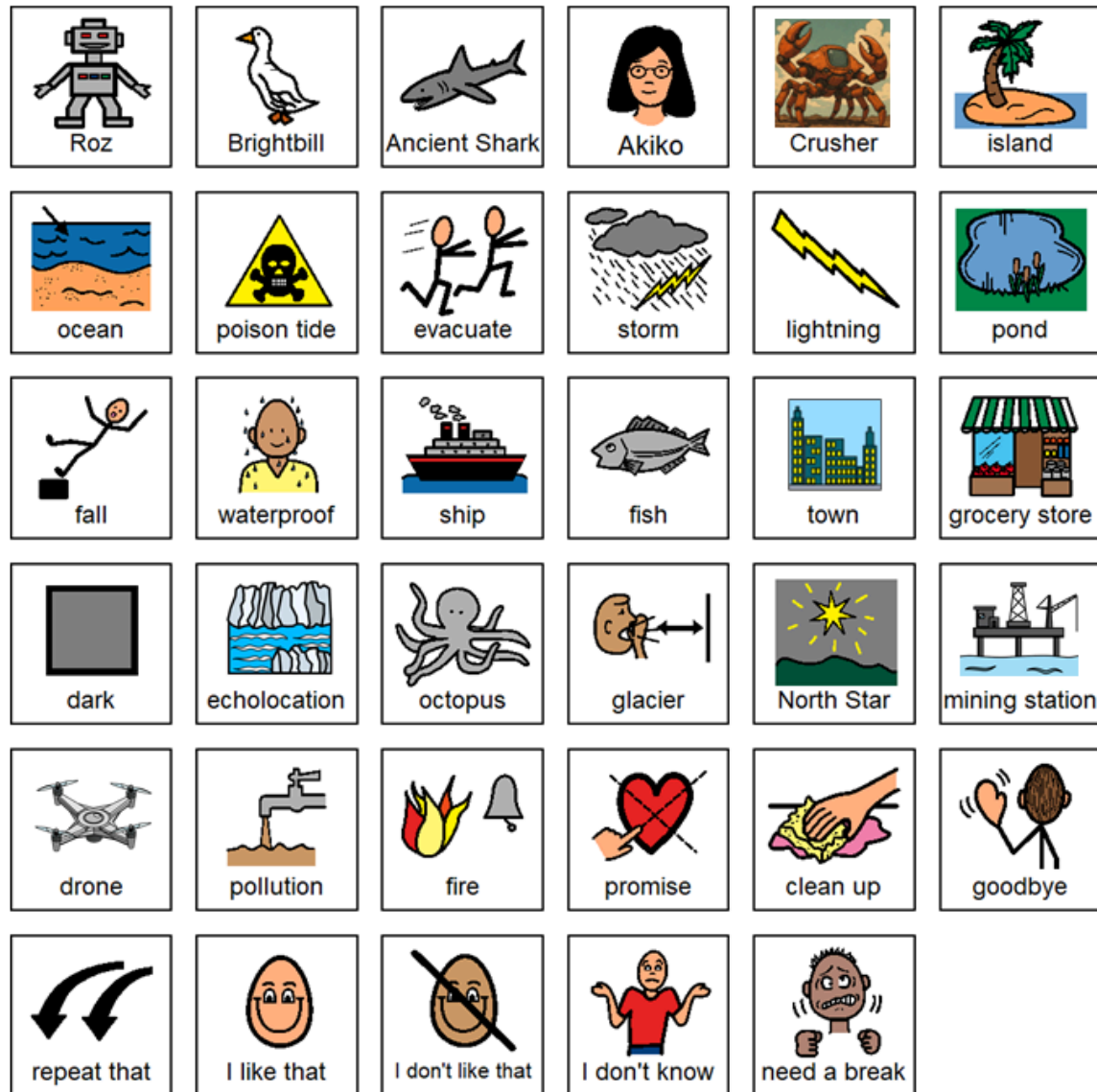
for Special Education

By
Christa Joy
Special Needs for Special Kids



The entire novel unit comes in 2 separate files. One is completely in color and one is completely in black and white.

Story Board : to use while reading and for class discussions.
Laminate and make 1 copy for each student.



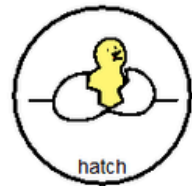
Each unit comes with a
vocabulary board.
















Vocabulary boards are great
for ALL students to assist with
participation and engagement
in group discussions.





















Tips on how to use in the unit!!

Roz find a goose egg that will hatch. What are some other animals that hatch from an egg?

ERRORLESS VERSION



 penguin	 peacock	 alligator	 turtle	 fish
 chicken	 duck	 goose	 snake	 frog
 lizard	 spider	 sea gull	 ostrich	 flamingo

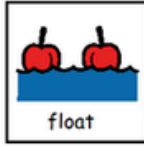
 people	 peacock	 cow	 turtle	 fish
 chicken	 duck	 goose	 snake	 frog
 lizard	 spider	 sea gull	 dog	 flamingo
 penguin	 cat	 alligator	 ostrich	 lion

There are circle maps in each unit.


Circle maps are a great way for students to see the big idea.

**WRONG ANSWERS
MIXED IN**

Most of the robots sunk, but the box Roz was in floated. Look at the pictures on the next page. Sort them into those you think would sink or float. If possible, test out your answers.

















Sort the following pictures into the correct column on the previous page. If you are not sure, place it on the middle line.



There are sorting activities.

Directions for adding color coding for differentiation are included.















The robot hatched like a chick from the box. Draw a line to the picture that would best finish the simile.

 as quiet as a	 lightning
 as big as a	 mouse
 as pretty as a	 house
 as happy as a	 picture
 as brave as a	 bird
 as free as a	 clam
 as quick as	 lion

CH 1-5

Christa Joy, Special Needs for Special Kids
The Picture Communication Symbols ©1981-2020 by Tobii Dynavox. All Rights Reserved
Worldwide. Used with permission. Boardmaker® is a trademark of Tobii Dynavox

The robot hatched like a chick from the box. Trace a line to the picture that would best finish the simile.

 as quiet as a	 lightning
 as big as a	 mouse
 as pretty as a	 house
 as happy as a	 picture
 as brave as a	 bird
 as free as a	 clam
 as quick as	 lion

CH 1-5

Christa Joy, Special Needs for Special Kids
The Picture Communication Symbols ©1981-2020 by Tobii Dynavox. All Rights Reserved
Worldwide. Used with permission. Boardmaker® is a trademark of Tobii Dynavox

13

There are matching activities.

Directions for adding color coding for differentiation are included, or a differentiated version is included (like shown here).

My invention

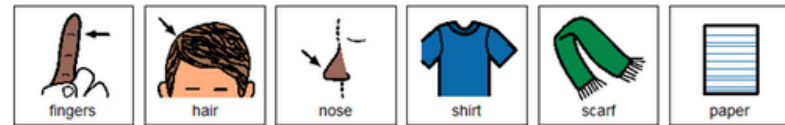


I invented a machine that could for you.

It has parts to it!

You have to add to make it work.


Be careful!! Don't get your to close.

I plan to sell my invention for .



There are writing prompts.
These are errorless activities
that allow students to write a
story independently.


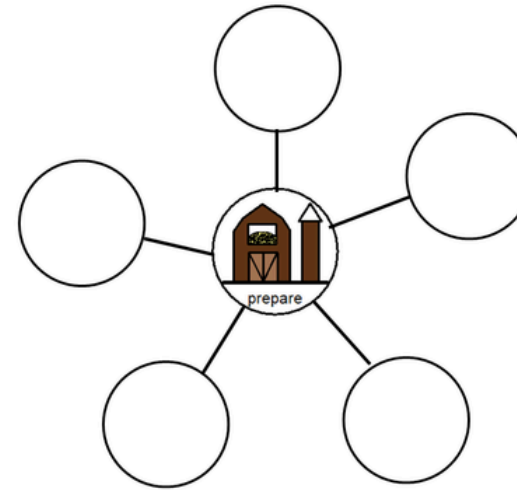
Find the path through the sewer Roz took.



Sort pictures into correct column on previous page depending if they relate to severe weather or not severe weather. If you are not sure, place it on the middle line.

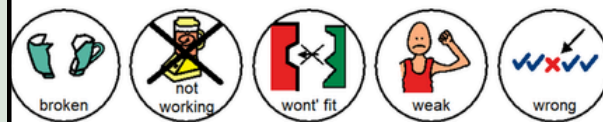
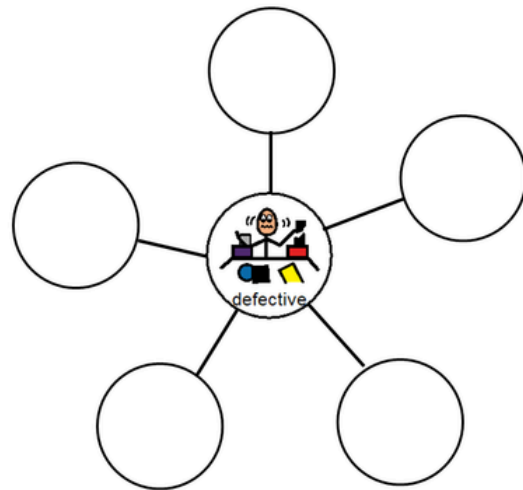


How does Roz prepare the farm for the day she escapes?

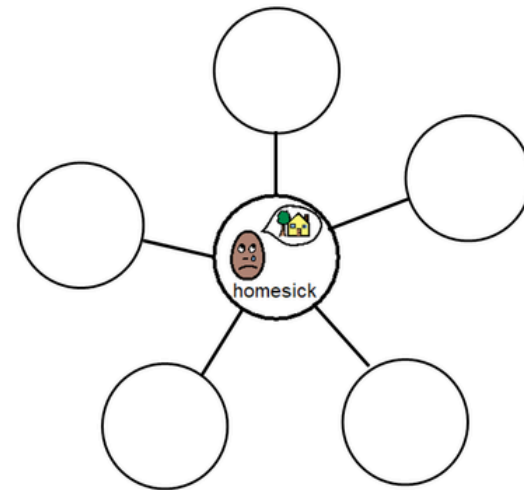


Because there are so many activities, you can choose the ones that fit your students the best.

What does it mean if something is defective?



What does it mean to feel homesick?



**3 NOVELS AND THE
BRAND NEW PICTURE
BOOK**

