

# RANGER'S APPRENTICE

## THE RUINS OF GORLAN



38 activities

5 questions/  
chapter



Special Needs for Special Kids

These novel units are something I created and started using in my classroom. I had students with significant challenges and most were **non-readers**. They were the best thing I ever did, and my students LOVED them.




## Table of Contents


Worksheet pages	Activity	Chapter
5	Suggestions for use	
6	Story board	
7	Title and author	
8	What is an apprentice?	1
9-11	Feeling nervous	1
12	Order the people by height	2
13-15	Jobs in the kitchen	3
16-17	Waiting	4
18-20	Things you can climb	5
21	Being curious	6
22-23	Match the verb with the occupation	7
24-25	If I were invisible	8
26	What is a regret?	9
27-28	Things you are willing to practice	10
29	Things I am good at	11
30-31	Which bait would you use?	12
32-34	Signs of a bully	13
35-37	Facts about horses	14
38	The best camouflage	15
39-41	Alternatives to fighting	16
42-43	Identify tracks	17

Worksheet pages	Activity	Chapter
44	What is a legend?	18
45-47	Animals you can hunt	19
48-50	Bravery	20
51	What is a debt?	20
52	What does it mean to exaggerate?	21
53-54	Consequences	22
55	What does exiled mean?	23
56	What is an ambush?	23
57	Color in the Kalkara	24
58	What is a diversion?	24
59-60	Instruments you blow	25
61	What is revenge?	26
62	Trace the path in the grass	27
63-65	Perseverance	28
66	Uses for fire	29
67	Characters' kryptonite	30
68-70	Ways people celebrate	31
71-73	Loyalty	32
74-75	A hero	Epilogue
76	Additional novel units	
77-78	Terms of Use	


This novel unit has **38 different activities**. These activities are **NOT** comprehension-based. So, even if your students do not pay attention, they can still complete the activity.



Place the people in order by height, shortest to tallest.



Six empty rectangular boxes for placing figures.



For example, the apprentices are told to stand in order of their height.

Here, students will place the figures in order from shortest to tallest

Each time you finish a chapter, there will be an activity for your students to complete.


The activity will relate to something from that chapter.

These are cut-and-paste activities supported by pictures.

**Optional:** Quiz students' comprehension by having them answer 5 multiple-choice questions about that chapter.

### CH 3


1. Was Alyss accepted to the Diplomatic Service?




2. What happened to George when it was his turn?



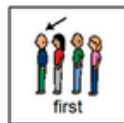
3. Where was Jenny hoping to work?



4. Did Chubb accept Jenny as a candidate?



5. Was Will the first or last candidate to be chosen?

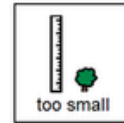


Christa Joy, SNSK

The Picture Communication Symbols ©1981–2020 by Tobii Dynavox. All Rights Reserved  
Worldwide. Used with permission. Boardmaker® is a trademark of Tobii Dynavox

### CH 4

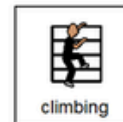
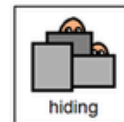
1. What did Rodney say when Will said he wanted to be chosen for Battleschool?





2. What was Will's second choice?




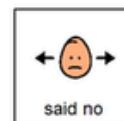
3. What did Will say he was good at?



4. What did Halt give to Baron?



5. What did Baron decide to do?



Christa Joy, SNSK

The Picture Communication Symbols ©1981–2020 by Tobii Dynavox. All Rights Reserved  
Worldwide. Used with permission. Boardmaker® is a trademark of Tobii Dynavox

This unit includes comprehension questions. There are 5 questions for every chapter. Each question has 3 picture choices. They are in color and black and white.

Answer key included!!

# Suggestions for Use

- I made this unit to go along with the book, *Ranger's Apprentice Book 1: The Ruins of Gorlan*, by John Flanagan.
- The thought is that you would be reading it aloud to your class at a rate of about ½ chapter per day.
- Be sure to give each student their own copy of the storyboard (pg. 6) to use while reading and discussing the story.
- Benefits of reading out loud, even to classes made up of severely affected students:
  - Teaches students to sit quietly even when there isn't something for them to do. This is such an important life skill. We all have to spend time sitting and listening to someone we are not that interested in at some point.
  - Parents will LOVE you. Not only will they be excited that their child is being exposed to age-appropriate material, but you are also teaching them how to sit quietly, which will hopefully carry over at home as well.
  - Even with your lowest-level learners, you will have 1 or 2 that will truly enjoy the story.
- It can be a calming experience to sit and listen to the teacher read methodically. For students who need more structure, place the number of Post-it notes in front of him/her that corresponds to the number of pages you intend to read. Remove a Post-it as you finish each page. The visual will help lessen their anxiety.
- You will find one or more activities for each chapter. You will still have plenty to choose from and find those that fit your students best.
- Differentiation:
  - For any activity, you can quickly differentiate for your lower-level learners by using a color-coding technique.
  - If sorting, outline each sorting category in a specific color and then outline the corresponding pictures in the same color.
  - Becomes a matching task.
- There are comprehension questions to accompany this unit. There are 5 questions per chapter, with 3 picture answer choices. You will find these (in color and BW) in a separate file.

Suggestions on how I found this activity worked best in my classroom are provided. I typically had 6-8 students with one adult assistant in the room with me.

**Ranger's Apprentice**  
**Book 1: The ruins of Gorlan**  
Novel Unit  
for Special Education

By  
Christa Joy  
SNSK



This entire novel unit comes in  
2 separate files. One is  
completely in color and one is  
completely in black and white.

Storyboard: to use while reading and for class discussions.  
Laminate and make 1 copy for each student.




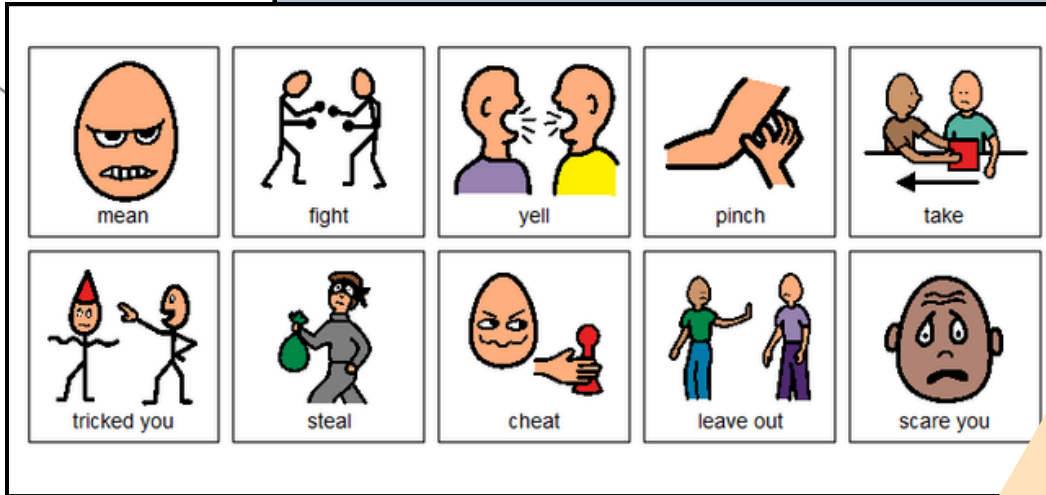

This unit comes with a  
vocabulary board.

Vocabulary boards are great for  
ALL students to assist with  
participation and engagement in  
group discussions.

Tips on how to use in the unit!!

The second years bully Horace. What are some signs a person may be a bully?

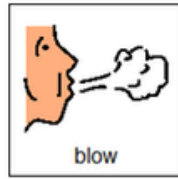
# ERRORLESS VERSION



There are circle maps in this unit. Circle maps are a great way for students to see the big idea.

**WRONG ANSWERS  
MIXED IN**

What are some instruments you play by blowing into, as opposed to other ways to play them?



Place the pictures in the correct column. If you are not sure, place it on the middle line.



Blow into:

- Flute
- Harmonica
- Didgeridoo
- Trumpet
- Pan flute
- Trutruca
- Saxophone
- bagpipe








Other way:

- Cymbals
- Harp
- Bass
- Violin
- Tambourine
- Piano
- drum

There are sorting activities.

Directions for adding color coding or a separate differentiated version are included.









Will uses an apple to finally catch Tug. Look at each animal below. What bait would you use to catch it?

 fish	<input type="checkbox"/>	 lion	<input type="checkbox"/>
 dog	<input type="checkbox"/>	 bumble bee	<input type="checkbox"/>
 frog	<input type="checkbox"/>	 horse	<input type="checkbox"/>
 monkey	<input type="checkbox"/>	 Pooh	<input type="checkbox"/>

There are matching activities.

Directions for adding color coding or a separate differentiated version are included.

Match the best bait to use to catch each animal on the previous page.

 banana	 honey	 fly	 carrot
 bone	 flower	 worm	 steak

# If I were invisible



I think it would be  to be invisible.

The first place I would go, would be the .

I would take my  with me.

But, I would never use my power to .

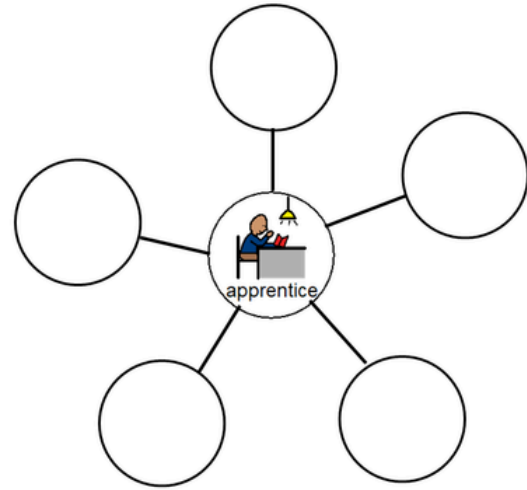
But, being invisible can also be .

great	exciting	cool	interesting	confusing	fun
school	mall	zoo	park	fair	video arcade
best friend	brother	sister	dog	dad	teacher
hurt someone	steal	cheat	be mean	trick someone	break the rules
exhausting	challenging	confusing	scary	a big responsibility	nerve wracking

There are writing prompts.

These are errorless activities that allow students to write a story independently.

What is an apprentice?



What is a regret?

I regret is something you  you had done.

A regret can make you feel .

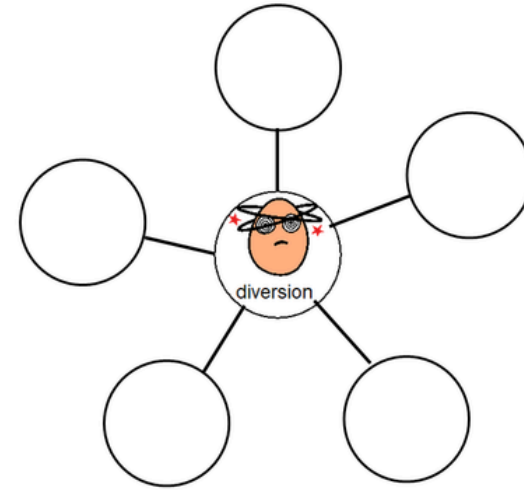
A regret can help you makes better .

has regrets.

But, we can all  from them.




The Wargals were a diversion so the Kalkara could slip out from the mountain. What is a diversion?



Because there are so many activities, you can choose the ones that fit your students the best.

Trace the path the Kalkara took through the grass in the Solitary Plains. Then color in the picture.



Things I am good at

Circle all those that apply for each question. It is okay to circle none.

1. I am good at:



2. I enjoy:



3. My favorite subject(s) is/are:



4. My friends tell me I am really:



5. I think I am:

