

ARBOR DAY

A group of people, including a man in a green shirt and a woman in a blue shirt, are crouching in a forest to plant a young tree. They are wearing gloves and caps. The background shows a dense forest with sunlight filtering through the trees.

QUICK, NO PREP MEANINGFUL LESSON



This is ONE ACTIVITY perfect for

- emergency sub plans
- quick lesson
- time filler
- early finishers
- inclusion and intervention

EASY

NO PREP

LESSON PLAN

Many animals depend on trees for their homes and food. Birds build nests in branches, and squirrels live in tree trunks. Trees also provide fruits, nuts, and leaves for animals to eat. Without trees, many animals would not survive.



© Chr ista Joy, SNSK

Trees need proper care to grow strong and healthy. They need water, sunlight, and enough space to grow. It is important not to damage their bark or branches. When we take care of trees, they can live for many years.



© Chr ista Joy, SNSK

11

14 SLIDES


There is a PowerPoint with simple text and engaging photos.

- PowerPoint
- Google Slides

What are some facts about most trees?



ERRORLESS





There is a circle map showing common facts about trees.

This is an errorless option included.

Christa Joy, SNSK
The Picture Communication Symbols ©1981–2018 by Tobii Dynavox. All Rights Reserved. Used with permission. Boardmaker® is a trademark of Tobii Dynavox.

WRONG ANSWERS MIXED IN






© Christa Joy, SNSK



There are 2 coloring pages perfect for a bulletin board display.



One-Day Lesson Plan: Arbor Day

Grade Level
Elementary (Adapted / Special Education)

Time Needed
30-45 minutes

Includes

- PowerPoint or Google Slides: Arbor Day
- Circle Map activity: Types of Trees
- 2 Coloring Pages (oak tree, pine tree)

Materials Needed

- Scissors and glue (for circle map)
- Crayons or colored pencils

Objective

Students will learn what Arbor Day is and understand why trees are important by creating a visual circle map and participating in a discussion.

Opening Discussion Questions

- Have you ever seen a tree in your yard or at school?
- What do you think trees do for us?
- Why do you think trees are important?
- How do people take care of trees?

Introduction

Tell students:

"Arbor Day is a special day when people celebrate trees. People plant trees and learn how to take care of them. Today we are going to learn why trees are important and how we can help them."

Direct Instruction

- Show the PowerPoint or Google Slides.
- Read each slide aloud.
- Explain that trees help give us clean air, shade, and homes for animals.
- Review different types of trees, such as oak trees and pine trees.
- Emphasize that planting and caring for trees helps the Earth.

Main Activity: Circle Map

1. Show students the circle map.
2. Explain that the circle will show different types of trees.
3. Cut out the picture choices.
4. Students place pictures into the circle map:
 - Use the errorless version or the version with extra pictures, depending on learning level.
5. Glue pictures in place once choices are made.

Independent or Small Group Work

- Complete one or more of the coloring pages (oak tree, pine tree)
- Color the trees
- Review the circle map with an adult or peer

Closing Discussion Questions

- What is Arbor Day?
- Name one type of tree.
- Why are trees important?
- How can we help take care of trees?
- Why should we protect trees?

Assessment

Students demonstrate understanding by:

Participating in discussion

Completing the circle map activity

Engaging in coloring or review activities

There is a detailed lesson plan perfect for subs and/or paraprofessionals.