


VERB TENSE



MAKING GRAMMAR ACCESSIBLE TO ALL LEARNERS



For students who:

- are emerging or non-readers
- take alternate assessments
- are in special education
- short-attention span
- lack pre-requisite skills
- benefit from the use of pictures for support

Verb Tense

By
Christa Joy
Special Needs for Special Kids

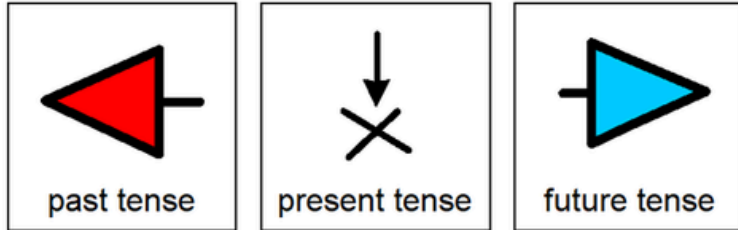


Table of Contents

Pages	Activity
4-5	Vocabulary board
6-23	Group Activities
24-38	Bingo Cards
39-59	Irregular verb cards
60-64	Sorting activities
65-69	Change the tense
70-76	Identify keywords and tense
77-81	Quiz
82-83	Terms of Use

Also included in this resource as separate files:

- Lesson plans
- PowerPoint (**this is the book in the lesson plan**)
- Voice recorded PowerPoint
- Links to digital activities
- Activities in black and white

This unit contains 7 days of material, but don't worry! I have included a lesson plan to help you make the most of it.

Quick Look

Day	Activity
1	<ul style="list-style-type: none"> • PowerPoint • Introduce a vocabulary board • Group Activity • Sorting Activity
2	<ul style="list-style-type: none"> • PowerPoint • Group Activity • Sorting Activity
3	<ul style="list-style-type: none"> • PowerPoint • Group Activity • Change tense Activity
4	<ul style="list-style-type: none"> • PowerPoint • Group Activity • Change tense Activity
5	<ul style="list-style-type: none"> • PowerPoint • Group Activity • Identify Keywords and Tense Activity
6	<ul style="list-style-type: none"> • PowerPoint • Group Activity • Identify Keywords and Tense Activity
7	<ul style="list-style-type: none"> • PowerPoint • Bingo • Quiz

Note: the same PowerPoint is reviewed at the start of each lesson.

There is a detailed lesson plan with:

- suggestions
- overview
- daily step-by-step guide

Day 6

Activity	Notes	Materials
Read or listen to a recording of the PowerPoint: Verb Tense (10 minutes)	<ul style="list-style-type: none"> • Read through the story, asking lots of questions • Continue to make connections between the book and the vocabulary board 	<ul style="list-style-type: none"> • PowerPoint • Vocabulary board
Group Activity (15 minutes)	<ul style="list-style-type: none"> • Do one of the group activities. There are 5 to choose from. 	<ul style="list-style-type: none"> • Materials for group activity (see pdf)
Keyword and tense review (5 minutes)	<ul style="list-style-type: none"> • Review the worksheet completed yesterday 	<ul style="list-style-type: none"> • Activity and worksheet completed yesterday
Identify keywords and tense (10 minutes)	<ul style="list-style-type: none"> • Students will identify the verb and any keywords, if present, and then determine the tense of the verb. • There are three worksheets for the next two days. • There are two options <ul style="list-style-type: none"> ○ One has pictures ○ One uses just words 	<ul style="list-style-type: none"> • Worksheet • Pencils
Sharing (10 minutes)	<ul style="list-style-type: none"> • Each student shares their finished worksheet with the group using the communication method of their choice 	<ul style="list-style-type: none"> • Completed worksheet • Communication devices

**Lesson
plan**

The past tense of a verb means that the action has already happened. Here is an example.



Mom vacuumed the carpet.

©Christa Joy, SNSK

Changing a verb to the past tense can be a little trickier. For many verbs, we can add an “-ed” to the end of the verb. Walk becomes walked.



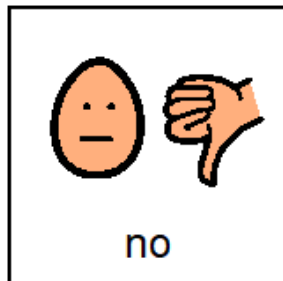

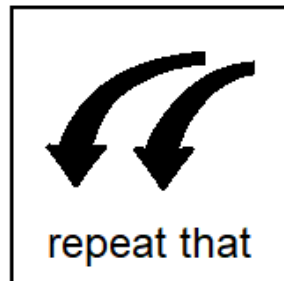
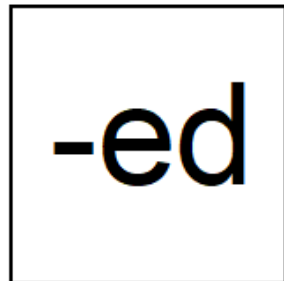
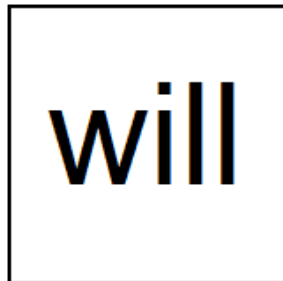
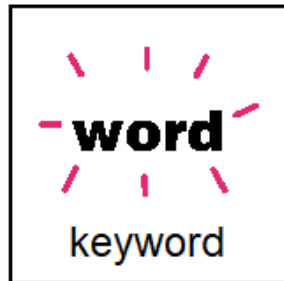
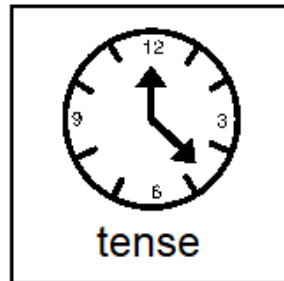
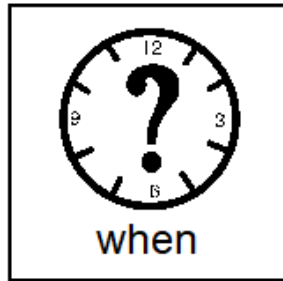
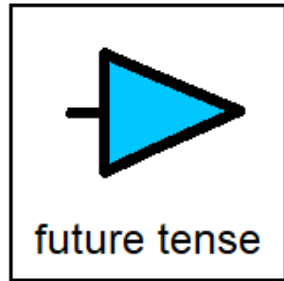
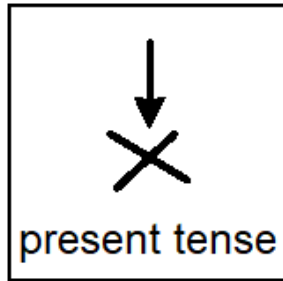
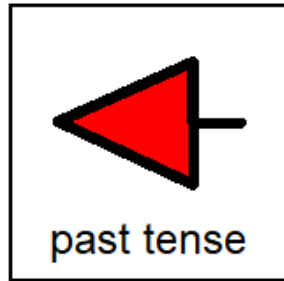
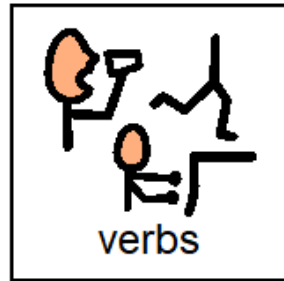
The boy laughs at the joke. —————> The boy laughed at the joke.

©Christa Joy, SNSK

There is a PowerPoint to review the concepts needed to complete the activities.

Included as a:

- PowerPoint
- recorded PPT show
- mp4 (movie) file



Christa Joy, SNSK
The Picture Communication Symbols ©1981-2022 by Tobii Dynavox. All Rights Reserved
Worldwide. Used with permission. Boardmaker® is a trademark of Tobii Dynavox

This unit comes with a vocabulary board.

Vocabulary boards are great for ALL students to **assist with participation and engagement** in group discussions.

Tips on how to use in the unit!!


There are no vocabulary cards in this unit

Verb Tense: Group Activities

#5 Tic-Tac-Toe

- **Scenario:** Students will use different tense cards to play tic-tac-toe.
- **Materials:**
 - Use verb cards from activity #1
 - Print Tic-Tac-Toe template
- **Activity:**
 - Students pair up.
 - Each student will choose one verb tense
 - Past
 - Present
 - Future
 - Play traditional tic-tac-toe game using the verb cards.

Tic-Tac-Toe



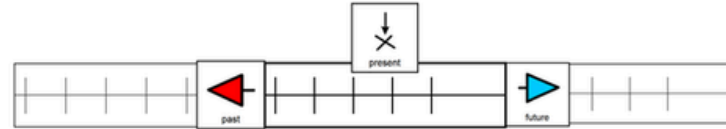
The Picture Communication Symbols ©1981-2019 by Tobii Dynavox. All Rights Reserved Worldwide. Used with permission. Boardmaker® is a trademark of Tobii Dynavox

Christa Joy, SNSK
The Picture Communication Symbols ©1981-2019 by Tobii Dynavox. All Rights Reserved Worldwide. Used with permission. Boardmaker® is a trademark of Tobii Dynavox

Verb Tense: Group Activities

#4 Verb Timeline

- **Scenario:** Students will place the verbs in the correct location on the timeline.
- **Materials:**
 - Verb cards from activity #1
 - Timeline
- **Activity:**
 - Print and tape the timeline together so it looks like:



- Tape onto the wall or a board.
- Students will draw a verb card and place it in the correct location (past, present, future) on the timeline

Christa Joy, SNSK
The Picture Communication Symbols ©1981-2019 by Tobii Dynavox. All Rights Reserved Worldwide. Used with permission. Boardmaker® is a trademark of Tobii Dynavox

Group Activities

Five hands-on activities are working with verb tense.

1. Verb tense timeline
2. Sorting
3. Adding “ed” and “will”
4. Verb Tense Tic Tac Toe
5. Build a sentence

Bingo cards



- Included are 10 Bingo cards in color and 10 Bingo cards in BW.
- Place the cards in page protectors or laminate for long term use.
- **Calling cards are included.**
- This is a great way to practice the new vocabulary included in this unit.
- Cut apart a set of the vocabulary cards to use as the calling cards.
- Options:
 - Show students the picture for them to match
 - Read the definition and see if students can find the matching picture
 - Work as teams
 - Vary the "winning" patterns.
 - Cover all
 - Cover corners
 - Row across or down
 - Cover the edges
 - Vary the ways to mark the card
 - Place in page protector or laminate and use dry erase markers
 - Stickers
 - Post-it notes
 - Dot markers

Verb Tense


 ran	 went	 ate	 tense
 keyword	FREE	 future tense	 when
will	 doing	 present tense	 past tense
-ed	 will type	 new word	 verbs

Bingo cards are used to practice identifying vocabulary related to verb tense.

They are in color and black and white.


 verbs	 past tense
 present tense	 future tense

Calling cards are included




250÷5
8+6
A
B
C

teach




250÷5
8+6
A
B
C


taught




tell



told




think




thought




throw



threw



write



wrote

Christa Joy, SNSK
The Picture Communication Symbols ©1981-2019 by Tobii Dynavox. All Rights Reserved
Worldwide. Used with permission. Boardmaker® is a trademark of Tobii Dynavox





drive	drove
eat	ate
fall	fell
feel	felt
find	found

Christa Joy, SNSK
The Picture Communication Symbols ©1981-2019 by Tobii Dynavox. All Rights Reserved
Worldwide. Used with permission. Boardmaker® is a trademark of Tobii Dynavox

There are **50 sets** of irregular verbs for more activities, using pictures and words.

They are in color and black and white.

Students will sort verbs based on tense.










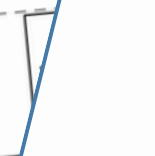
 past tense	 present tense	 future tense
 went	 will grow	 ate
 mowed	 guess	 answer
 will take	 drive	 will push
 brush	 will wrap	 helped
 ran	 will roll	 file

 past tense	 present tense	 future tense
 walk	 chewed	 will fly
 run	 will play	 washed
 fixed	 sit	 will pour
 looked	 will decorate	 eat
 swim	 will cough	 smiled

SUGGESTIONS FOR DIFFERENTIATION











Students will change the tense of verbs.

Change the verb from present tense to past tense.

 walk	 _____
 rake	 _____
 jump	 _____
 miss	 _____
 clap	 _____

Christa Joy, SNSK
The Picture Communication Symbols ©1981–2019 by Tobii Dynavox. All Rights Reserved
Worldwide. Used with permission. Boardmaker® is a trademark of Tobii Dynavox

Change the verb from future tense to present tense.

 Will drink	 _____
 Will paint	 _____
 Will read	 _____
 Will sit	 _____
 Will slide	 _____

Christa Joy, SNSK
The Picture Communication Symbols ©1981–2019 by Tobii Dynavox. All Rights Reserved
Worldwide. Used with permission. Boardmaker® is a trademark of Tobii Dynavox

Students will identify the verb tense used in a sentence.

- Using pictures
- Using words

1. Circle any keywords if they are present.
2. Put a box around the verb.
3. Circle the tense of the verb.

We went to the zoo yesterday.

past tense present tense future tense

They will ride a roller coaster tomorrow.

past tense present tense future tense

The fish swim in the ocean every day.

past tense present tense future tense

The kids played soccer.

past tense present tense future tense

The boy watches TV.

past tense present tense future tense

Christa Joy, SNSK
The Picture Communication Symbols ©1981-2019 by Tobii Dynavox. All Rights Reserved
Worldwide. Used with permission. Boardmaker® is a trademark of Tobii Dynavox

1. Circle any keywords if they are present.
2. Put a box around the verb.
3. Circle the tense of the verb.

The dog runs.

past tense present tense future tense

Mom will come later.

past tense present tense future tense

The coach will blow the whistle next.

past tense present tense future tense

The farmer watered the garden yesterday.

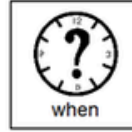
past tense present tense future tense

The rabbit hopped.

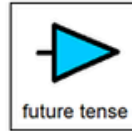
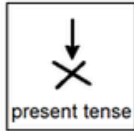
past tense present tense future tense

Christa Joy, SNSK
The Picture Communication Symbols ©1981-2019 by Tobii Dynavox. All Rights Reserved
Worldwide. Used with permission. Boardmaker® is a trademark of Tobii Dynavox



1. Verbs can tell you _____ an action is happening.



2. _____ of a verb means the action has already happened.





3. Verbs in the future tense have the word _____ in front of the verb.



4. Circle the past tense of the verb "go."



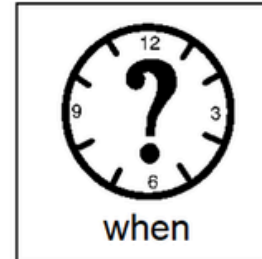

5. True or False. The keyword "soon" is used with verbs in the past tense.



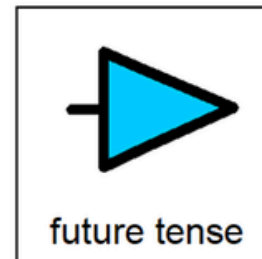
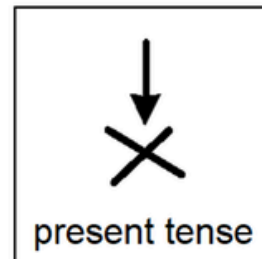

Quiz

Print onto cardstock or mount on index cards. Cut pictures apart and show student answer choices for each question.

Q1



Q2



Finally, there is a 5-question assessment. This is given 1:1 and read aloud to the student.

Verbs Tell Time



By Christa Joy

There are digital versions
of the activities.

It includes a movie
version of the
PowerPoint.

The chef baked a cake.



The teacher will give a test soon.



I will mow the lawn.



The puppy barks.



He washed dishes last night.



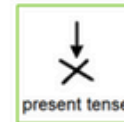
1. Circle any keywords if they are present.
2. Put a box around the verb.
3. Circle the tense of the verb.




Christa Joy, SNSK
The Picture Communication Symbols ©1981-2019 by Tobii Dynavox. All Rights Reserved
Worldwide. Used with permission. Boardmaker® is a trademark of Tobii Dynavox.



past tense



present tense



future tense

Sort the verbs into the correct column.

 walk	 chewed	 will fly	 run
 will play	 washed	 fixed	 sit
 will pour	 looked	 will decorate	 eat
 swim	 will cough	 smiled	

Christa Joy, SNSK
The Picture Communication Symbols ©1981-2019 by Tobii Dynavox. All Rights Reserved
Worldwide. Used with permission. Boardmaker® is a trademark of Tobii Dynavox.

differentiated set

There are 2 sets of google slides.
They are click and drag, no typing required.