

~ MONSTERS OF MYTHOLOGY ~

MINOTAUR



20 activities

**5 questions/
chapter**

Special Needs for Special Kids





These novel units are something I created and started using in my classroom. I had students with significant challenges and most were **non-readers**. They were the best thing I ever did, and my students **LOVED** them.

Table of Contents

Worksheet pages	Activity	Chapter
5	Suggestions for use	
6	Story board	
7	Title and author	
8-9	Arrange the bones to form a skeleton	1
10	What is a prophecy?	1
11	Animals to create a perfect horse	2
12-13	Animals you can ride	2
14	What is obedience?	3
15	What does wicked look like?	3
16-17	Tools or weapons?	4
18-20	A Strong Love	4
21-22	Find your way through the labyrinth	5
23	Reasons people die	5
24	What is treason?	6
25	Destiny	6
26-28	Ways people send a warning	7
29-30	I thought I saw a Spy	8
31	Keeping secrets	
32-34	Jealousy	
35	What does it mean to kidnap someone?	


Christa Joy, SNSK
 The Picture Communication Symbols ©1981–2019 by Tobii Dynavox. All Rights Reserved. Used with permission. Boardmaker® is a trademark of Tobii Dynavox.

Table of Contents

Worksheet pages	Activity	Chapter
36-37	Animals with horns	10
38	Importance of rain	10
39-41	Additional novel units	
42-43	Terms of Use	

This novel unit has **20 different activities**. These activities will engage your students with what is happening in the story.

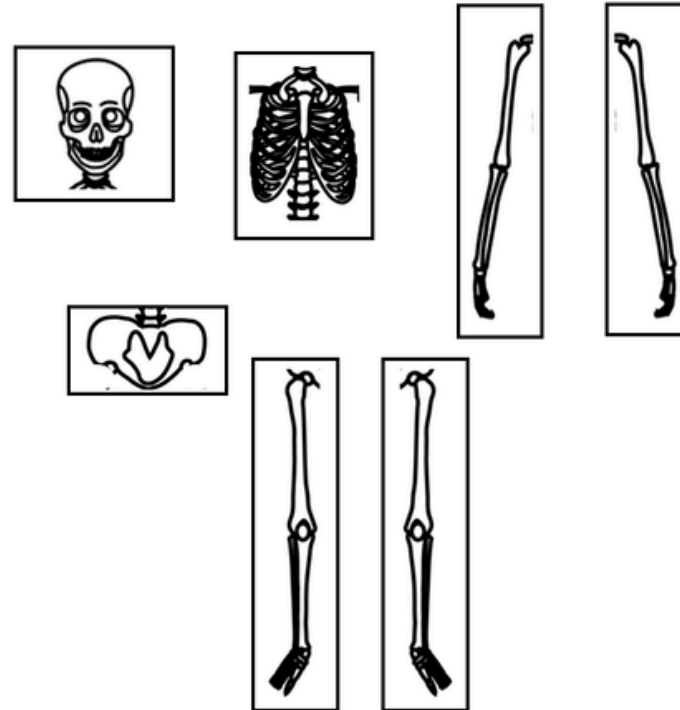
Arrange the bones to form the skeleton.



CH 1

Christa Joy, SNSK The Picture Communication Symbols ©1981–2019 by Tobii Dynavox. All Rights Reserved Worldwide. Used with permission. Boardmaker® is a trademark of Tobii Dynavox.

Arrange the bones to form the skeleton.



CH 1

Christa Joy, SNSK The Picture Communication Symbols ©1981–2019 by Tobii Dynavox. All Rights Reserved Worldwide. Used with permission. Boardmaker® is a trademark of Tobii Dynavox.

9

For example, the hag has the sisters arrange the bones into a skeleton.

Here, students can make their own skeleton.

Each time you finish a chapter, there will be an activity your students can do.

The activity will relate to something that occurred in the chapter.

These are cut-and-paste activities that are supported with pictures.

Optional: Quiz students' comprehension by having them answer 5 multiple-choice questions about that chapter.

CH 4


1. What did Daedalus make for Minos?



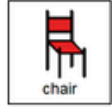
2. What did Pasiphae fall in love with?



3. How did Daedalus feel about Pasiphae?



4. What did Daedalus make for Pasiphae?



5. Pasiphae gave birth to a son that was half man and half _____

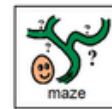


Christa Joy, SNSK

The Picture Communication Symbols ©1981–2020 by Tobii Dynavox. All Rights Reserved Worldwide. Used with permission. Boardmaker® is a trademark of Tobii Dynavox

CH 5


1. What does Minos want Daedalus to make for him?




2. Where did Minos tell Daedalus he must live?



3. What happened to Pasiphae?



4. What happened to the Minotaur after his mother exploded?



5. Where did Daedalus trap the Minotaur?



Christa Joy, SNSK

The Picture Communication Symbols ©1981–2020 by Tobii Dynavox. All Rights Reserved Worldwide. Used with permission. Boardmaker® is a trademark of Tobii Dynavox

This unit has comprehension questions. There are 5 questions for every chapter. Each question has 3 picture choices. They are in color and black and white.

Answer key included!!

BONUS

1. What did Minos build in the middle of his garden?



2. Why did Europa hide Minos from Zeus after he was born?



3. Minos became the _____ of Crete.



4. Was Minos a kind or mean king?



5. What did Daedalus make for Minos?



6. What did Pasiphae fall in love with?



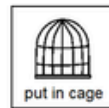
7. Pasiphae gave birth to a son that was half man and half _____.





8. What does Minos put in the Labyrinth?



9. What does the Minotaur do to people put in the Labyrinth?



10. Who vowed he would kill the Minotaur?



Because you may be using a different version of this story, there are 15 general questions about the story of the Minotaur and Theseus.

Answer key included!!

Suggestions for Use

- I made this unit to go along with the book, *Monsters of Mythology The Minotaur*, by Bernard Evslin.
- The thought is that you would read it aloud to your class at a rate of about 1 chapter per day.
- Be sure to give each student a copy of the storyboard (pg. 6) to use while reading and discussing the story.
- Benefits of reading out loud, even to classes made up of severely affected students:
 - Teaches students to sit quietly even when there isn't anything for them to do. This is a crucial life skill. At some point, we all have to spend time sitting and listening to someone we are not that interested in.
 - Parents will LOVE you. Not only will they be excited that their child is being exposed to age-appropriate material, but you are also teaching them how to sit quietly, which will hopefully transfer to home as well.
 - Even with your lowest-level learners, you will have one or two who truly enjoy the story.
- It can be a calming experience to sit and listen to the teacher read methodically. For students who need more structure, place the number of Post-its in front of him/her that corresponds to the number of pages you intend to read. Remove a Post-it as you finish each page. The visual will help lessen their anxiety.
- You will find activities for most chapters. You will still have plenty to choose from and find those that best suit your students.
- Differentiation:
 - You can quickly differentiate any activity for your lower-level learners by using color coding.
 - If sorting, outline each sorting category in a specific color and then outline the corresponding pictures in the same color.
 - Becomes a matching task.
- There are comprehension questions to accompany this unit. There are five questions for every chapter with 3 picture answer choices. You will find these (in both color and black and white) in a separate file.

Suggestions on how I found this activity worked best in my classroom are provided. I typically had 6-8 students with one adult assistant in the room with me.


Monsters of Mythology The Minotaur

Novel Unit
for Special Education
By
Christa Joy
Special Needs for Special Kids




This entire novel unit is available in two separate files. One is entirely in color, and the other is completely in black and white.

Note: I used the book with the ISBN: 1-55546-237-5



Story Board : to use while reading and for class discussions.
Laminate and make 1 copy for each student.




This unit comes with a vocabulary board.

Vocabulary boards are great for ALL students to assist with **participation and engagement** in group discussions.

Tips on how to use in the unit!!

Phaedra was jealous of Ariadne getting to visit Theseus so she starts following her sister everywhere. What does jealousy look like?

ERRORLESS VERSION



<p>take what others have</p>	<p>I want that</p>	<p>wish you had that</p>	<p>not nice</p>	<p>might be mean</p>
<p>might ignore someone</p>	<p>can feel frustrating</p>	<p>can feel sad</p>	<p>can feel lonely</p>	<p>mine</p>



<p>take what others have</p>	<p>kind</p>	<p>wish you had that</p>	<p>not nice</p>	<p>might be mean</p>
<p>might ignore someone</p>	<p>can feel frustrating</p>	<p>can feel sad</p>	<p>nice</p>	<p>generous</p>
<p>share with others</p>	<p>I want that</p>	<p>supportive</p>	<p>can feel lonely</p>	<p>mine</p>

There are circle maps in this unit.








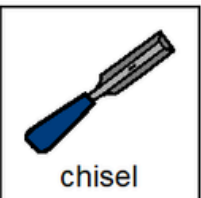

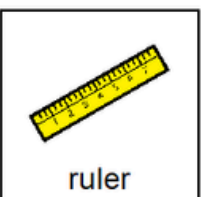

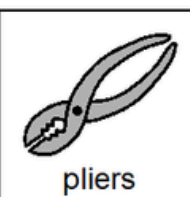
Circle maps are a great way for students to see the big idea.

**WRONG ANSWERS
MIXED IN**

Sort things into two categories: tools and weapons.



Place the pictures in the correct column. If you are not sure, or think it could be both, place it on the middle line.

 <p>halberd</p>	 <p>screwdriver</p>	 <p>mace</p>
 <p>sword</p>	 <p>flail</p>	 <p>hammer</p>
 <p>tape measure</p>	 <p>chisel</p>	 <p>axe</p>
 <p>ruler</p>	 <p>dagger</p>	 <p>pliers</p>

There are sorting activities.

Directions on how to add color coding or a separate differentiated version is included.

What is treason?

Treason is betraying your .

Treason is telling .

Treason is trying to overthrow the .

People can go to for treason.



There are matching activities.

Directions on how to add color coding or a separate differentiated version is included.

I thought I saw a spy



I thought I saw a spy. He was in the

He was so .

I ran to tell my about it.

When we went back, he was .


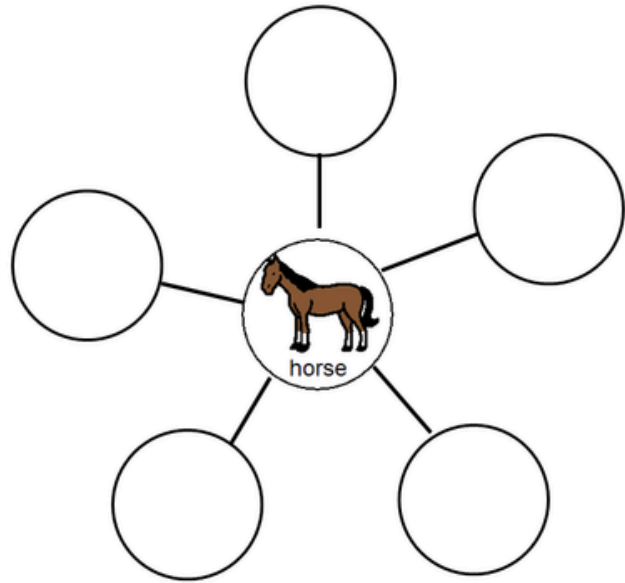
I think spies can be .



There are writing prompts.

These are errorless activities that allow students to write a story independently.

What animals did Poseidon create while trying to create the perfect horse?



CH 2

Christa Joy, SNGK
The Picture Communication Symbols ©1981-2018 by Tobii Dynavox. All Rights Reserved.
Worldwide. Used with permission. Boardmaker® is a trademark of Tobii Dynavox.

What do you know about destiny?

Destiny is about what will happen in the



People believe destiny is something you cannot

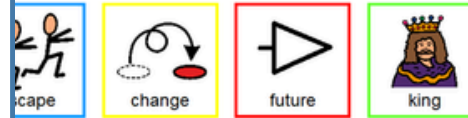


You cannot



your destiny.

Shasta's destiny was to become

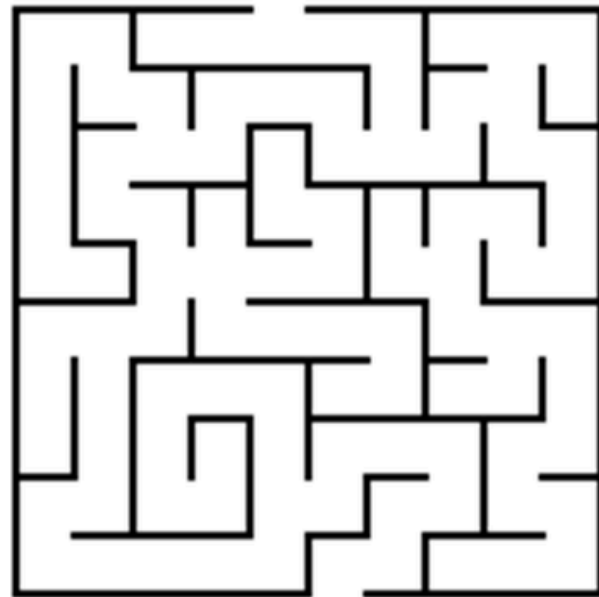


SNGK The Picture Communication Symbols ©1981-2019 by Tobii Dynavox. All Rights Reserved.
Worldwide. Used with permission. Boardmaker® is a trademark of Tobii Dynavox.

25

Can you find your way through the Labyrinth?

START



END

CH 5

Christa Joy, SNGK
The Picture Communication Symbols ©1981-2020 by Tobii Dynavox. All Rights Reserved.
Worldwide. Used with permission. Boardmaker® is a trademark of Tobii Dynavox.

21

Because there are so many activities, you can choose the ones that fit your students the best.