

MAYA ANGELOU



WOMEN'S HISTORY



PLUS GOOGLE SLIDES



For students who:

- are emerging or non-readers
- take alternate assessments
- are in special education
- short-attention span
- lack pre-requisite skills
- benefit from the use of pictures for support
- middle/high school

Color version

Maya Angelou Women's History Month

By
Christa Joy
Special Needs for Special Kids



Christa Joy, Special Needs for Special Kids
The Picture Communication Symbols ©1981-2019 by Tobii Dynavox. All Rights Reserved
Worldwide. Used with permission. Boardmaker® is a trademark of Tobii Dynavox.

Table of Contents

Pages	Activity
4-5	Vocabulary board
6-20	Bingo cards
21-22	Fact sheet
23-26	Circle map
27-29	Maya Angelou's life in pictures
30-33	Cut and paste Timeline
34-36	Writing prompt
37-43	Quiz
44-45	Terms of Use

Also included in this resource as separate files:

- Lesson plans
- Links and directions to digital activities
- PowerPoint (this is the book in the lesson plans)
- Voice recorded PowerPoint
- Activities in black and white

Christa Joy, Special Needs for Special Kids
The Picture Communication Symbols ©1981-2019 by Tobii Dynavox. All Rights Reserved
Worldwide. Used with permission. Boardmaker® is a trademark of Tobii Dynavox.

This unit contains **5 days** of material that is in both printable and digital formats. I have included a detailed lesson plan to help you make the most of everything in this unit, including how to add some group activities.

It comes in 2 separate files. One in color and one in black and white.

Quick Look

Day	Activity
1	<ul style="list-style-type: none"> • PowerPoint • Introduce vocab board • Fact sheet review • Circle map
2	<ul style="list-style-type: none"> • PowerPoint • Vocab board activity • Fact sheet review • Maya Angelou's portrait
3	<ul style="list-style-type: none"> • PowerPoint • Vocab board activity • Fact sheet review • Cut and paste timeline
4	<ul style="list-style-type: none"> • PowerPoint • Bingo • Fact sheet review • Writing prompt
5	<ul style="list-style-type: none"> • Quiz • Bingo

Day 1

Activity	Notes	Materials
Read or listen to a recording of the PowerPoint (15 minutes)	<ul style="list-style-type: none"> • Since this is the first time students are seeing the PowerPoint, I focus a lot on the pictures <ul style="list-style-type: none"> ◦ Ask lots of questions about what they might think the pictures mean or may relate to • Make connections between PowerPoint and vocabulary board (have students find relevant symbols on their boards to go with a concept or photo on the page.) • Go through the PowerPoint twice, once just looking at the photos and a second time reading the story 	<ul style="list-style-type: none"> • PowerPoint • Vocabulary board
Vocabulary board (5 minutes)	<ul style="list-style-type: none"> • This first day, I am just introducing and allowing the students to explore/look at the board • Make connections between the vocabulary board and PowerPoint 	<ul style="list-style-type: none"> • Vocabulary board
Fact sheet review (10 minutes)	<ul style="list-style-type: none"> • Review the fact sheet on Maya Angelou • Read through each statement and have student follow along on their fact sheet 	<ul style="list-style-type: none"> • Fact sheet
Circle Map (10 minutes)	<ul style="list-style-type: none"> • Do the circle map on Maya Angelou <ul style="list-style-type: none"> ◦ Choose the best version (errorless or not) depending on the learning level of your students ◦ Students cut out symbols and place them in the circle map • Make connections to the PowerPoint as necessary 	<ul style="list-style-type: none"> • Circle map • Scissors • Glue
Sharing (10 minutes)	<ul style="list-style-type: none"> • Each student shares their circle map with the group using the communication method of their choice 	<ul style="list-style-type: none"> • Completed circle maps • Communication devices

The lesson plans contain:

- Overall tips for teaching students with significant needs
- A quick look at what you will do each day
- Detailed instructions on how that day's lesson should run

*In dream
Then they
And they
In every*

*see her still:
faithful to her to*

Maya traveled the world throughout her life, living in Egypt and Ghana for a time. She learned to speak more than five languages, including French, Spanish, Italian, and Arabic.



©Christa Joy, SNSK

Later, in 2011, President Obama awarded Maya Angelou with the Presidential Medal of Freedom, recognizing all her contributions to America as a writer, professor, and civil rights activist.

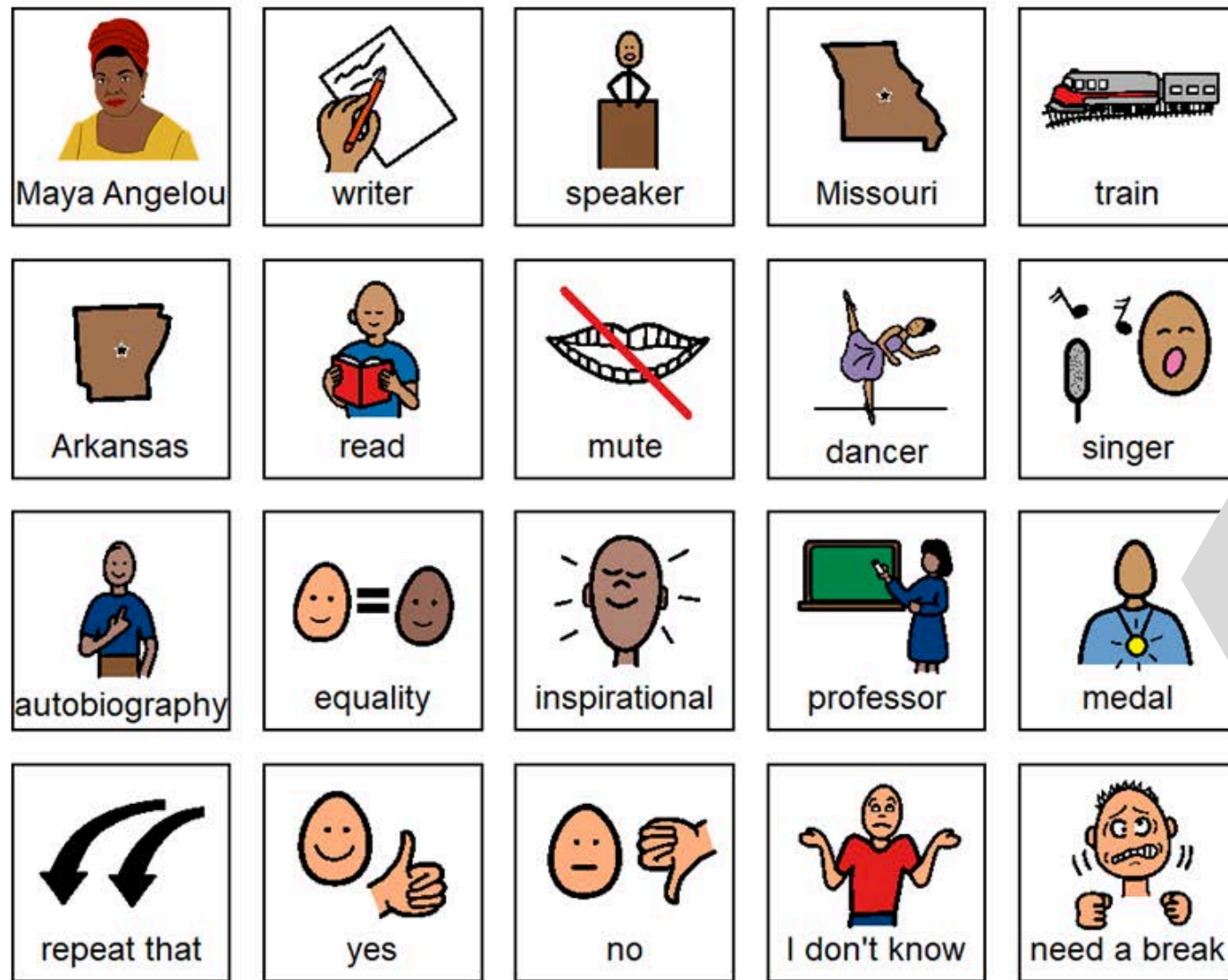


©Christa Joy, SNSK

This unit contains a PowerPoint that reviews the main facts of Maya Angelou's life.

It comes as a PowerPoint presentation and an MP4/movie (so you don't have to print it out).

I see three still:



Christa Joy, Special Needs for Special Kids
The Picture Communication Symbols ©1981-2019 by Tobii Dynavox. All Rights Reserved
Worldwide. Used with permission. Boardmaker® is a trademark of Tobii Dynavox

This unit comes with a vocabulary board.

Vocabulary boards are great for ALL students to **assist with participation and engagement** in group discussions.

Tips on how to use in the unit!!

Also in black and white

In every...
I see three

Maya Angelou



- 📖 Maya Angelou was a famous writer, performer, and civil rights activist.
- 📖 Maya Angelou had a hard childhood and moved a lot.
- 📖 Maya Angelou wrote I Know Why the Caged Bird Sings.
- 📖 Maya Angelou fought for equality.
- 📖 Maya Angelou won the Presidential Medal of Freedom.

There is a fact sheet that students will review each day.

Bingo cards



- Included are 10 Bingo cards in color and 10 Bingo cards in BW.
- Place the cards in page protectors or laminate for long term use.
- **Calling cards are included.**
- This is a great way to practice the new vocabulary included in this unit.
- Cut apart a set of the vocabulary cards to use as the calling cards.
- Options:
 - Show students the picture for them to match
 - Read the definition and see if students can find the matching picture
 - Work as teams
 - Vary the "winning" patterns.
 - Cover all
 - Cover corners
 - Row across or down
 - Cover the edges
 - Vary the ways to mark the card
 - Place in page protector or laminate and use dry erase markers
 - Stickers
 - Post-it notes
 - Dot markers

Maya Angelou


 mute	FREE	 Arkansas	 civil rights
 Caged Bird	 writer	 inspire	 poem
 speaker	 opera	 dancer	 profes
 autobiography	 Missouri	 Presidential Medal	 Maya Ang

Bingo cards are used to practice the vocabulary and main facts in the book.

They are in color and black and white.



Presidential Medal



civil rights



speaker

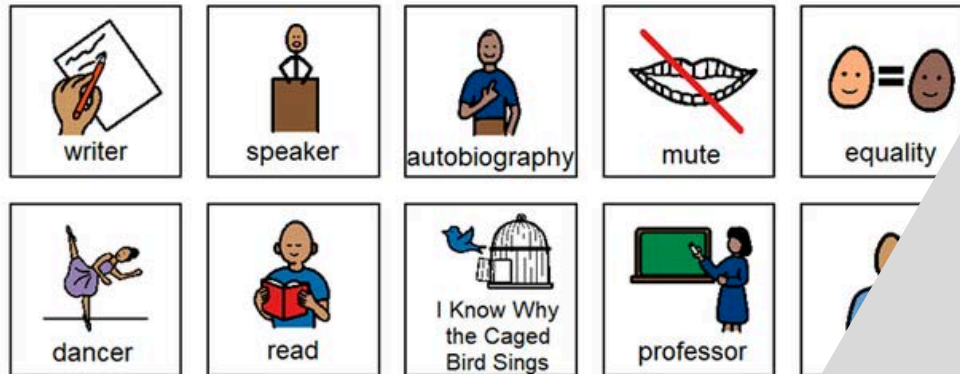


professor


Calling cards are included



Cut out the pictures below and place in the circle map to show some important facts about Maya Angelou.



Cut out the pictures below and place in the circle map **ONLY** they show some important facts about Maya Angelou.





This unit contains a circle map.

There are **2 versions**:

- Errorless option with only correct answers
- Wrong answers mixed in that students will have to set aside.

Cut out the pictures below and glue them around the portrait of Maya Angelou, showing all the roles she held in her life.



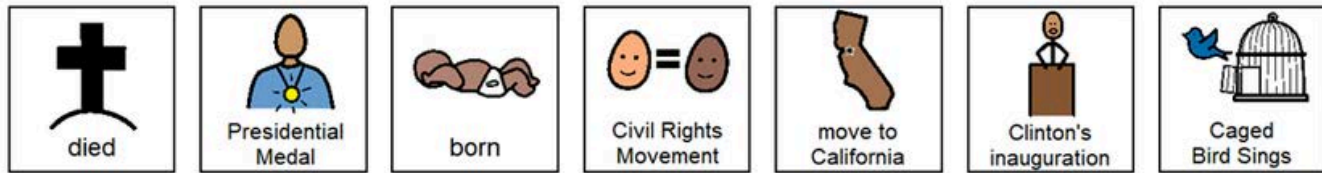
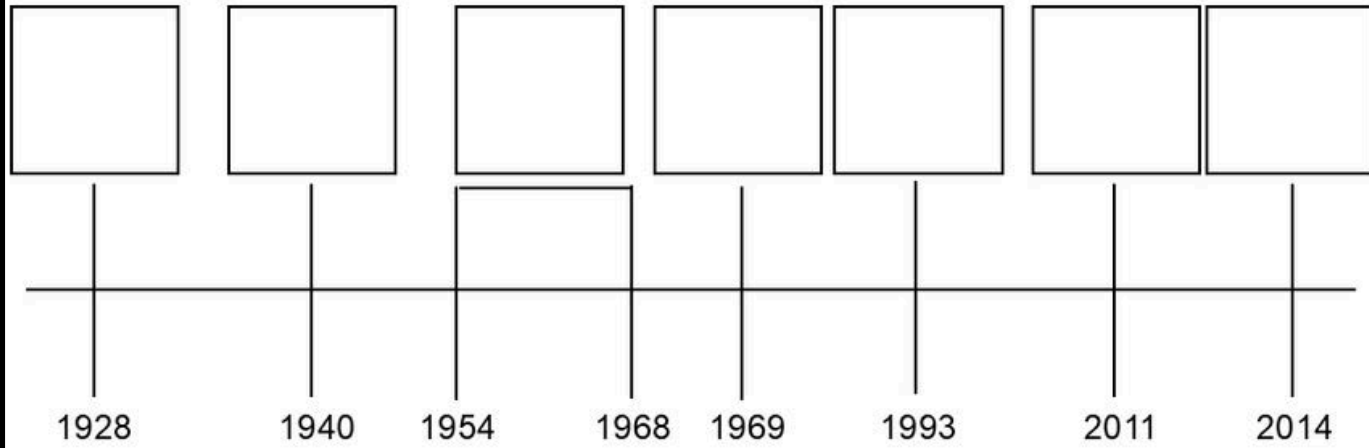
Maya Angelou

Students will complete a collage with Maya Angelou's many roles in her life.

This is an errorless activity.

Color and use for a bulletin board

Maya Angelou Timeline

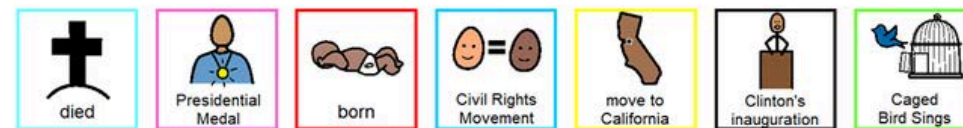
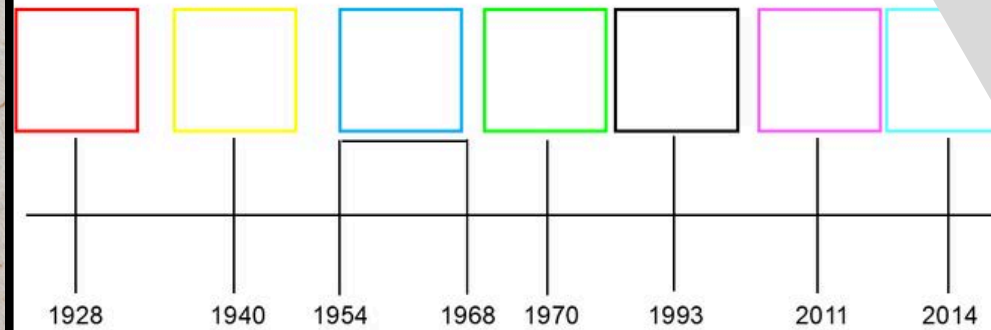


Christa Joy, Special Needs for Special Kids
The Picture Communication Symbols ©1981-2019 by Tobii Dynavox. All Rights Reserved
Worldwide. Used with permission. Boardmaker® is a trademark of Tobii Dynavox

There is also a cut-and-paste timeline.

In the color activities, a color-coded version is included.

Maya Angelou Timeline



Christa Joy, Special Needs for Special Kids
The Picture Communication Symbols ©1981-2019 by Tobii Dynavox. All Rights Reserved
Worldwide. Used with permission. Boardmaker® is a trademark of Tobii Dynavox



Maya Angelou

I think it would be to meet Maya Angelou.

She was really .



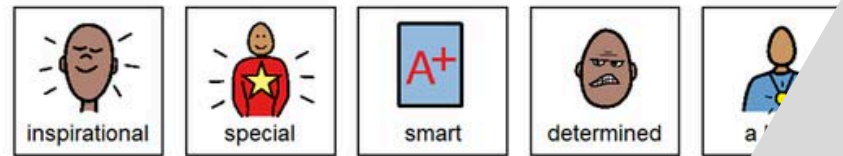


My favorite fact about Maya Angelou is that she was a .

I wonder if she ever felt .

I think being an author would be .

Christa Joy, Special Needs for Special Kids The Picture Communication Symbols ©1981-2018 by Tobii Dynavox. All Rights Reserved Worldwide. Used with permission. Boardmaker® is a trademark of Tobii Dynavox.



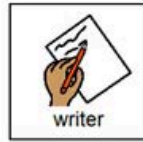
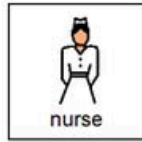
Christa Joy, Special Needs for Special Kids The Picture Communication Symbols ©1981-2018 by Tobii Dynavox. All Rights Reserved Worldwide. Used with permission. Boardmaker® is a trademark of Tobii Dynavox.

There is a writing prompt.


Students will write a story about meeting Maya Angelou.

This is an errorless activity.

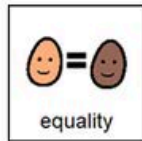
1. Maya Angelou was a _____.



2. Maya Angelou's most famous book was _____.





3. Maya Angelou wanted _____ for all people.



4. Maya Angelou gave a speech for _____.



5. Maya Angelou was given the _____.



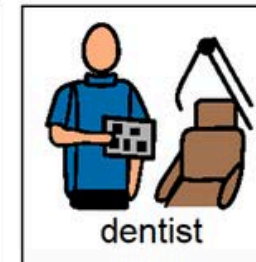
FINALLY the quiz.
There are 3 versions.

- 5 questions with 3 picture choices for each question
- cut out the answer choices and glue them on index cards
- traditional multiple choice


Answer key included.

Print onto cardstock or mount on index cards. Cut pictures apart and show student answer choices for each question.

Q 1



Q 2



I see thee still:

Remembrance, faithful to her trust,

This resource comes in a zipped folder. You will need to unzip the folder to access all the contents which include:


- 5 days of lesson plans
- Activities in color
- Activities in black and white
- Voice-recorded PowerPoint show
- Maya Angelou (PowerPoint) to use with activities
- Links and directions to digital activities

I see thee still.

I see thee still:

Remembrance, faithful to her

Maya Angelou



By
Christa Joy

There are digital versions for most of the activities in this unit. The book comes in a movie file you can show in google classroom or in a google slide.




In every scene to memory
I see thee

I see three still:




Remembrance, faithful

Great for review!!

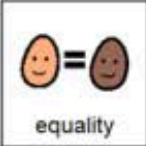


1. Maya Angelou was a _____.




2. Maya Angelou's most famous book was _____.




3. Maya Angelou wanted _____ for all people.



4. Maya Angelou gave a speech for _____.



  


5. Maya Angelou was given the _____.

Circle the correct answers.



Christa Joy, Special Needs for Special Kids
The Picture Communication Symbols ©1981-2020 by Tobii Dynavox. All Rights Reserved
Worldwide. Used with permission. Boardmaker® is a trademark of Tobii Dynavox

There are 2 sets of digital activities. All the activities in both sets are click and drag; there is no typing done by the student.

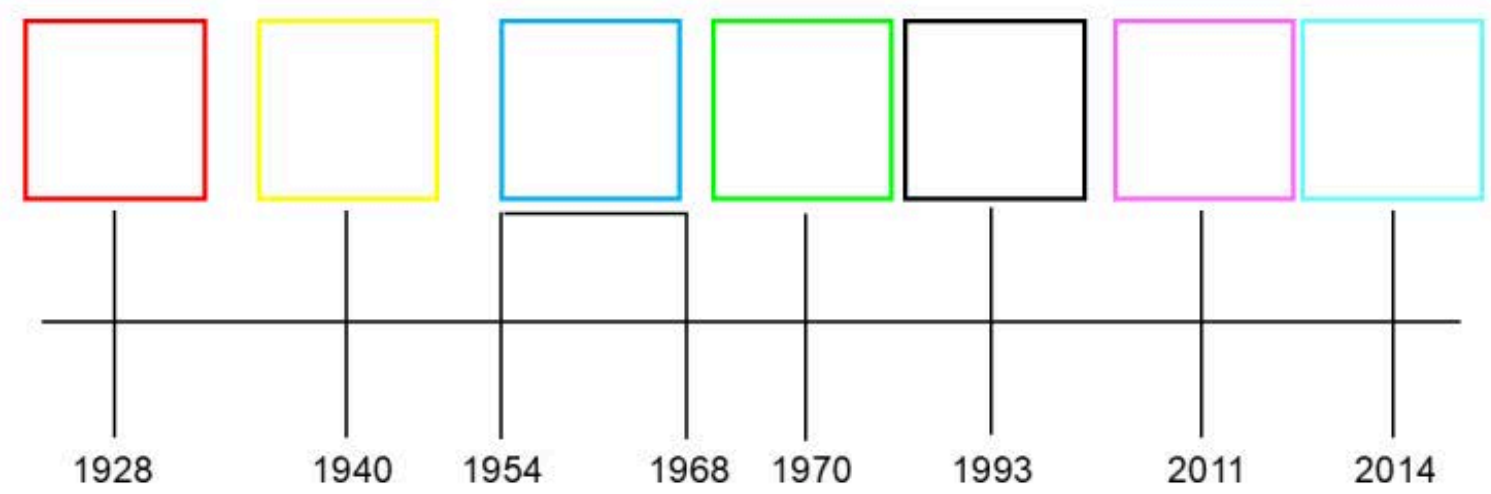
*In every scene to memory
I see three still*

I see thee still:

Remembrance, faithful

Perfect for any learning level

Maya Angelou Timeline



Place these main events on the timeline.

- died
- Presidential Medal
- born
- Civil Rights Movement
- move to California
- Clinton's inauguration
- Caged Bird Sings

Christa Joy, Special Needs for Special Kids
The Picture Communication Symbols ©1981-2020 by Tobii Dynavox. All Rights Reserved
Worldwide. Used with permission. Boardmaker® is a trademark of Tobii Dynavox

The second set of slides is differentiated with color to add more support to students who are still learning the information. These make great independent work centers.

*In every scene to memory
I see thee still*