

FRIDA KAHLO



WOMEN'S HISTORY



PLUS GOOGLE SLIDES



For students who:

- are emerging or non-readers
- take alternate assessments
- are in special education
- short-attention span
- lack pre-requisite skills
- benefit from the use of pictures for support
- middle/high school

Frida Kahlo Women's History Month

By
Christa Joy
Special Needs for Special Kids



Christa Joy, Special Needs for Special Kids
The Picture Communication Symbols ©1981-2019 by Tobii Dynavox. All Rights Reserved
Worldwide. Used with permission. Boardmaker® is a trademark of Tobii Dynavox

Table of Contents

Pages	Activity
4-5	Vocabulary board
6-20	Bingo cards
21-22	Fact sheet
23-26	Circle map
27-30	Surrealism circle map
31-34	Cut and paste Timeline
35-37	Writing prompt
38-44	Quiz
45-46	Terms of Use

Also included in this resource as separate files:

- Lesson plans
- Links and directions to digital activities
- PowerPoint (this is the book in the lesson plans)
- Voice recorded PowerPoint
- Activities in black and white

Christa Joy, Special Needs for Special Kids
The Picture Communication Symbols ©1981-2019 by Tobii Dynavox. All Rights Reserved
Worldwide. Used with permission. Boardmaker® is a trademark of Tobii Dynavox

This unit contains **5 days** of material that is in both printable and digital formats. I have included a detailed lesson plan to help you make the most of everything in this unit, including how to add some group activities.

It comes in 2 separate files. One in color and one in black and white.

Quick Look

Day	Activity
1	<ul style="list-style-type: none"> • PowerPoint • Introduce vocab board • Fact sheet review • Circle map
2	<ul style="list-style-type: none"> • PowerPoint • Vocab board activity • Fact sheet review • Surrealism circle map
3	<ul style="list-style-type: none"> • PowerPoint • Vocab board activity • Fact sheet review • Cut and paste timeline
4	<ul style="list-style-type: none"> • PowerPoint • Bingo • Fact sheet review • Writing prompt
5	<ul style="list-style-type: none"> • Quiz • Bingo

Day 4

Activity	Notes	
Read or listen to a recording of the PowerPoint (10 minutes)	<ul style="list-style-type: none"> • Read through the story, asking lots of questions • Continue to make connections between PowerPoint and the vocabulary board 	<ul style="list-style-type: none"> • PowerPoint • Recording
Bingo (15 minutes)	<ul style="list-style-type: none"> • See separate pdf for Bingo cards and directions 	<ul style="list-style-type: none"> • Bingo cards • Markers
Fact sheet review (10 minutes)	<ul style="list-style-type: none"> • Review the fact sheet on Frida Kahlo • Read through each statement and have student follow along on their fact sheet 	<ul style="list-style-type: none"> • Fact sheet
Writing prompt (10 minutes)	<ul style="list-style-type: none"> • Students will complete a writing prompt about meeting Frida Kahlo • This is an errorless activity and can be done more than once to write more than one story • Make connections to the PowerPoint as necessary 	<ul style="list-style-type: none"> • Worksheet • Scissors • Glue
Sharing (10 minutes)	<ul style="list-style-type: none"> • Each student shares some of their finished story with the group using the communication method of their choice 	<ul style="list-style-type: none"> • Completed stories • Communication devices

The lesson plans contain:

- Overall tips for teaching students with significant needs
- A quick look at what you will do each day
- Detailed instructions on how that day's lesson should run

Surrealism began in the mid-1920s in France. It was characterized as art that was meant to capture the subconscious mind and dreams. The paintings often did not seem to make much sense as it was trying to capture images that were not real.




During the course of her life, Frida Kahlo painted over 200 paintings, most of which were self portraits. In the 1970s, her work was re-discovered and became so popular, it coined the term Fridamania.



This unit contains a PowerPoint that reviews the main facts of Frida Kahlo's life.

It comes as a PowerPoint presentation and an MP4/movie (so you don't have to print it out).



Christa Joy, Special Needs for Special Kids
 The Picture Communication Symbols ©1981-2019 by Tobii Dynavox. All Rights Reserved
 Worldwide. Used with permission. Boardmaker® is a trademark of Tobii Dynavox

This unit comes with a vocabulary board.

Vocabulary boards are great for ALL students to **assist with participation and engagement** in group discussions.

Tips on how to use in the unit!!

Also in black and white

Frida Kahlo



- 📌 Frida Kahlo was a famous painter from Mexico.
- 📌 Frida Kahlo had a hard life and lived in a lot of pain.
- 📌 Frida Kahlo painted more than 200 paintings.
- 📌 Frida Kahlo liked to paint self-portraits.
- 📌 Frida Kahlo use her paintings to show how hard her life was.
















There is a fact sheet that students will review each day.

Bingo cards




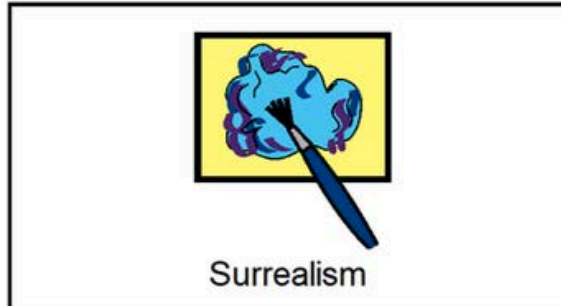

- Included are 10 Bingo cards in color and 10 Bingo cards in BW.
- Place the cards in page protectors or laminate for long term use.
- **Calling cards are included.**
- This is a great way to practice the new vocabulary included in this unit.
- Cut apart a set of the vocabulary cards to use as the calling cards.
- Options:
 - Show students the picture for them to match
 - Read the definition and see if students can find the matching picture
 - Work as teams
 - Vary the "winning" patterns.
 - Cover all
 - Cover corners
 - Row across or down
 - Cover the edges
 - Vary the ways to mark the card
 - Place in page protector or laminate and use dry erase markers
 - Stickers
 - Post-it notes
 - Dot markers

Frida Kahlo

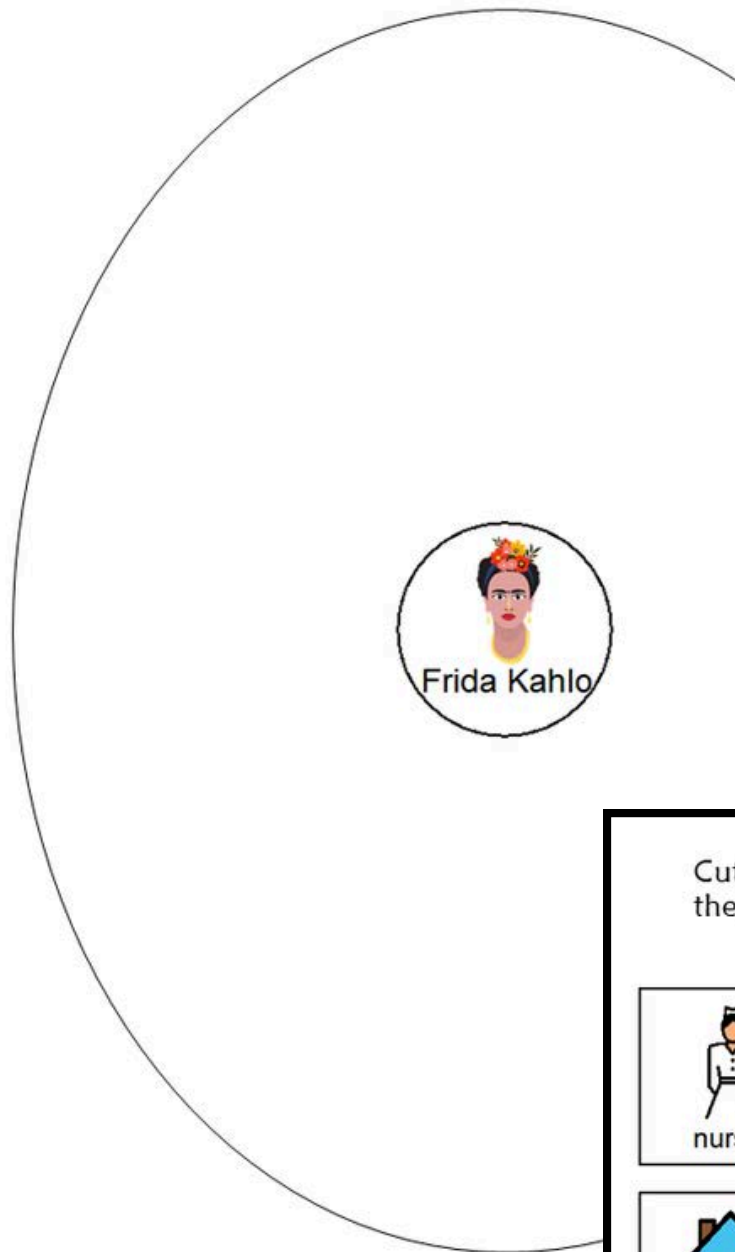
 Diego Rivera	 flowers	 bright colors	 self-portraits
 Granzio	 Fridamania	 accident	 Surrealism
 famous	 Mexican	 polio	 painter
FREE	 Louvre	 La Casa Azul	 Frida Kahlo

Bingo cards are used to practice the vocabulary and main facts in the book.

They are in color and black and white.



Calling cards are included



Errorless version

Cut out the pictures below and place in the circle map to show some important facts about Frida Kahlo.

painter	self-portraits	Mexican	polio	accident
La Casa Azul	in pain	married	Surrealism	

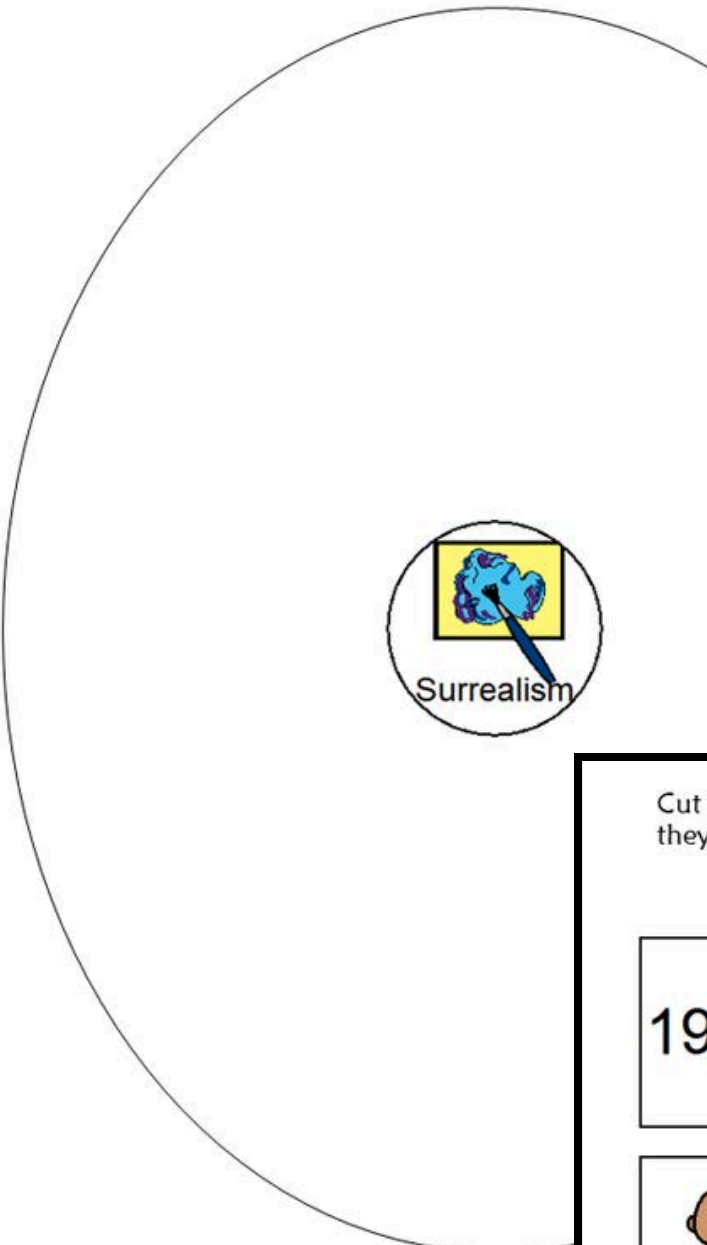
Cut out the pictures below and place in the circle map **ONLY IF** they show some important facts about Frida Kahlo.

nurse	self-portraits	Mexican	polio	accident
La Casa Azul	in pain	carpenter	Ireland	flowers
painter	athlete	married	Surrealism	singer

This unit contains a circle map.








There are **2 versions**:

- Errorless option with only correct answers
- Wrong answers mixed in that students will have to set aside.














Errorless version

Cut out the pictures below and place in the circle map to show some important facts about Surrealism.

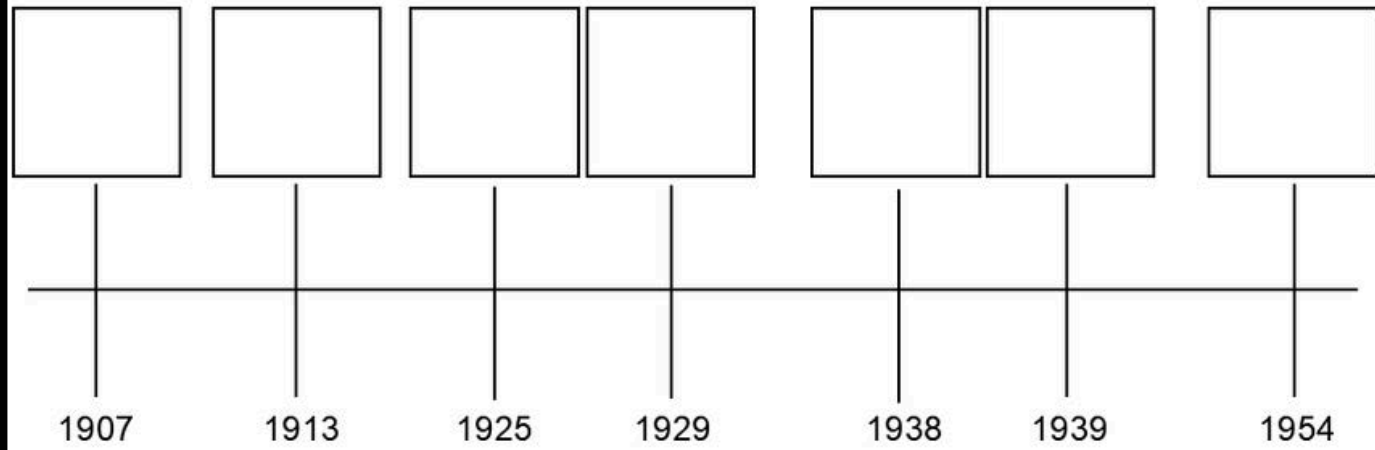
1920s	 France	 painters	 writers
 subconscious	 dreams	 confusing	 Frida Kahlo

Cut out the pictures below and place in the circle map **ONLY IF** they show some important facts about Surrealism.

1920s	 Einstein	 painters	 writers
 subconscious	 dreams	 confusing	 Frida Kahlo
 Franklin	 France	 building	 science

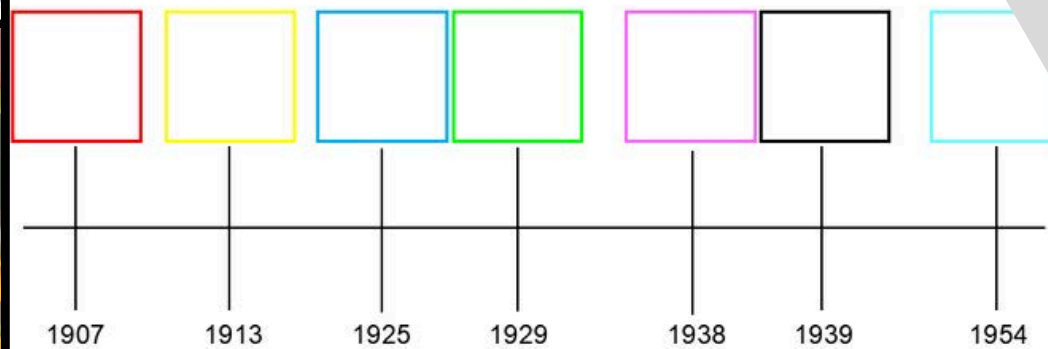
There is also a circle map with facts about Surrealism.

Frida Kahlo Timeline



Christa Joy, Special Needs for Special Kids
The Picture Communication Symbols ©1981-2019 by Tobii Dynavox. All Rights Reserved
Worldwide. Used with permission. Boardmaker® is a trademark of Tobii Dynavox.

Frida Kahlo Timeline



Christa Joy, Special Needs for Special Kids
The Picture Communication Symbols ©1981-2019 by Tobii Dynavox. All Rights Reserved
Worldwide. Used with permission. Boardmaker® is a trademark of Tobii Dynavox.

There is also a cut-and-paste timeline.

In the color activities, a color-coded version is included.

Frida Kahlo



I think it would be to meet Frida Kahlo.

She was really .



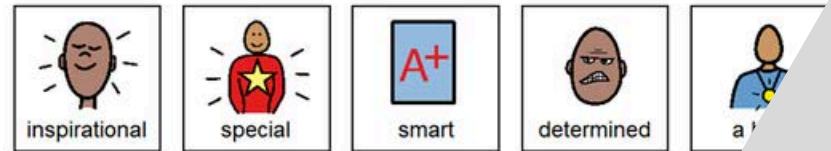
My favorite part about Frida Kahlo's painting are the .

I wonder if she ever felt .

I think being a painter would be .



Christa Joy, Special Needs for Special Kids The Picture Communication Symbols ©1981-2018 by Tobii Dynavox. All Rights Reserved Worldwide. Used with permission. Boardmaker® is a trademark of Tobii Dynavox



Christa Joy, Special Needs for Special Kids The Picture Communication Symbols ©1981-2018 by Tobii Dynavox. All Rights Reserved Worldwide. Used with permission. Boardmaker® is a trademark of Tobii Dynavox

There is a writing prompt.

Students will write a story about meeting Frida Kahlo.

This is an errorless activity.

1. Frida Kahlo was a _____.





2. Frida Kahlo was from _____.





3. Frida Kahlo had _____ was she was young.



4. Frida Kahlo expressed her _____ in her paintings.



5. Frida Kahlo especially like to paint _____.



Print onto cardstock or mount on index cards. Cut pictures apart and show student answer choices for each question.

Q 1



Q 2

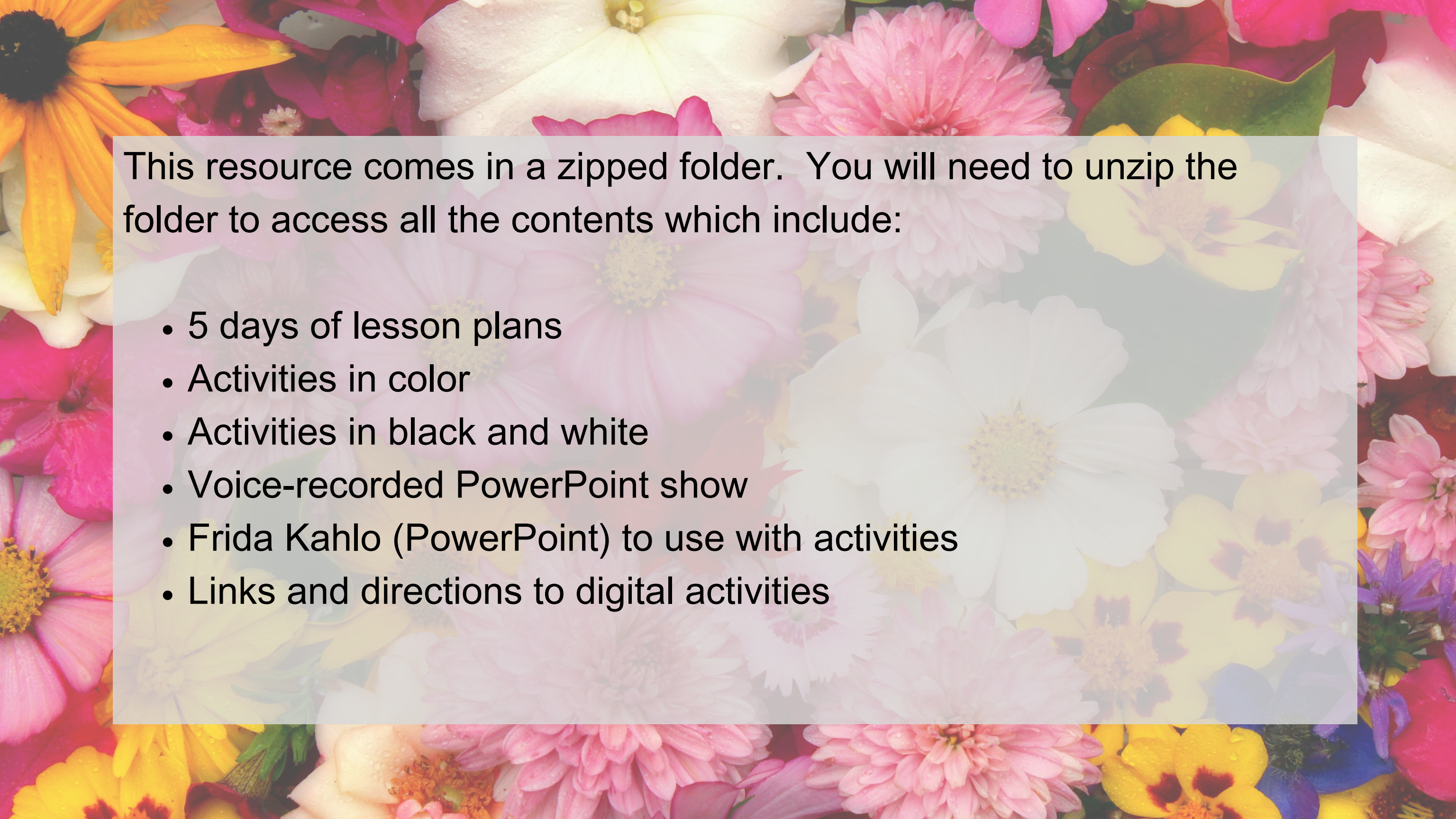


FINALLY the quiz.

There are 3 versions.

- 5 questions with 3 picture choices for each question
- cut out the answer choices and glue them on index cards
- traditional multiple choice

Answer key included.



This resource comes in a zipped folder. You will need to unzip the folder to access all the contents which include:

- 5 days of lesson plans
- Activities in color
- Activities in black and white
- Voice-recorded PowerPoint show
- Frida Kahlo (PowerPoint) to use with activities
- Links and directions to digital activities

Frida Kahlo



By
Christa Joy

There are digital versions for most of the activities in this unit. The book comes in a movie file you can show in google classroom or in a google slide.

Great for review!!

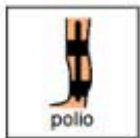
1. Frida Kahlo was a _____.




2. Frida Kahlo was from _____.



3. Frida Kahlo had _____ was she was young.




4. Frida Kahlo expressed her _____ in her paintings.



5. Frida Kahlo especially like to paint _____.



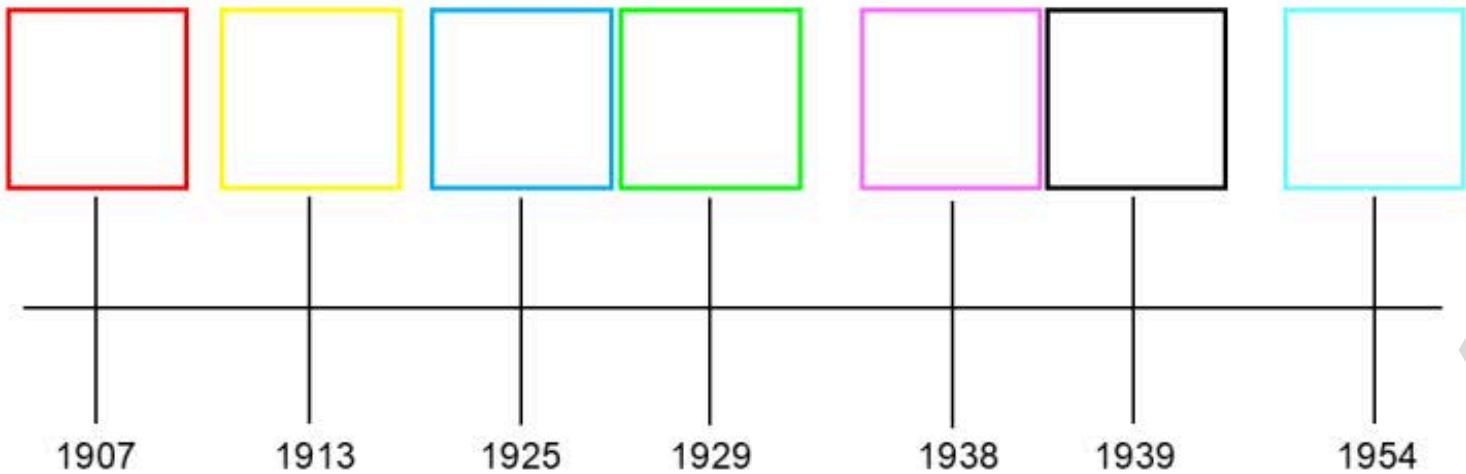
Circle the correct answers.



There are 2 sets of digital activities. All the activities in both sets are click and drag; there is no typing done by the student.

Perfect for any learning level

Frida Kahlo Timeline



Place these main events on the timeline.

- born
- died
- The Frame in Louvre
- 1st solo exhibition
- accident
- polio
- married

Christa Joy, Special Needs for Special Kids
The Picture Communication Symbols ©1981-2020 by Tobii Dynavox. All Rights Reserved
Worldwide. Used with permission. Boardmaker® is a trademark of Tobii Dynavox

The second set of slides is differentiated with color to add more support to students who are still learning the information. These make great independent work centers.