


Special Ed



# Roald Dahl



# The Twits



28 activities

5 questions/ 3 chapters



Special Needs for Special Kids

These novel units are something I created and started using in my classroom. I had students with significant challenges and most were **non-readers**. They were the best thing I ever did, and my students **LOVED** them.




## Table of Contents

Worksheet pages	Activity	Chapter
5	Suggestions for use	
6	Story board	
7	Title and Author	
8	Circle the men with hair on their face	1
9	What is a twit?	2
10-12	This gross in a beard	3
13	Good and bad thoughts	4
14	What is a prank?	5
15-16	Things that make a person faint	6
17-18	Things that are edible	7
19-20	Things that are possible	8
21-22	Things that are tall or short	9
23	How much more to stretch?	10
24-25	To the moon	11
26-28	Things found in the sky	12
29-30	Compliments or insults	13
31	Count the windows	14
32-34	Things about pies	15

Worksheet pages	Activity	Chapter
35-36	Things that are sticky	16
37	Circle the things that are upside down	17
38	Color in Africa	
39-41	Things that make people angry	
42	What is an ultimatum?	
43	What is revenge?	
44	Match the furniture	
45	Circle the objects that are upside down	25-26
46	What does panic look like?	27
47-49	Animals that migrate	28
50-51	Consequences	29
52	Vote	Extra
53-55	Additional novel units available	
56-57	Terms of Use	

This novel unit has **28 different activities**. One or more activities are for each scene. These activities are **NOT** comprehension-based, so even if your students do not pay attention, they can still complete the activity.



Each time you finish a chapter, there will be an activity your students can do.

The activity will relate to something that occurred in that chapter.

These are cut-and-paste activities that are supported with pictures.


**Optional:** Quiz student's comprehension by having them answer 5 multiple-choice questions about 3 chapters.

Color Africa on the map.



CH 18  
Christa Joy, Special Needs for Special Kids  
The Picture Communication Symbols ©1981-2018 by Tobii Dynavox. All Rights Reserved  
Worldwide. Used with permission. Boardmaker® is a trademark of Tobii Dynavox


For example, students will color in the country of Africa where Roly Poly says he is from.



## Suggestions for Use

- I made this unit to go along with the book, *The Twits Factory* by Roald Dahl.
- The thought is that you would be reading it aloud to your class at a rate of about 1-3 chapters per day.
- Be sure to give each student their own copy of the story board (pg. 6) to use while reading and discussing the story.
- Benefits of reading out loud, even to classes made up of severely affected students:
  - Teaches students to sit quietly even when there isn't something for them to do. This is such an important life skill. We all have to spend time sitting and listening to someone we are not that interested in at some point.
  - Parents will LOVE you. Not only will they be excited their child is being exposed to age appropriate material, but you are teaching them how to sit quietly, which will hopefully transfer to home as well.
  - Even with your lowest level learners, you will have 1 or 2 that will truly enjoy the story.
- It can be a calming experience to sit and listen to the teacher read in a methodical way. For students who need more structure, place the number of post-it notes in front of him/her that corresponds to the number of pages you intend to read. Remove a post-it as you finish each page. The visual will help lessen their anxiety.
- You will find activity for most chapters. You will still have plenty to choose from and find those that fit best with your students.
- Differentiation:
  - For any activity, you can quickly differentiate for your lower level learners by using a color coding technique.
  - If sorting, outline each sorting category a certain color and then outline the corresponding pictures the same color.
  - Becomes a matching task.
- There are comprehension questions to accompany this unit. There are 5 questions for every 3 chapters with 3 picture answer choices. You will find these (in color and BW) in a separate file.

Suggestions on how I found this activity worked best in my classroom are provided. I typically had 6-8 students with one adult assistant in the room with me.




# The Twits Novel Study

for Special Education



















By  
Christa Joy  
Special Needs for Special Kids



This entire novel unit comes in 2 separate files. One is completely in color and one is completely in black and white.




Story Board : to use while reading and for class discussions.  
Laminate and make 1 copy for each student.

 Mr. Twit	 Mrs. Twit	 beard	 disgusting	 glass eye
 prank	 frog	 worms	 walking stick	 stretch
 shrink	 balloons	 glue	 bird pie	 monkeys
 upside down	 Roly Poly	 ceiling	 headstand	 freedom
 repeat that	 I like that	 I don't like that	 I don't know	 need a break

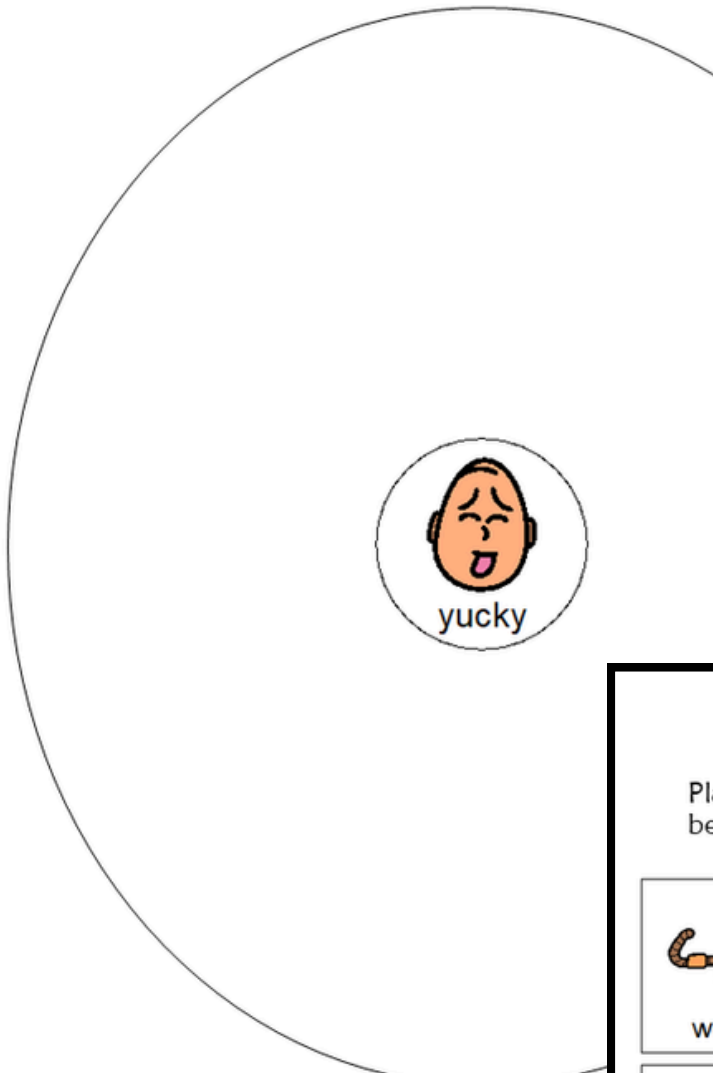
This unit comes with a vocabulary board.

Vocabulary boards are great for ALL students to assist with participation and engagement in group discussions.


Tips on how to use in the unit!!




What are some things you think would be gross to find in a man's beard?



Place the following in the circle map showing things that would be gross in a beard.



Place the following on the previous page **ONLY IF** they would be gross in a beard.




There are circle maps in this unit. Circle maps are a great way for students to see a big idea.



Mrs. Twit makes bird pie. What are some things you know about pies?

Cut apart pictures and place in circle map about pies.




Each circle map comes with 2 choices:


An errorless option with only correct answers

An option that has wrong answers mixed in students will need to set aside.

Cut apart pictures and place in circle map **ONLY IF** they relate to pies.



Sort the following items into those you could eat and those could not.




Put each picture in the correct column on the previous page. If you are not sure, put it on the middle line.





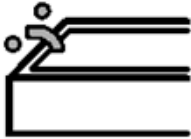
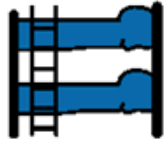


 steak	 brownie	 grass	 leaves	 hot dog
 pizza	 spider	 Q-tip	 strawberry	 crayons
 Play-Doh	 watermelon	 paper clip	 pretzel	 penny
 popsicle	 napkin	 paper	 waffle	 granola bar

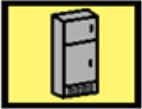





There are sorting activities.

Directions on how to add color coding or a separate differentiated version is included.




Match the normal location of each object in a house.

 car	<input type="text"/>	 blender	<input type="text"/>
 carpet	<input type="text"/>	 ceiling fan	<input type="text"/>
 bathtub	<input type="text"/>	 bunk beds	<input type="text"/>
 couch	<input type="text"/>	 rocking chair	<input type="text"/>

 kitchen	 porch	 garage	 living room
 bedroom	 floor	 bathroom	 ceiling

There are matching activities.

Directions on how to add color coding or a separate differentiated version is included.



# My trip to the moon

I closed my eyes and imagined I went




When I opened my eyes I saw a



I went down the ladder to check out the



I took with me.



When it was time to go back home, I felt



 to the moon	 to outer space	 to a satellite	 on a rocket		
 asteroid	 meteor	 comet	 sun	 astronaut	
 ground	 space suit	 rocks	 moon buggy	 rocket	 moon
 oxygen	 a helmet	 flashlight	 book	 backpack	 notebook
 sad	 exhausted	 excited	 happy	 upset	 frustrated


CH 11

Christa Joy, Special Needs for Special Kids The Picture Communication Symbols ©1981-2019 by Tobii Dynavox. All Rights Reserved Worldwide. Used with permission. Boardmaker® is a trademark of Tobii Dynavox.

25

There are writing prompts.

These are errorless activities that allow students to write a story independently.



How many windows does each house have?  = 1 window



CH 14

Christa Joy, Special Needs for Special Kids  
The Picture Communication Symbols ©1981-2018 by Tobii Dynavox. All Rights Reserved Worldwide. Used with permission. Boardmaker® is a trademark of Tobii Dynavox

Circle all the men who have hair on their face.



CH 1

Christa Joy, Special Needs for Special Kids The Picture Communication Symbols ©1981-2019 by Tobii Dynavox. All Rights Reserved Worldwide. Used with permission. Boardmaker® is a trademark of Tobii Dynavox

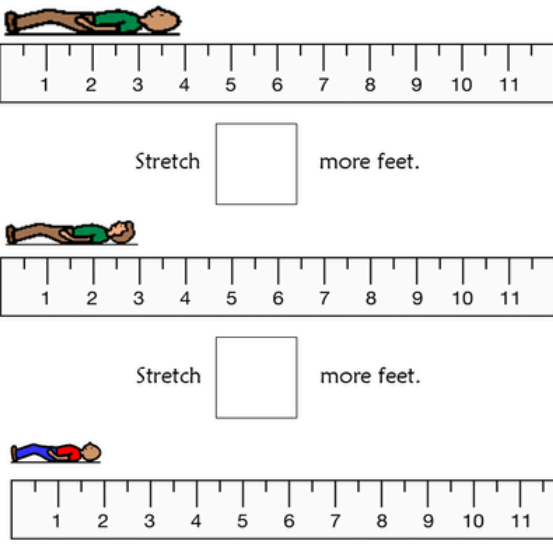
Circle all the things in the house that are upside down.



CH 25-26

Christa Joy, Special Needs for Special Kids  
The Picture Communication Symbols ©1981-2019 by Tobii Dynavox. All Rights Reserved Worldwide. Used with permission. Boardmaker® is a trademark of Tobii Dynavox

What if you wanted to stretch each person to 6 feet. Look at each ruler below. How many MORE feet do they need to be stretched?



Stretch  more feet.

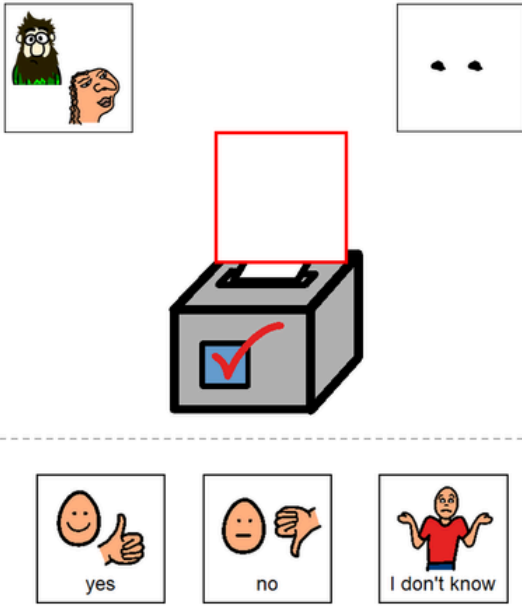
Stretch  more feet.

Stretch  more feet.

CH 10

Christa Joy, Special Needs for Special Kids The Picture Communication Symbols ©1981-2018 by Tobii Dynavox. All Rights Reserved Worldwide. Used with permission. Boardmaker® is a trademark of Tobii Dynavox


Time to vote!! Do you think the Twits got what they deserved?



Extra

Christa Joy, Special Needs for Special Kids The Picture Communication Symbols ©1981-2019 by Tobii Dynavox. All Rights Reserved Worldwide. Used with permission. Boardmaker® is a trademark of Tobii Dynavox


Because there are so many activities, you can choose the ones that fit your students the best.



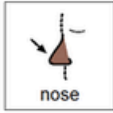
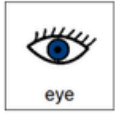
1. How did Mrs. Twit look?




2. Did Mrs. Twit start off ugly?




3. Mrs. Twit has a glass \_\_\_\_\_.



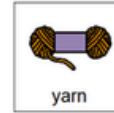

4. What did Mr. Twit put in Mrs. Twit's bed?



5. What did Mrs. Twit do when she felt something in her bed?




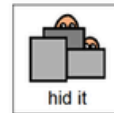
1. What did Mrs. Twit put in Mr. Twit's spaghetti?



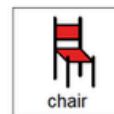
2. How did Mr. Twit say the spaghetti tasted?



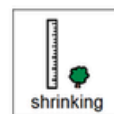
3. What did Mr. Twit do to Mrs. Twit's walking stick?



4. What else did Mr. Twit make taller?



5. What did Mrs. Twit think was happening to her?



This unit does come with comprehension questions. There are 5 questions for every 3 chapters. Each question has 3 picture choices, both in color and black and white.

Answer key included!!