

Special Ed

THE PEARL



17 activities

**10 questions/
chapter**



Special Needs for Special Kids



These novel units are something I created and started using in my classroom. I had students with significant challenges and most were **non-readers**. They were the best thing I ever did, and my students LOVED them.

Table of Contents

Worksheet pages	Activity	Chapter
4	Suggestions for use	
5	Story board	
6	Title and author	
7-8	Poisonous animals	1
9-11	How rich and poor people live	1
12	What is an estuary?	2
13-15	Things in the ocean	2
16	Facts about oysters	2
17-18	Personification	3
19-20	3 Wishes	3
21-23	Being trustworthy	3
24-25	What would you buy if you were suddenly rich?	4
26-27	Not Fair writing prompt	4
28	Being determined	4
29-30	When all hope seems gone	5
31	Difficult choices	5
32-33	Footprints	6
34-35	Feeling sad	6
36	Creed	6
37-39	Additional novel studies	
40-41	Terms of Use	

This novel unit has **17 different activities**. One or more are available for each chapter, so you can choose the best ones for your students.

Suggestions for Use

- I made this unit to go along with the book, *The Pearl* by John Steinbeck.
- The thought is that you would be reading it aloud to your class at a rate of about 1 chapter per day.
- Be sure to give each student their own copy of the story board (pg. 6) to use while reading and discussing the story.
- Benefits of reading out loud, even to classes made up of severely affected students:
 - Teaches students to sit quietly even when there isn't something for them to do. This is such an important life skill. We all have to spend time sitting and listening to someone we are not that interested in at some point.
 - Parents will LOVE you. Not only will they be excited their child is being exposed to age appropriate material, but you are teaching them how to sit quietly, which will hopefully transfer to home as well.
 - Even with your lowest level learners, you will have 1 or 2 that will truly enjoy the story.
- It can be a calming experience to sit and listen to the teacher read in a methodical way. For students who need more structure, place the number of post-it notes in front of him/her that corresponds to the number of pages you intend to read. Remove a post-it as you finish each page. The visual will help lessen their anxiety.
- You will find one or more activities for each chapter. You will still have plenty to choose from and find those that fit best with your students.
- Differentiation:
 - For any activity, you can quickly differentiate for your lower level learners by using a color coding technique.
 - If sorting, outline each sorting category a certain color and then outline the corresponding pictures the same color.
 - Becomes a matching task.
- There are comprehension questions to accompany this unit. There are 10 questions for every chapter with 3 picture answer choices. You will find these (in color and BW) in a separate file.

Suggestions on how I found this activity worked best in my classroom are provided. I typically had 6-8 students with one adult assistant in the room with me.

Color version

The Pearl


Novel Unit
for Special Education

By
Christa Joy
Special Needs for Special Kids



This entire novel unit comes in 2 separate files. One is completely in color and one is completely in black and white.

Story Board : to use while reading and for class discussions. Laminate and make 1 copy for each student.

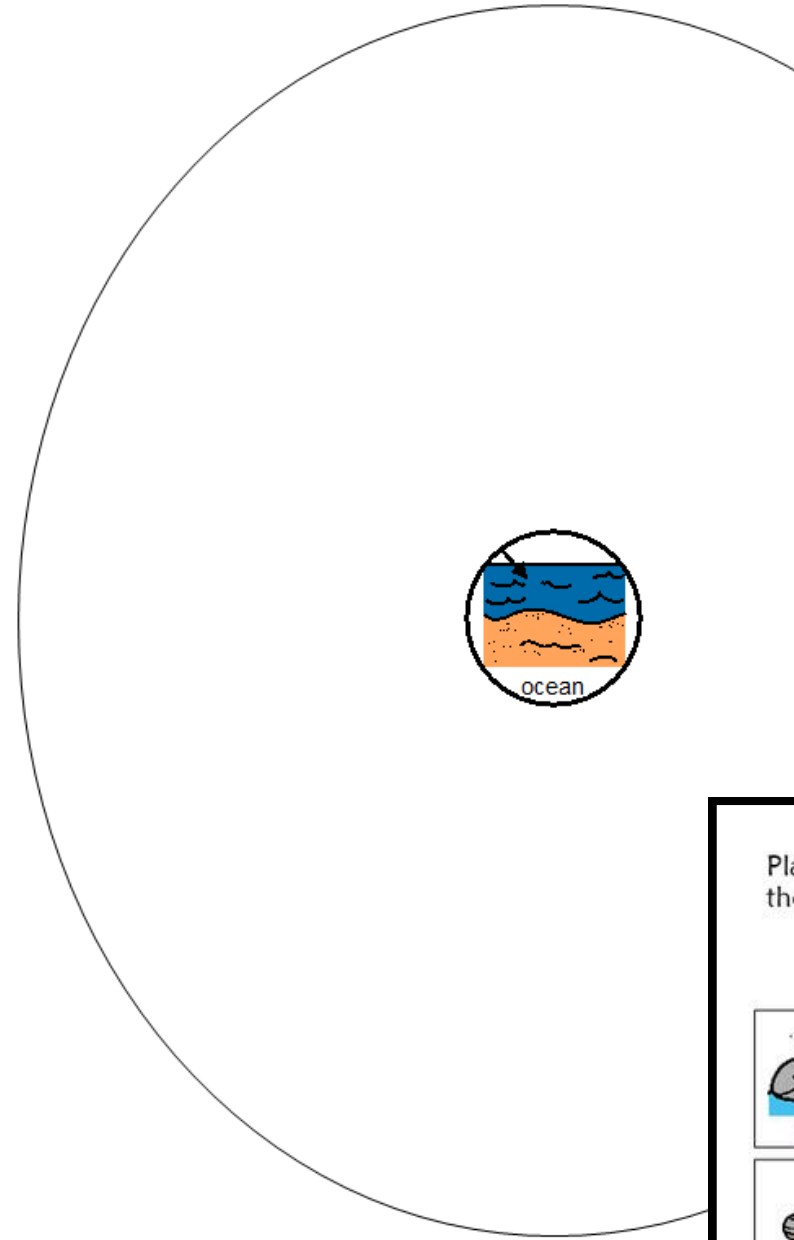


This unit comes with a vocabulary board.

Vocabulary boards are great for ALL students to **assist with participation and engagement** in group discussions.

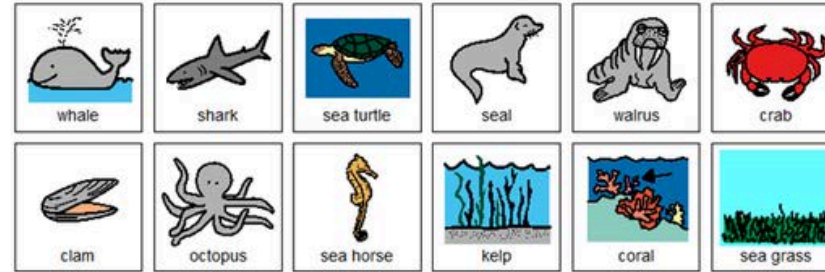
Tips on how to use in the unit!!

What are some things you think the sea dragon might find in the ocean?




Errorless version

Place the following in the circle map on previous page showing things you would find in the ocean.



Place the following in the circle map on previous page **ONLY IF** they are things you would find in the ocean.



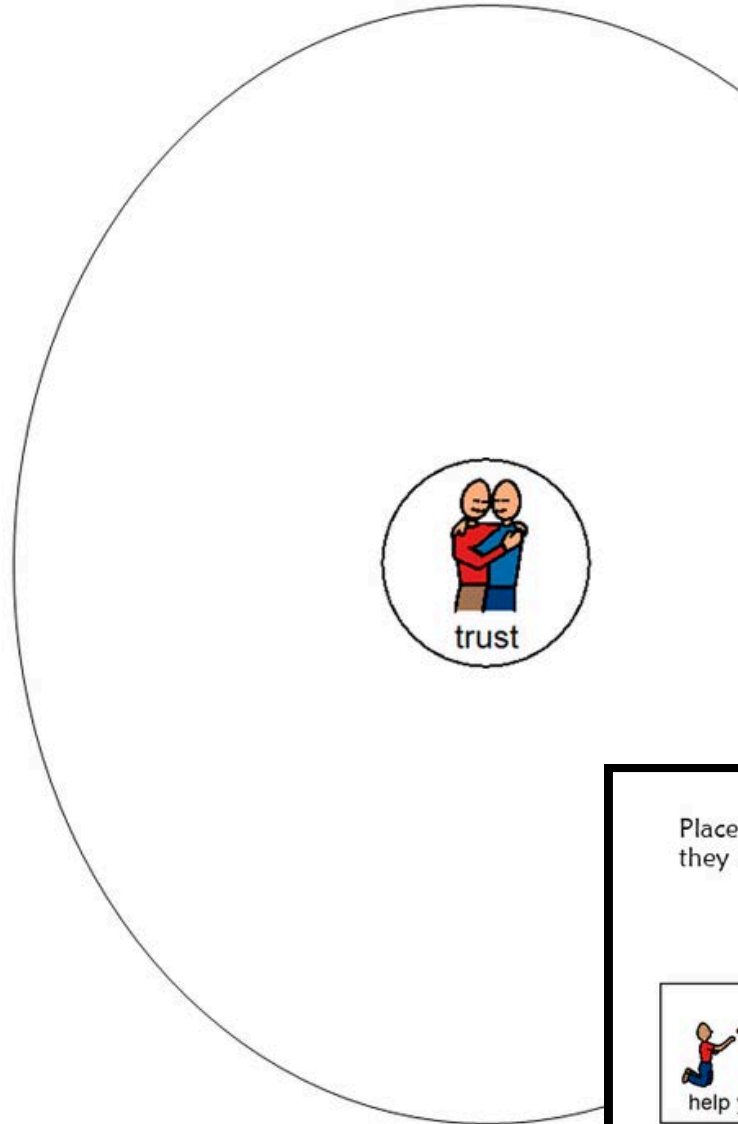
There are circle maps in this unit. Circle maps are a great way for students to see the big idea.

Kino feels like he cannot trust anyone. What are some signs that you can trust someone?

Errorless version

Place the pictures in the circle map on previous page showing things that might make a person seem trustworthy.

help you	share secrets	take care of you	cheer you on	tell the truth
nice	listen to you	make you happy	friend	family



Place the pictures in the circle map on previous page **ONLY IF** they are things that might make a person seem trustworthy.

help you	share secrets	take care of you	cheer you on	jealous
nice	mean	cheat	friend	family
sneaky	listen to you	make you happy	lie	tell the truth

Each circle map comes with 2 choices:

An errorless option with only correct answers

An option that has wrong answers mixed in students will need to set aside.

Some animals are poisonous and some are not. Sort the following animals into those you think may be poisonous and those that are not.




poisonous



safe

Sort the following into the correct column on the previous page. An answer key is provided.



Poisonous

- Cottonmouth
- Green and black poison dart frog
- Black widow spider
- Jellyfish
- scorpion











There are sorting activities.

Directions on how to add color coding for differentiation is included.

There are a lot of examples of personification in this chapter. Match the picture that goes best with each example of personification.

The rainbow painted color across the sky.	<input type="checkbox"/>	The lightning danced across the sky.	<input type="checkbox"/>
The wind was howling in the night.	<input type="checkbox"/>	The gears in the engine screamed.	<input type="checkbox"/>
The moon played hide and seek with the moon.	<input type="checkbox"/>	The alarm clock shook me awake.	<input type="checkbox"/>
The flowers were begging for some water.	<input type="checkbox"/>	The sundae was calling my name.	<input type="checkbox"/>
The fireflies winked to me in the woods.	<input type="checkbox"/>	The robin told me spring was coming.	<input type="checkbox"/>

Match the picture with the personification.

There are matching activities.


Directions on how to add color coding for differentiation are included or a second version is included.

When all hope seemed gone

I remember a time when I was so


. All hope felt

I wanted to



But, I did not! Instead, I called my

Together, we



And, then I felt

again.

Christa Joy, Special Needs for Special Kids

The Picture Communication Symbols ©1981-2019 by Tobii Dynavox. All Rights Reserved
Worldwide. Used with permission. Boardmaker® is a trademark of Tobii Dynavox

29

CH 5

 sad	 frustrated	 exhausted	 worried	 nervous	 tired
 leave	 be alone	 yell	 lay down	 walk away	
 best friend	 dog	 mom	 dad	 grandfather	 teacher
 fixed it	 found it	 figured it out	 found a way	 built it	 tried again
 great	 happy	 excited	 strong	 proud	 safe

Christa Joy, Special Needs for Special Kids

The Picture Communication Symbols ©1981-2019 by Tobii Dynavox. All Rights Reserved
Worldwide. Used with permission. Boardmaker® is a trademark of Tobii Dynavox

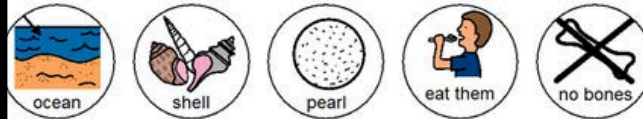
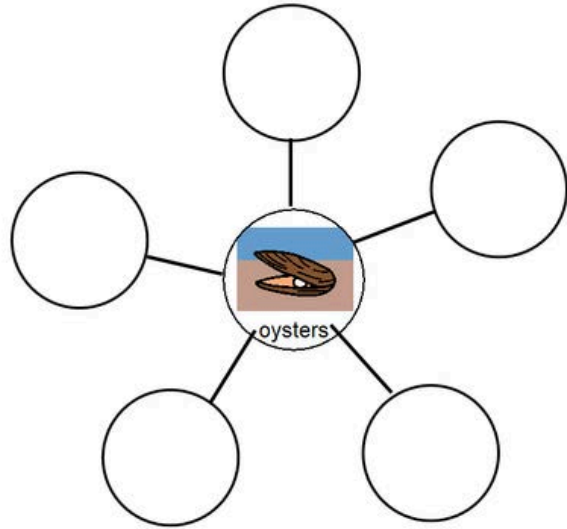
30

CH 5


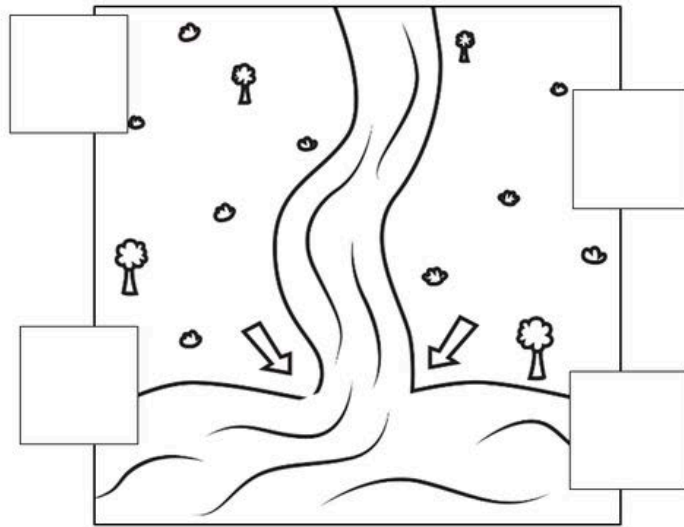
There are writing prompts.

These are errorless activities.

What are some facts about oysters?



Color in the estuary and add the pictures below to show the characteristics of one.



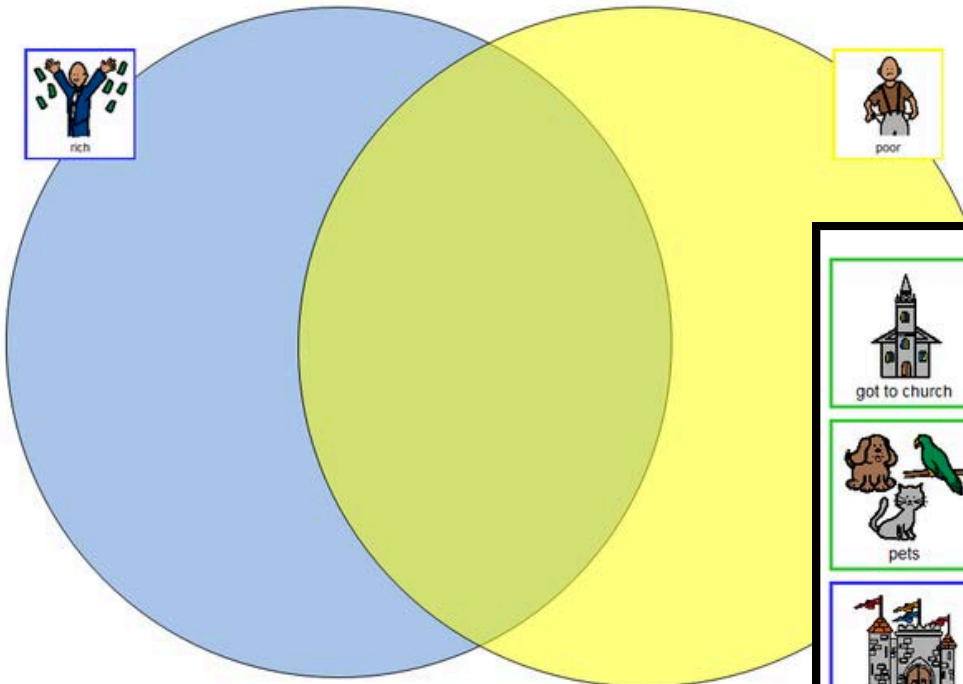
CH 1

CH 2

Christa Joy, Special Needs for Special Kids
The Picture Communication Symbols ©1981-2018 by Tobii Dynavox. All Rights Reserved
Worldwide. Used with permission. Boardmaker® is a trademark of Tobii Dynavox

16

are rich or poor, but some things are poor.



got to church	hungry	lots of money	no money	go to school
pets	work more than one job	family	cruise	jet
vacations	old clothes	hand-me-down	lots of things	holidays

CH 2

Christa Joy, Special Needs for Special Kids
The Picture Communication Symbols ©1981-2018 by Tobii Dynavox. All Rights Reserved
Worldwide. Used with permission. Boardmaker® is a trademark of Tobii Dynavox

12

Because there are so many activities, you can choose the ones that fit your students the best.

Christa Joy, Special Needs for Special Kids The Picture Communication Symbols ©1981-2018 by Tobii Dynavox. All Rights Reserved Worldwide. Used with permission. Boardmaker® is a trademark of Tobii Dynavox

9

1. What type of boats were along the shore?



2. What did the fishing people live in?



3. What was the only valuable thing Kino owned?



4. What did Juana make a poultice from for Coyotito?



5. What was there a bed of just off shore?



6. What did the fishermen hope to find?




7. What causes a pearl to form?




8. What did Kino use to collect the oysters?



9. What did Kino see hidden behind the rocks below the water?



10. Was there a pearl in the large oyster?



This unit does come with comprehension questions. There are 10 questions for every chapter. Each question has 3 picture choices, both in color and black and white.

Answer key included!!