

Special Ed



ALSO INCLUDES GOOGLE SLIDES

Special Needs for Special Kids



For students who:

- are emerging or non-readers
- take alternate assessments
- are in special education
- short-attention span
- lack pre-requisite skills
- benefit from the use of pictures for support
- middle/high school

Montana for Special Education

By
Christa Joy
Special Needs for Special Kids



Table of Contents

Worksheet pages	Activity
4-5	Vocabulary board
6-11	Who am I cards
12-26	Bingo cards
27-30	Circle map
31-37	Id places on a map
38-40	Climate and geography maps
41-44	History Timeline
45-48	Natural resources sorting
59-54	Matching landmarks and people
55-57	Writing prompt
58-62	Close worksheets
63-73	Assessment
74-78	Huckleberry Muffins
79-80	Terms of use

Also included in this resource as separate files:

- Lesson plans
- Links and directions to digital activities
- PowerPoints **(these are the books in the lesson plan)**
- Voice recorded PowerPoint
- Activities in black and white

This unit contains 2 weeks of material in print and digital formats. I have included a detailed lesson plan to help you make the most of everything in this unit including how to add some group activities.

This unit comes in 2 separate files, one in color and one in black and white.

Quick Look

Day	Activity
1	<ul style="list-style-type: none"> • Book • Vocab board activity • Circle map
2	<ul style="list-style-type: none"> • Book • Vocab board activity • Id locations on map
3	<ul style="list-style-type: none"> • Book • Who am I • Climate and Geography
4	<ul style="list-style-type: none"> • Book • Who am I • Timeline
5	<ul style="list-style-type: none"> • Book • Who am I • Close worksheet
6	<ul style="list-style-type: none"> • Book • Who am I activity • Natural resource sorting
7	<ul style="list-style-type: none"> • Book • Bingo • Matching landmarks and people
8	<ul style="list-style-type: none"> • Book • Bingo • Writing prompt
9	<ul style="list-style-type: none"> • Book • Bingo • Close worksheet
10	<ul style="list-style-type: none"> • Assessment • Picture recipe

10 days

The lesson plans contain:

- Overall tips for teaching students with significant needs
- A quick look at what you will do each day
- Detailed instructions on how that day's lesson should run

Day 3

Activity	Notes	Materials
Read or listen to the book: Montana Week 1 (10 minutes)	<ul style="list-style-type: none"> • Read through the story, asking lots of questions • Continue to make connections between book and vocabulary board 	<ul style="list-style-type: none"> • Book • Vocabulary board
Who am I activity (10 minutes) <i>***DIRECTIONS ON HOW TO PLAY***</i>	<ul style="list-style-type: none"> • Give each student a set of Who am I cards • Various options/ways to play, but the goal is to have students hold up the card you are talking about. Sometimes there can be more than one correct answer • Things you can do: <ul style="list-style-type: none"> ○ Hold up a vocabulary card ○ Show a page from the book ○ Point to a symbol on the vocabulary board ○ Verbally describe something about that card • Tell a story as though you were that symbol. Where are you? What do you look like? What colors are you? What are holding? 	<ul style="list-style-type: none"> • Who am I cards (2 sets)
Maps review (5 minutes)	<ul style="list-style-type: none"> • Review the maps completed yesterday 	<ul style="list-style-type: none"> • Maps completed yesterday
Climate and Geography (10 minutes)	<ul style="list-style-type: none"> • Do both the maps showing the climate and geography of various areas in Montana <ul style="list-style-type: none"> ○ Add color coding for students who need more support. ○ Compare to books and globes commonly used in class • Make connections to the book as necessary 	<ul style="list-style-type: none"> • Maps • Scissors • Glue
Sharing (10 minutes)	<ul style="list-style-type: none"> • Each student shares their finished activity with the group using the communication method of their choice 	<ul style="list-style-type: none"> • Completed activity • Communication devices





ChristaJoy, Special Needs for Special Kids
 The Picture Communication Symbols ©1981–2018 by Tobii Dynavox. All Rights Reserved
 Worldwide. Used with permission. Boardmaker® is a trademark of Tobii Dynavox

This unit comes with a vocabulary board.

Vocabulary boards are great for ALL students to assist with participation and engagement in group discussions.

Tips on how to use in the unit!!

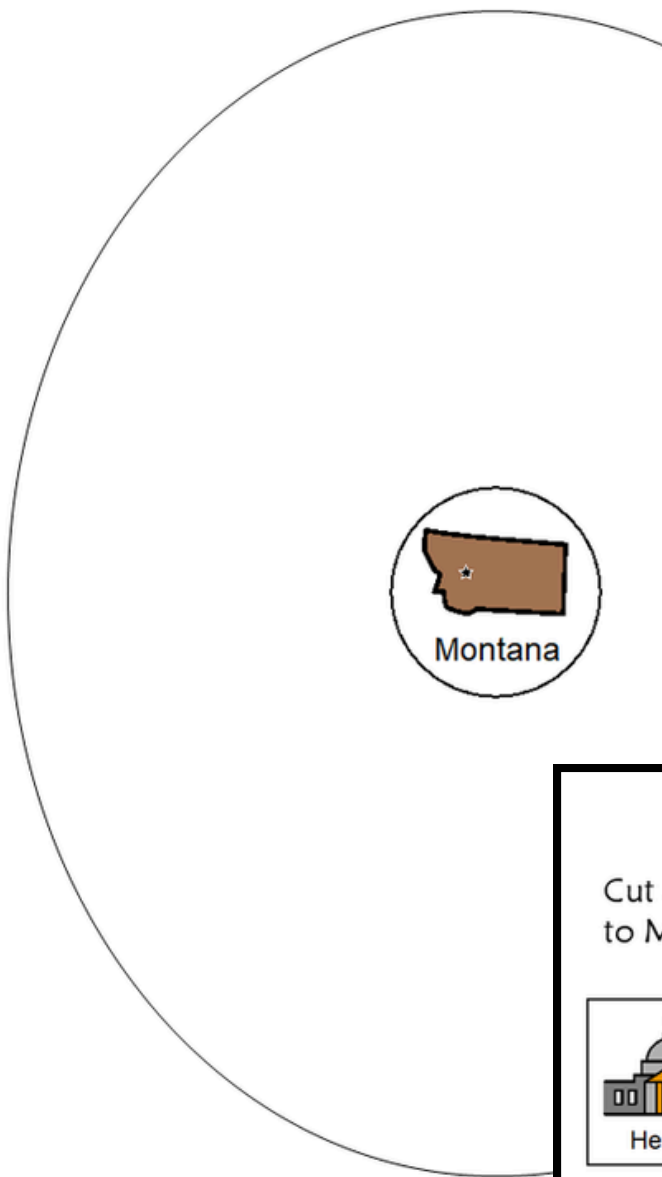
(There are NO vocabulary cards in this unit.)

In fact, Montana holds the world record for the greatest temperature change in 2 hours. In 1972, the temperature in Loma went from -54°F to 49°F in less than a day, an increase of 103° .




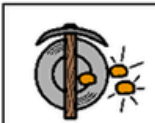







There are 2 books (one for each week) with simple text and engaging photos.

It comes in a PowerPoint version as well as an mp4 (movie) version.

















Errorless version

Cut apart pictures and place in circle map about Montana.

 Helena	 Treasure State	 Big Sky Country	1889	 Glacier Park
 Great Plains	 Rocky Mountains	 Native Americans	 talc	 cows

Cut apart pictures and place in circle map **ONLY IF** they relate to Montana.

 Helena	 ocean	 Big Sky Country	1889	 Glacier Park
 Great Plains	 Rocky Mountains	 hurricane	 talc	 cows
 Everglades	 Treasure State	 Native Americans	 citrus	 lobster

There is a circle map reviewing some main facts about Montana.

Circle maps are a great way for students to see the concept at a glance. There are 2 versions:

- One is errorless
- One has wrong answers mixed in, students will have to set aside

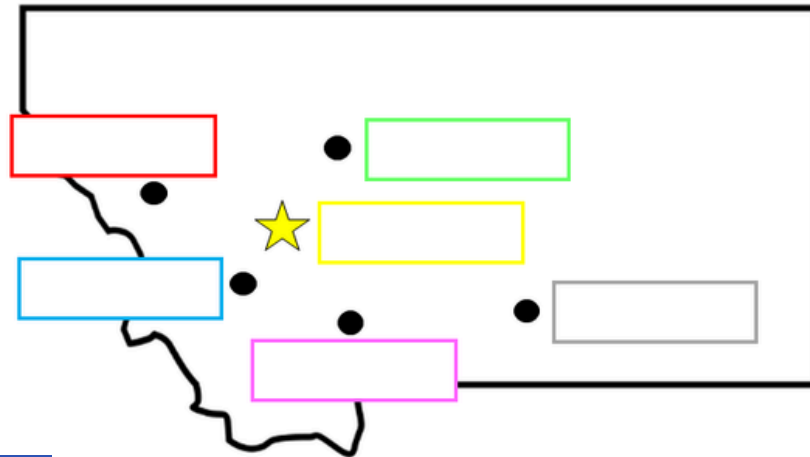
Color in the states using the key.



- Montana red
- North Dakota yellow
- Idaho blue
- Wyoming green
- South Dakota pink

ChristaJoy, Special Needs
The Picture Communication Symbols ©1981-2018
Worldwide. Used with permission. Boardmaker

Label the cities in Montana using the labels.



- Billings
- Helena
- Great Falls
- Butte
- Missoula
- Bozeman

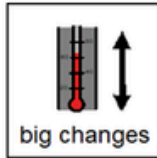

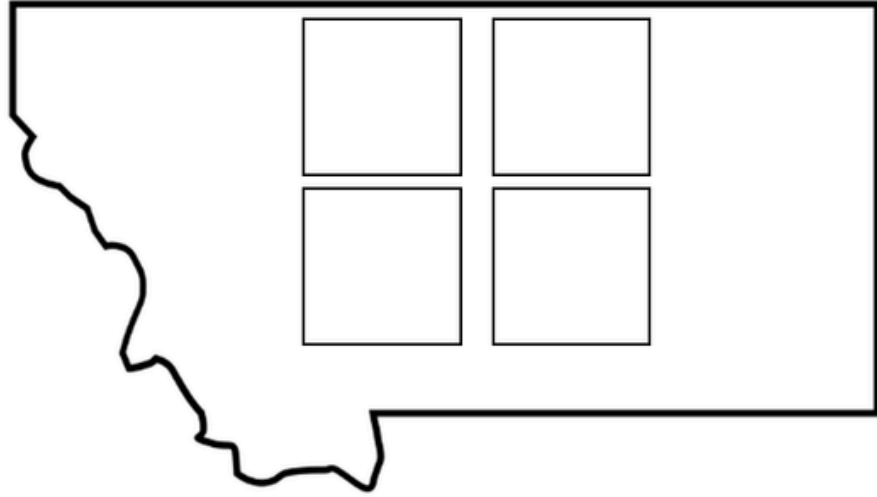
ChristaJoy, Special Needs for Special Kids
The Picture Communication Symbols ©1981-2018 by Tobii Dynavox. All Rights Reserved
Worldwide. Used with permission. Boardmaker® is a trademark of Tobii Dynavox

There are several maps to identify the state, surrounding states, and major cities.

Differentiated versions are included.



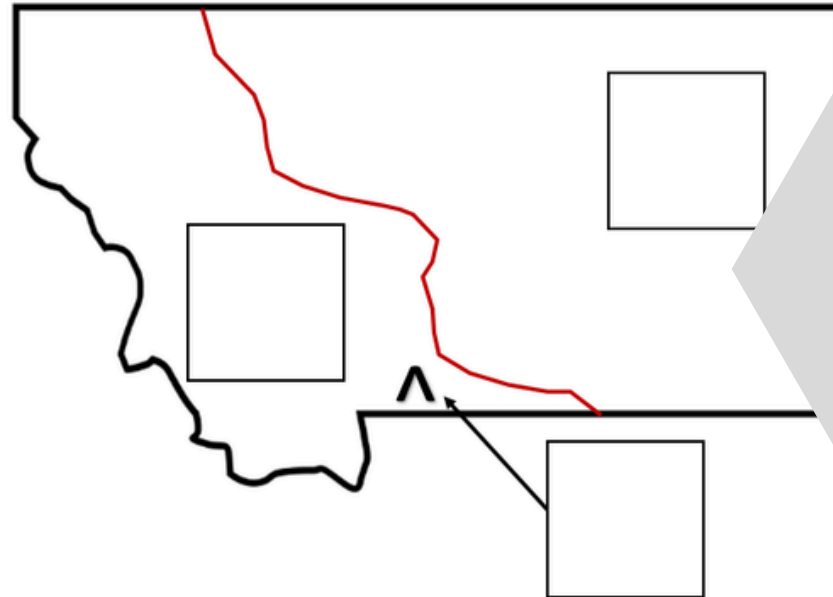
differentiated

What is the weather like in Montana?



Christa Jay, Special Needs for Special Kids
The Picture Communication Symbols ©1981-2019 by Tobii Dynavox. All Rights Reserved Worldwide. Used with permission. Boardmaker® is a trademark of Tobii Dynavox.

Label in the geographic features of Montana.




Christa Jay, Special Needs for Special Kids
The Picture Communication Symbols ©1981-2019 by Tobii Dynavox. All Rights Reserved Worldwide. Used with permission. Boardmaker® is a trademark of Tobii Dynavox.

Students will identify how the climate and geography change across the state.

Montana History

1803 1805 1862 1864 1876 1889

--	--	--	--	--	--



Christa Joy, Special Needs for Special Kids
The Picture Communication Symbols ©1981-2019 by Tobii Dynavox. All Rights Reserved Worldwide. Used with permission. Boardmaker® is a trademark of Tobii Dynavox.

Montana History

1803 1805 1862 1864 1876 1889

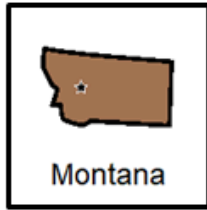
--	--	--	--	--	--



Christa Joy, Special Needs for Special Kids
The Picture Communication Symbols ©1981-2019 by Tobii Dynavox. All Rights Reserved Worldwide. Used with permission. Boardmaker® is a trademark of Tobii Dynavox.

Students will complete a timeline of the main events that have happened in this state's history. There is a color-coded version included (shown here).






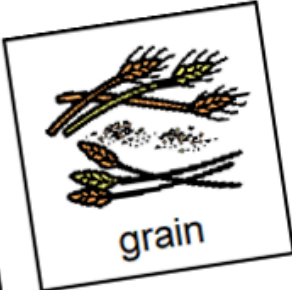
Montana




NOT Montana



corn




grain




citrus




hay



cattle



sugar beets




coconut




bananas




mushrooms




sheep



talc



turkeys



cars



forest











tourism



lobster

Students will sort resources that do and do not come out of this state. These are covered in the books. Suggestions for differentiation are included.

What would you see at each landmark in Montana?









 Glacier Park	<input type="text"/>	 Glacier Park	<input type="text"/>
 Helena	<input type="text"/>	 Flathead Lake Park	<input type="text"/>
 Little Bighorn Battlefield	<input type="text"/>	 Little Bighorn Battlefield	<input type="text"/>
 Virginia City	<input type="text"/>	 Museum of Rockies	<input type="text"/>

What is each person from Montana famous for?







Gary Cooper	<input type="text"/>	John Horner	<input type="text"/>
Evel Knievel	<input type="text"/>	Jeannette Rankin	<input type="text"/>
Martha Raye	<input type="text"/>	Dana Carvey	<input type="text"/>

Students will complete 2 matching activities that look at landmarks and famous people.

Match the item to each landmark on the previous page.

 Guardian of the Gulch	 Garden Wall	 Tyrannosaurus Rex	 Indian Memorial
 lake	 Calvary Memorial	 old post office	 Going-to-the-Sun Rd

Match what each person is famous for on the previous page.

 actor	 paleontologist	 House of Representatives
 motorcycle jumps	 singer	 Wayne's World

My trip

I traveled to Montana, so I went to see

went with me.



We also went to see the



I got a to remember my trip.

Visiting Montana made me feel .

Christa Joy, Special Needs for Special Kids The Picture Communication Symbols ©1981-2019 by Tobii Dynavox. All Rights Reserved Worldwide. Used with permission. Boardmaker® is a trademark of Tobii Dynavox

 Glacier Park	 Helena	 Flathead Lake Park	 Virginia City	 Big Sky Resort
 parents	 grandparents	 best friend	 family	 class
 Guardian of the Gulch	 Museum of Rockies	 Little Bighorn Battlefield	 Lewis & Clark Caverns	 Indian Memorial
 scrapbook	 photo	 postcard	 keychain	 poster
 patriotic	 proud	 great	 thankful	 happy

Christa Joy, Special Needs for Special Kids The Picture Communication Symbols ©1981-2019 by Tobii Dynavox. All Rights Reserved Worldwide. Used with permission. Boardmaker® is a trademark of Tobii Dynavox

There is a writing prompt for students to write about taking a trip to see Montana. This is an errorless activity.



Who am I cards

- Give each student a set of Who am I cards
- Various options/ways to play, but the goal is to have students hold up the card you are talking about. Sometimes there can be more than one correct answer
- Things you can do:
 - Hold up a who am I card
 - Show a page from the book
 - Point to a symbol on the vocabulary board
 - Verbally describe something about Montana.
- Tell a story as though you were visiting Montana.
 - What do you see?
 - What is the weather like?
 - What plants or animals do you see?
 - Where do you live (city or country)?
 - What are you eating?

The Picture Company
Worldwide, U.S.A.



Flathead Lake park



Little Bighorn Battlefield



Museum of the Rockies



Big Sky Resort

Group activity








There are large cards and directions for playing a "Who am I?" group activity.

Bingo cards




- Included are 10 Bingo cards in color and 10 Bingo cards in BW.
- Place the cards in page protectors or laminate for long term use.
- **Cut one board apart to use as calling cards.**
- This is a great way to practice the new vocabulary included in this unit.
- Cut apart a set of the vocabulary cards to use as the calling cards.
- Options:
 - Show students the picture for them to match
 - Read the definition and see if students can find the matching picture
 - Work as teams
 - Vary the "winning" patterns.
 - Cover all
 - Cover corners
 - Row across or down
 - Cover the edges
 - Vary the ways to mark the card
 - Place in page protector or laminate and use dry erase markers
 - Stickers
 - Post-it notes
 - Dot markers

Montana

 tourism	 cows	 Museum of the Rockies	 Little Bighorn
 Flathead Lake	 flag	 Treasure State	 Glacier Park
 Montana	 Big Sky Resort	 Helena	 Rocky Mountain
 Guardian of the Gulch	 Great Plains	 talc	 Granite Peak

Group activity

There are 10 color and 10 black and white Bingo cards included plus 10 different ways to use them and play Bingo. There are calling cards included. This is a great way to review vocabulary.



Great Plains



flag



Montana

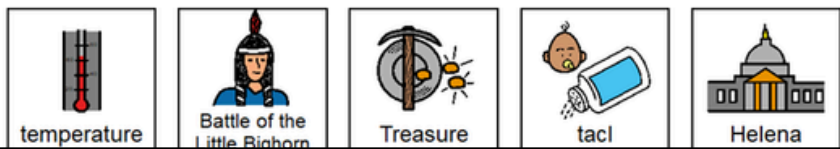


Guardian of the Gulch

Calling cards included

Montana (week 1)

1. is the capital of Montana.
2. Montana is know as the state.
3. The was battle between Native Americans and the US Army.
4. Montana holds the world record for the greatest change in 24 hours.
5. Montana produces the most in the world and is used in cosmetics.



Montana (week 2)

1. is on the Canadia border and a popular site to visit.
2. At the Museum of the Rockies, you can see the largest the world.
3. The became Montana's first state park and over Lewis and Clark's path.
4. A frontier county has less than people per square mile.
5. There are twice as many living in Montana than people.



Close worksheets are a great informal assessment. This unit has one for each week. Suggestions for differentiation are included.

Answer key included.

1. What is the capital of Montana?



Helena



Washington, D.C.



Billings

2. What is the nickname for Montana?



Cowboy State



Cow State



Treasure State

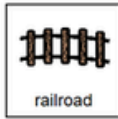
3. What brought settlers to Montana in 1862?



talc

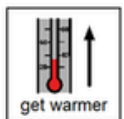


gold



railroad

4. What can the Chinook winds do to the temperature?



get warmer



get colder

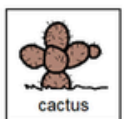


freezing

5. What is much of the state covered in and contributes to the state's economy?



swamp



cactus

Christa Joy, Special Needs for Spe
The Picture Communication Symbols ©1981-2019 by Tot
Worldwide. Used with permission. Boardmaker® is a

Print onto cardstock or mount on index cards. Cut pictures apart and show student answer choices for each question.

Q 7



Glacier Park



Flathead Lake park



Little Bighorn Battlefield



Everglades



Statue of Liberty



Museum the F



Mexicans



African Americans

1. What is the capital of Montana?

- A. Helena
- B. Washington, DC
- C. Billings

2. What is the nickname for Montana?

- A. Cowboy State
- B. Cow State
- C. Treasure State

3. What brought settlers to Montana in 1862?

- A. Talc
- B. Gold
- C. Railroad

4. What can the Chinook winds do to the temperature?

- A. Get warmer
- B. Get colder
- C. Freezing

5. What is much of the state covered in and contributes to the state's economy?

- A. Swamp
- B. Cactus
- C. Forests

FINALLY the assessment!!








There are 3 versions.

- 10 questions with 3 picture choices for each question
- cut out the answer choices and glue them on index cards
- traditional multiple choice

Answer key included.

Group activity

Ingredient Labels

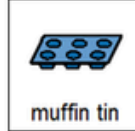
 flour	 sugar	 baking powder
 salt	 egg	 milk
 butter	 huckleberries	

Christa Joy, Special Needs for Special Kids
The Picture Communication Symbols ©1981-2021 by Tobii Dynavox. All Rights Reserved
Worldwide. Used with permission. Boardmaker® is a trademark of Tobii Dynavox

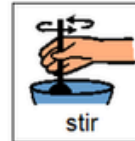
Recipe







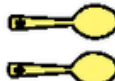



1. Preheat oven to 375



2. Grease muffin tin



3. Mix in bowl 1:

 2 cups	 flour	<input type="checkbox"/>
 1 tablespoon	 baking powder	<input type="checkbox"/>
 2 tablespoons	 sugar	<input type="checkbox"/>
 1/2 teaspoon	 salt	<input type="checkbox"/>

Christa Joy, Special Needs for Special Kids
The Picture Communication Symbols ©1981-2021 by Tobii Dynavox. All Rights Reserved
Worldwide. Used with permission. Boardmaker® is a trademark of Tobii Dynavox

Included is a simple picture recipe for a Huckleberry Muffins.

This will wrap up this 2-week unit.



Montana

Week 1

By Christa Joy

This unit also includes digital versions of the activities.

Students can watch a movie book version of the book rather than printing it out.



Great for review

6. Circle the industries and natural resources we get from Montana.



7. Circle the landmarks you might see when you visit Montana.



8. There is a large population of _____ living in Montana.



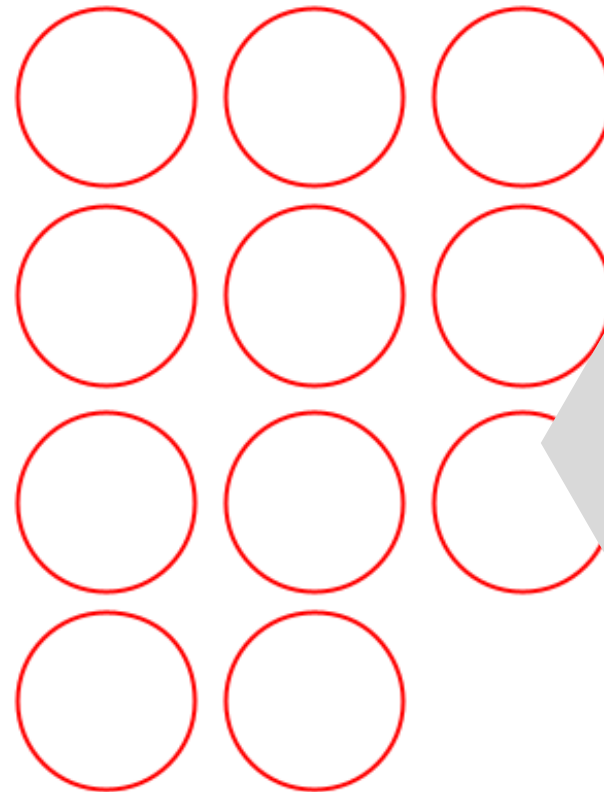
9. The shortest _____ in the world is located in Montana.



10. True or False. Montana has its own version of oatmeal.

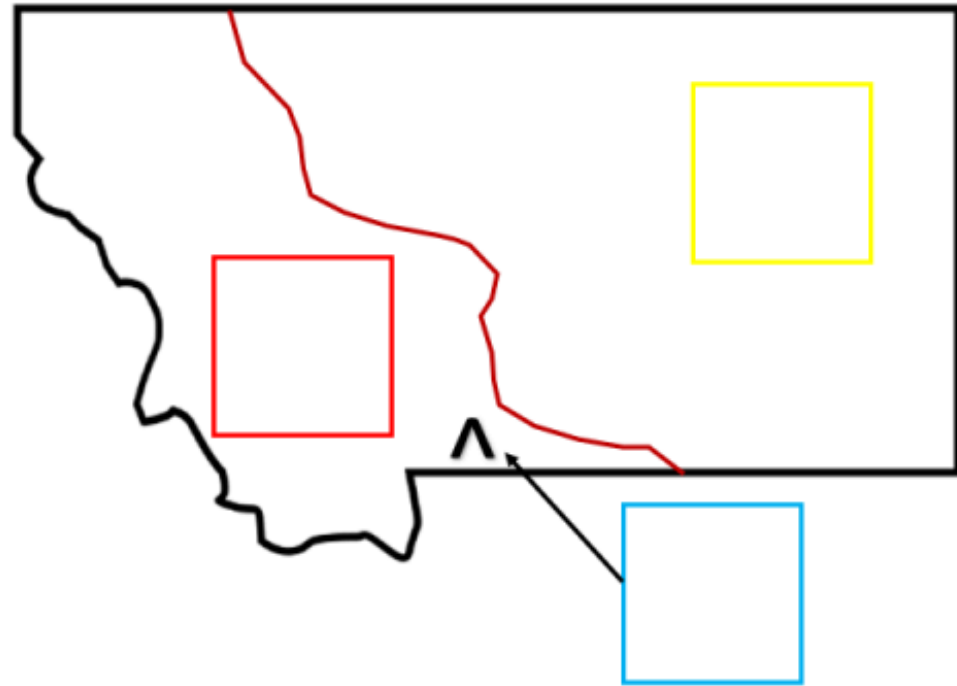


Circle the correct answer.



Each activity is set up so students can click and drag answers. No typing is required.

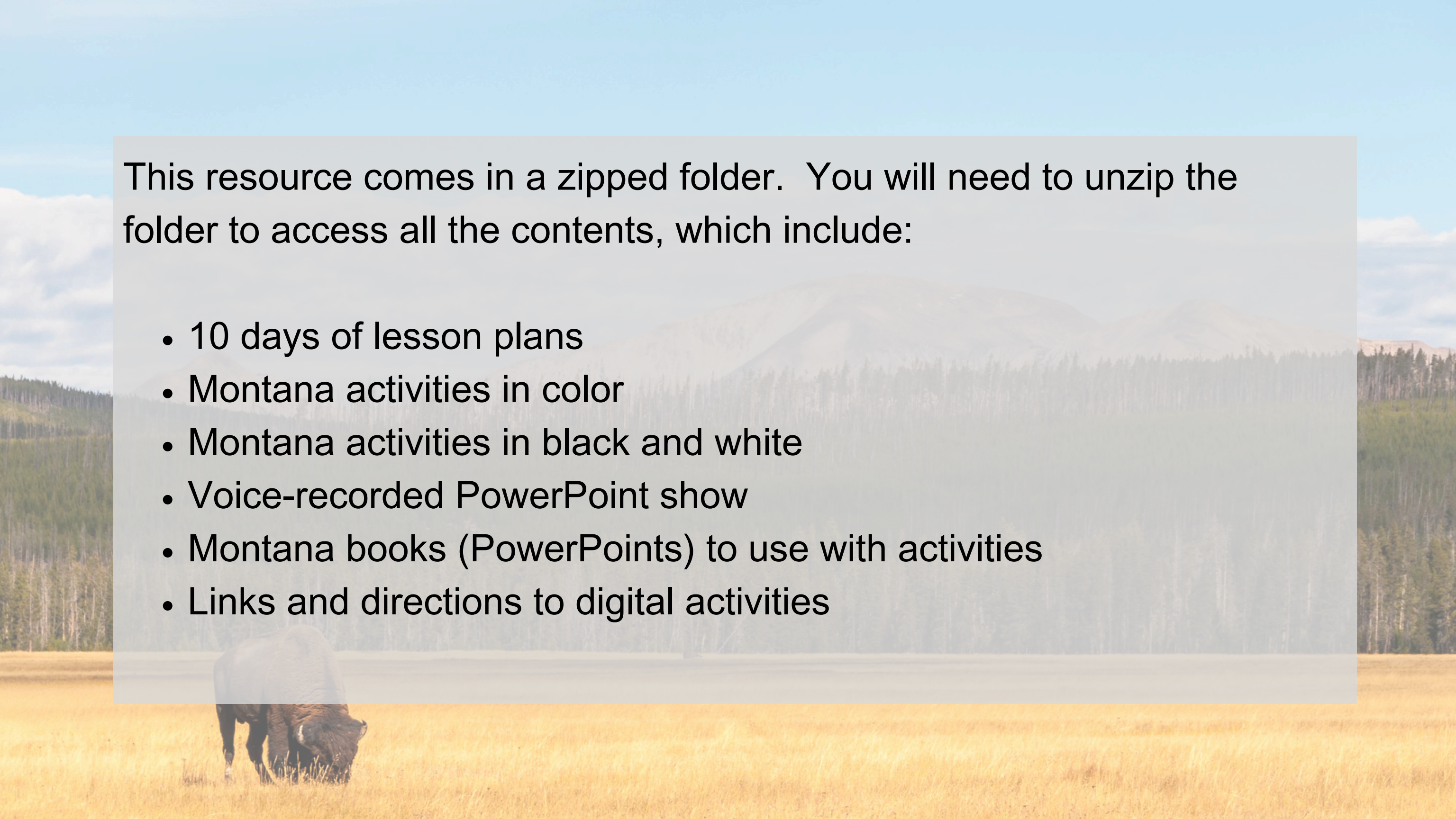
Perfect for every learning level



What is the geography like in different parts of Montana?




The second set of slides uses color for differentiation and extra support for students who may need it. Mix and match slides from both sets to make the perfect set for each student.



This resource comes in a zipped folder. You will need to unzip the folder to access all the contents, which include:

- 10 days of lesson plans
- Montana activities in color
- Montana activities in black and white
- Voice-recorded PowerPoint show
- Montana books (PowerPoints) to use with activities
- Links and directions to digital activities



Starting in August 2023, I am starting on a project to create a 2-week unit for each state.

I am doing these in order of popularity.

If you would like me to do a unit on your state, send me an email at specialneedsforspecialkids@gmail.com. I will add it to the list.

I do plan to complete all the states at a rate of 1 per week.