

Special Ed



ALSO INCLUDES GOOGLE SLIDES

Special Needs for Special Kids



For students who:

- are emerging or non-readers
- take alternate assessments
- are in special education
- short-attention span
- lack pre-requisite skills
- benefit from the use of pictures for support
- middle/high school

Idaho for Special Education

By
Christa Joy
Special Needs for Special Kids



Table of Contents

Worksheet pages	Activity
4-5	Vocabulary board
6-11	Who am I cards
12-26	Bingo cards
27-30	Circle map
31-37	Id places on a map
38-40	Climate and geography maps
41-44	History Timeline
45-48	Natural resources sorting
59-54	Matching landmarks and people
55-57	Writing prompt
58-62	Close worksheets
63-73	Assessment
74-77	Cheesy Potatoes
78-79	Terms of use

Also included in this resource as separate files:

- Lesson plans
- Links and directions to digital activities
- PowerPoints (**these are the books in the lesson plan**)
- Voice recorded PowerPoint
- Activities in black and white

This unit contains 2 weeks of material in print and digital formats. I have included a detailed lesson plan to help you make the most of everything in this unit including how to add some group activities.

This unit comes in 2 separate files, one in color and one in black and white.

Quick Look

Day	Activity
1	<ul style="list-style-type: none"> • Book • Vocab board activity • Circle map
2	<ul style="list-style-type: none"> • Book • Vocab board activity • Id locations on map
3	<ul style="list-style-type: none"> • Book • Who am I • Climate and Geography
4	<ul style="list-style-type: none"> • Book • Who am I • Timeline
5	<ul style="list-style-type: none"> • Book • Who am I • Close worksheet
6	<ul style="list-style-type: none"> • Book • Who am I activity • Natural resource sorting
7	<ul style="list-style-type: none"> • Book • Bingo • Matching landmarks and people
8	<ul style="list-style-type: none"> • Book • Bingo • Writing prompt
9	<ul style="list-style-type: none"> • Book • Bingo • Close worksheet
10	<ul style="list-style-type: none"> • Assessment • Picture recipe

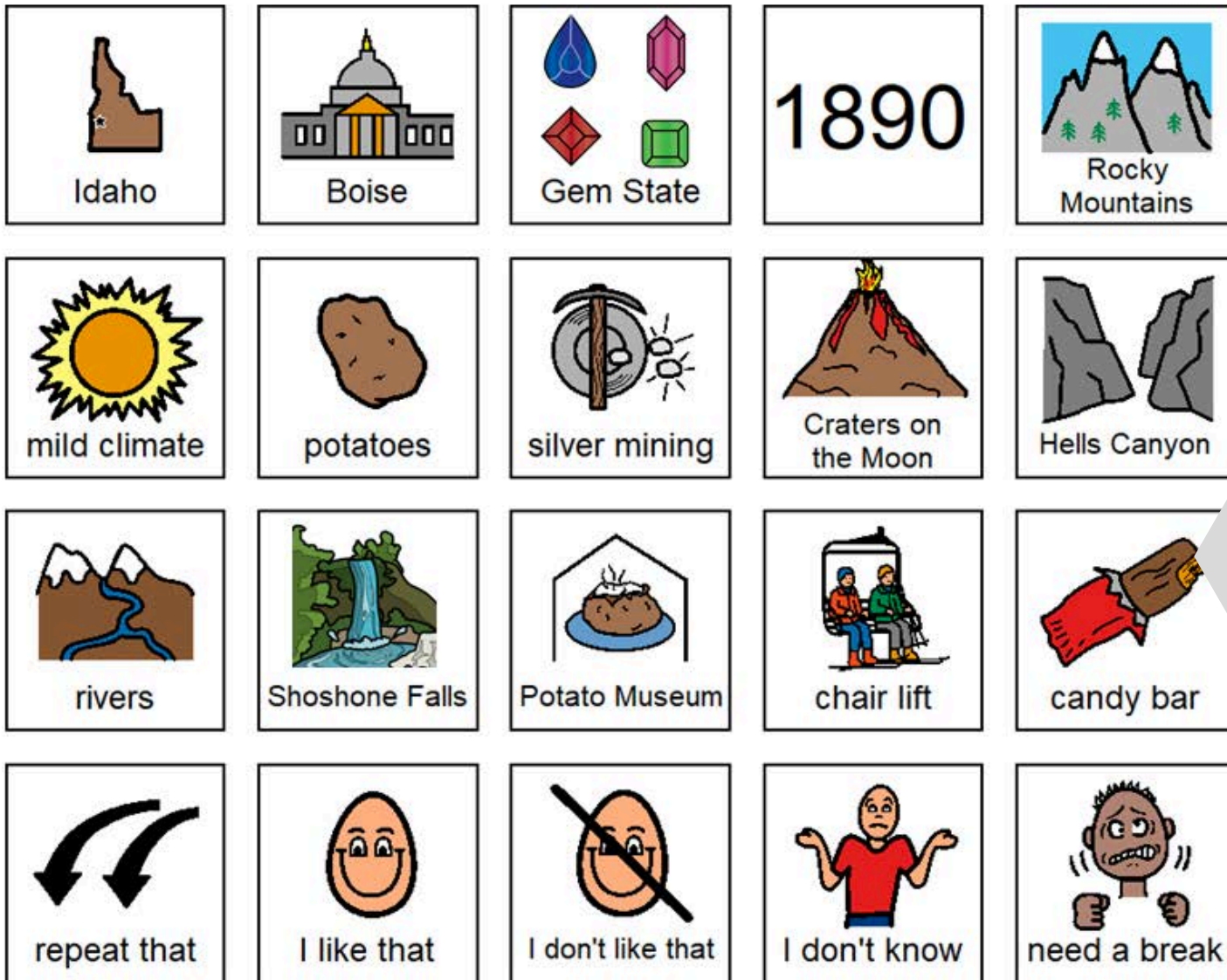
Day 7

Activity	Notes	Materials
Read or listen to the book: Idaho week 2 (10 minutes)	<ul style="list-style-type: none"> • Read through the story, asking lots of questions • Continue to make connections between book and vocabulary board 	<ul style="list-style-type: none"> • Book • Vocabulary board
Bingo (15 minutes)	<ul style="list-style-type: none"> • See separate pdf for Bingo cards and directions • For different ways to play Bingo and use the cards go here: https://specialneedsforspecialkids.org/2022/01/31/10-ways-to-play-bingo-in-your-special-education-classroom/ 	<ul style="list-style-type: none"> • Bingo b • markers
Sorting activity review (5 minutes)	<ul style="list-style-type: none"> • Review the sorting activity completed yesterday 	<ul style="list-style-type: none"> • Sorting activity completed yesterday
Matching activity (10 minutes)	<ul style="list-style-type: none"> • Complete both matching activities looking at what students would see at which landmark and what each person is famous for <ul style="list-style-type: none"> ◦ Add color-coding for students who need more support • Make connections to the book as necessary 	<ul style="list-style-type: none"> • Matching activities • Scissors • Glue
Sharing (10 minutes)	<ul style="list-style-type: none"> • Each student shares their finished activity with the group using the communication method of their choice 	<ul style="list-style-type: none"> • Completed activity • Communication devices

10 days

The lesson plans contain:

- Overall tips for teaching students with significant needs
- A quick look at what you will do each day
- Detailed instructions on how that day's lesson should run



ChristaJoy, Special Needs for Special Kids
 The Picture Communication Symbols ©1981–2018 by Tobii Dynavox. All Rights Reserved
 Worldwide. Used with permission. Boardmaker® is a trademark of Tobii Dynavox

This unit comes with a vocabulary board.

Vocabulary boards are great for ALL students to assist with participation and engagement in group discussions.

Tips on how to use in the unit!!

(There are NO vocabulary cards in this unit.)

Shoshone Falls in on the Snake River near Twin Falls and is considered the Niagara of the West. Best viewed in spring, you can see the impressive 212 foot drop as the water cascades downward. It first drew tourists in the 1800s, as people traveling on the Oregon Trail would stop here to rest.




There are 2 books (one for each week) with simple text and engaging photos.


It comes in a PowerPoint version as well as an mp4 (movie) version.

Errorless version

Cut apart pictures and place in circle map about Idaho.



Cut apart pictures and place in circle map **ONLY IF** they relate to Idaho.



There is a circle map reviewing some main facts about Idaho.

Circle maps are a great way for students to see the concept at a glance. There are 2 versions:

- One is errorless
- One has wrong answers mixed in, students will have to set aside

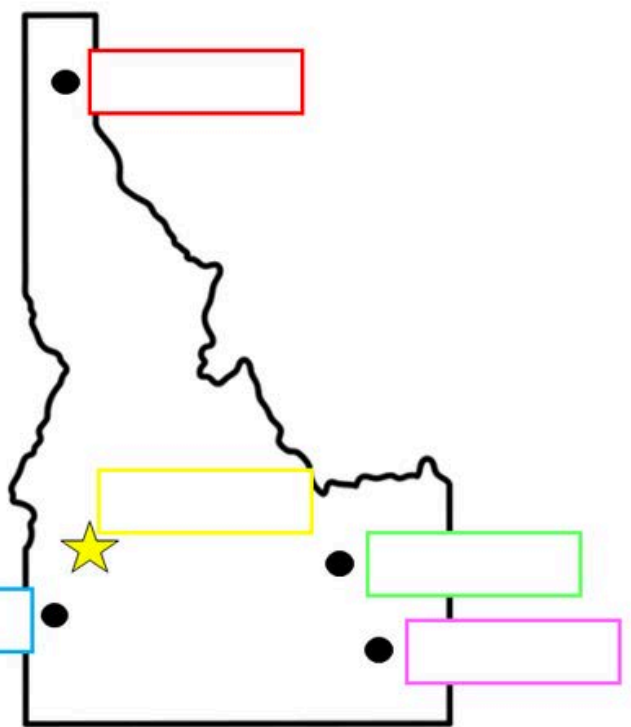
Color in the states using the key.



- Idaho red
- Washington yellow
- Oregon blue
- Nevada green
- Utah pink
- Wyoming orange
- Montana brown

Christa Joy, Special Needs
The Picture Communication Symbols ©1981-2018 by Tobii Dynavox. All Rights Reserved
Worldwide. Used with permission. Boardmaker® is a trademark of Tobii Dynavox

Label the cities in Idaho using the labels.



- Sandpoint
- Boise
- Nampa
- Idaho Falls
- Pocatello


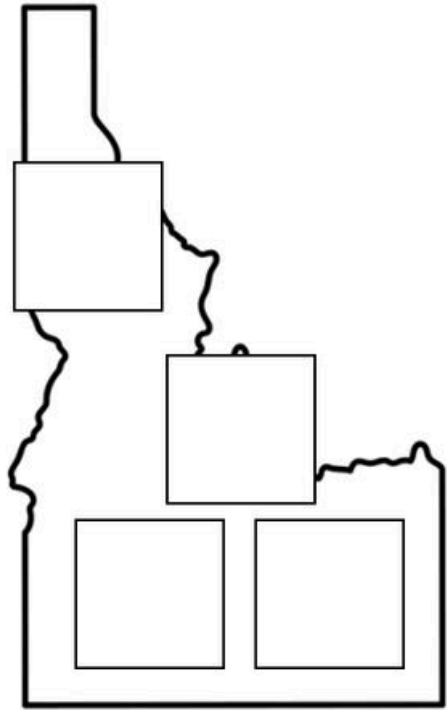
Christa Joy, Special Needs for Special Kids
The Picture Communication Symbols ©1981-2018 by Tobii Dynavox. All Rights Reserved
Worldwide. Used with permission. Boardmaker® is a trademark of Tobii Dynavox

There are several maps to identify the state, surrounding states, and major cities.

Differentiated versions are included.

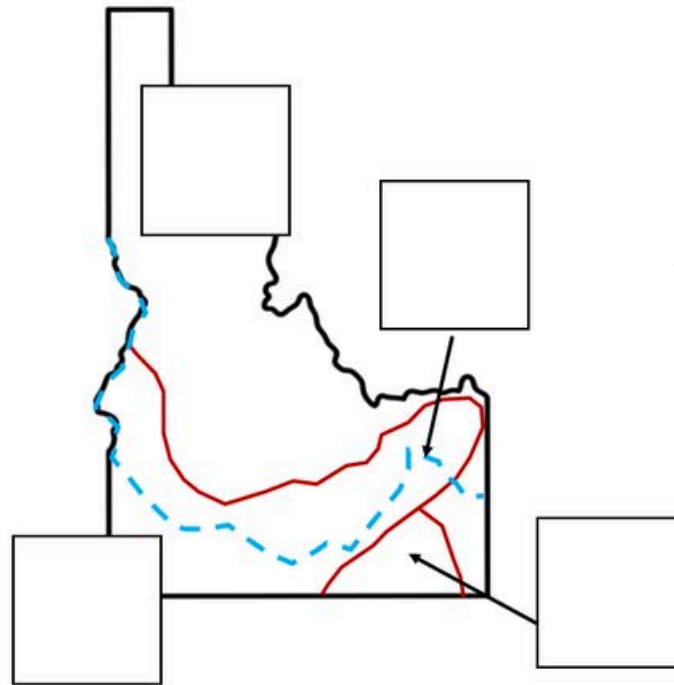
differentiated

What is the weather like in Idaho?



Christa Joy, Special Needs for Special Kids
The Picture Communication Symbols ©1981-2019 by Tobii Dynavox. All Rights Reserved. Worldwide. Used with permission. Boardmaker® is a trademark of Tobii Dynavox.

Label in the geographic features of Idaho.



Christa Joy, Special Needs for Special Kids
The Picture Communication Symbols ©1981-2019 by Tobii Dynavox. All Rights Reserved. Worldwide. Used with permission. Boardmaker® is a trademark of Tobii Dynavox.

Students will identify how the climate and geography change across the state.

Idaho History

1805 1818 1830s 1846 1860 1863 1890

--	--	--	--	--	--	--



Christa Joy, Special Needs for Special Kids
The Picture Communication Symbols ©1981-2019 by Tobii Dynavox. All Rights Reserved Worldwide. Used with permission. Boardmaker® is a trademark of Tobii Dynavox.

Idaho History

1805 1818 1830s 1846 1860 1863 1890

--	--	--	--	--	--	--



Christa Joy, Special Needs for Special Kids
The Picture Communication Symbols ©1981-2019 by Tobii Dynavox. All Rights Reserved Worldwide. Used with permission. Boardmaker® is a trademark of Tobii Dynavox.

















Students will complete a timeline of the main events that have happened in this state's history. There is a color-coded version included (shown here).



Idaho



NOT Idaho

 potatoes	 citrus	 onions	 peas
 coconut	 cherries	 sheep	 bananas
 cattle	 silver	 mushrooms	 turkeys
 cars	 lobster	 forests	 tourism

Christa Joy, Special Needs for Special Kids









The Picture Communication Symbols ©1981–2018 by Tobii Dynavox. All Rights Reserved
Worldwide. Used with permission. Boardmaker® is a trademark of Tobii Dynavox

Students will sort resources that do and do not come out of this state. These are covered in the books. Suggestions for differentiation are included.

What would you see at each landmark in Idaho?

 Crater of the Moon	<input type="text"/>	 Crater of the Moon	<input type="text"/>
 Hells Canyon	<input type="text"/>	 Sun Valley	<input type="text"/>
 Silver City	<input type="text"/>	 Snake River	<input type="text"/>
 Bear River Massacre	<input type="text"/>	 Potato Museum	<input type="text"/>

Match the item to each landmark on the previous page.

 Shoshone Falls	 caves	 monument	 chairlift
 Snake River	 ghost town motel	 lava field	 largest potato chip

What is each person from Idaho famous for?

Gutzon Borglum	<input type="text"/>	Harmon Killebrew	<input type="text"/>
Ezra Pound	<input type="text"/>	Sacagawea	<input type="text"/>
Joe Albertson	<input type="text"/>	Sarah Palin	<input type="text"/>
James F. Reilly	<input type="text"/>	Picabo Street	<input type="text"/>

Match what each person is famous for on the previous page.

 Mount Rushmore	 governor	 astronaut	 writer
 guide	 grocery store	 baseball player	 skier

Students will complete 2 matching activities that look at landmarks and famous people.

My trip

I traveled to Idaho, so I went to see

went with me.



We also went to see the

I got a to remember my trip.



Visiting Idaho made me feel

Christa Joy, Special Needs for Special Kids The Picture Communication Symbols ©1981-2019 by Tobii Dynavox. All Rights Reserved Worldwide. Used with permission. Boardmaker® is a trademark of Tobii Dynavox

 Shoshone Falls	 Hells Canyon	 Sun Valley	 Silver City	 Bear River Massacre
 parents	 grandparents	 best friend	 family	 class
 lava field	 largest potato chip	 Potato Museum	 ghost town motel	 Crater of the Moon
 scrapbook	 photo	 postcard	 keychain	 poster
 patriotic	 proud	 great	 thankful	 happy

Christa Joy, Special Needs for Special Kids The Picture Communication Symbols ©1981-2019 by Tobii Dynavox. All Rights Reserved Worldwide. Used with permission. Boardmaker® is a trademark of Tobii Dynavox

There is a writing prompt for students to write about taking a trip to see Idaho. This is an errorless activity.

Who am I cards

- Give each student a set of Who am I cards
- Various options/ways to play, but the goal is to have students hold up the card you are talking about. Sometimes there can be more than one correct answer
- Things you can do:
 - Hold up a who am I card
 - Show a page from the book
 - Point to a symbol on the vocabulary board
 - Verbally describe something about Idaho.
- Tell a story as though you were visiting Idaho.
 - What do you see?
 - What is the weather like?
 - What plants or animals do you see?
 - Where do you live (city or country)?
 - What are you eating?


The Picture Communica
Worldwide. Used w



Boise



Crater of the Moon



Hells Canyon



Potato Museum

Group activity




There are large cards and directions for playing a "Who am I?" group activity.

Bingo cards



- Included are 10 Bingo cards in color and 10 Bingo cards in BW.
- Place the cards in page protectors or laminate for long term use.
- **Cut one board apart to use as calling cards.**
- This is a great way to practice the new vocabulary included in this unit.
- Cut apart a set of the vocabulary cards to use as the calling cards.
- Options:
 - Show students the picture for them to match
 - Read the definition and see if students can find the matching picture
 - Work as teams
 - Vary the "winning" patterns.
 - Cover all
 - Cover corners
 - Row across or down
 - Cover the edges
 - Vary the ways to mark the card
 - Place in page protector or laminate and use dry erase markers
 - Stickers
 - Post-it notes
 - Dot markers

Idaho

 flag	 Rocky Mountains	 Silver City	 Shoshone Falls
 candy bar	 Snake River	 Hells Canyon	 Silver mining
 tourism	 potatoes	 Craters of the Moon	 Idaho
 chairlift	 Gem State	 Boise	 Potato Museum

Group activity

There are 10 color and 10 black and white Bingo cards included plus 10 different ways to use them and play Bingo. There are calling cards included. This is a great way to review vocabulary.



silver mining



flag



Idaho






Silver City

Calling cards included

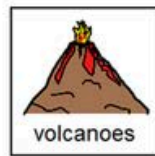



Idaho (week 1)

1. is the capital of Idaho.
2. Idaho is know as the state.
3. The state name, Idaho is a word.
4. Idaho grows the most in the US.
5. The most amount of is mined in Idaho.



Idaho (week 2)

1. The Craters of the Moon was formed by .
2. The first operated at Sun Valley Resort.
3. The is called the Niagara of the West.
4. The crosses the entire state of Idaho.
5. You can see the world's largest potato chip at the .



Close worksheets are a great informal assessment. This unit has one for each week. Suggestions for differentiation are included.

Answer key included.

1. What is the capital of Idaho?




2. What is the nickname for Idaho?



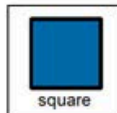
3. Who did the US share the area that included Idaho with until 1846?



4. Idaho produces the most _____ in the country.




5. What is unique about the state seal of



Print onto cardstock or mount on index cards. Cut pictures apart and show student answer choices for each question.

Q 7



1. What is the capital of Idaho?

- A. Washington DC
- B. Boise
- C. Sun Valley

2. What is the nickname for Idaho?

- A. Mountain State
- B. Chairlift State
- C. Gem State

3. Who did the US share the area that included Idaho with until 1846?

- A. Germany
- B. Britain
- C. Mexicans

4. Idaho produces the most what in the country?

- A. Cotton
- B. Tobacco
- C. Potato

5. What is unique about the state seal of Idaho?

- A. Designed by a woman
- B. Square
- C. Has a buffalo

FINALLY the assessment!!
There are 3 versions.

- 10 questions with 3 picture choices for each question
- cut out the answer choices and glue them on index cards
- traditional multiple choice

Answer key included.


Ingredient Labels



condensed cream of chicken soup



sour cream



onions



butter

Christa Joy, Special Needs for Special Kids
The Picture Communication Symbols ©1981-2022 by Tobii Dynavox. All Rights Reserved
Worldwide. Used with permission. Boardmaker® is a trademark of Tobii Dynavox.







Group activity


Included is a simple picture recipe for a Cheesy Potatoes.

This will wrap up this 2-week unit.

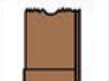





1. In a crockpot, combine:

- | | | |
|---|--|--------------------------|
| 10 3/4
ounce can |  | <input type="checkbox"/> |
| 1 cup |  | <input type="checkbox"/> |
|  |  | <input type="checkbox"/> |
| 1/4 cup |  | <input type="checkbox"/> |
| |  | <input type="checkbox"/> |



2. Add:

- | | | |
|---|---|--------------------------|
|  |  | <input type="checkbox"/> |
| 2 cups |  | <input type="checkbox"/> |



3. Cook on low until potatoes are tender, 4-5 hours.

Christa Joy, Special Needs for Special Kids
The Picture Communication Symbols ©1981-2022 by Tobii Dynavox. All Rights Reserved
Worldwide. Used with permission. Boardmaker® is a trademark of Tobii Dynavox.

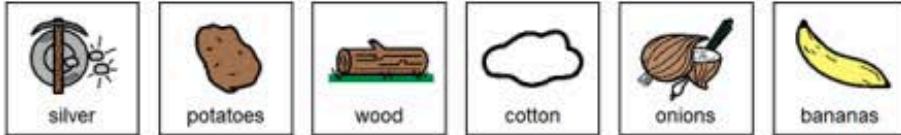


This unit also includes digital versions of the activities.

Students can watch a movie book version of the book rather than printing it out.

Great for review

6. Circle the industries and natural resources we get from Idaho.



7. Circle the landmarks you might see when you visit Idaho.



8. There are more miles of _____ in Idaho than any other state.




9. The Idaho Spud is a _____ made from chocolate and marshmallow.



10. True or False. The name Idaho means gem of the mountain.


















































Circle the correct answer.



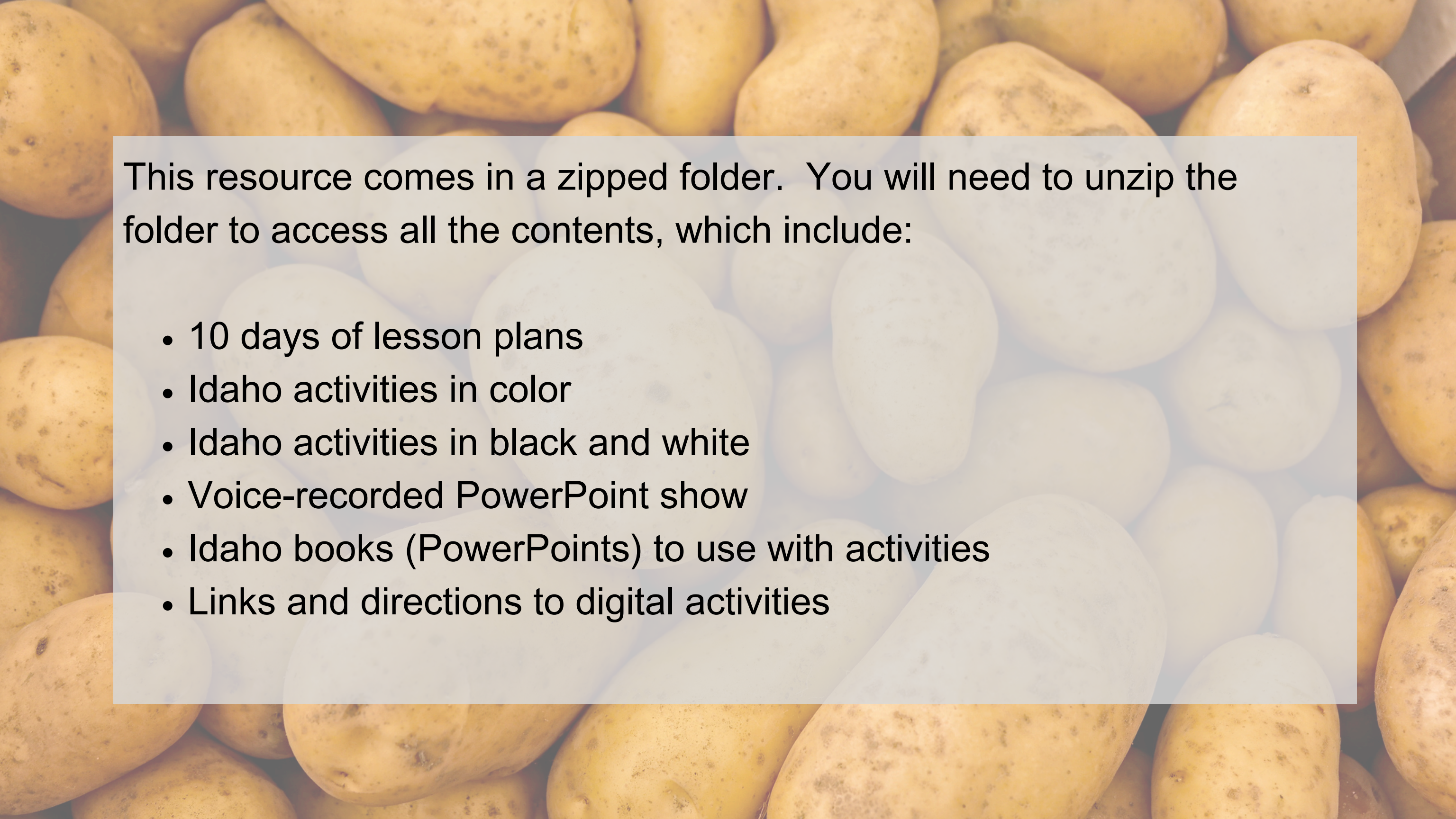
Each activity is set up so students can click and drag answers. No typing is required.

Perfect for every learning level

 Idaho	 NOT Idaho	Sort pictures into correct column depending on if it is a resource that comes from Idaho or not. If you are not sure place it on the middle line.																
		<table border="1"><tbody><tr><td> potatoes</td><td> onions</td><td> cherries</td><td></td></tr><tr><td> bananas</td><td> coconuts</td><td> silver</td><td></td></tr><tr><td> peas</td><td> sheep</td><td> lobster</td><td></td></tr><tr><td> turkeys</td><td> cars</td><td> forest</td><td> tourism</td></tr></tbody></table>	 potatoes	 onions	 cherries		 bananas	 coconuts	 silver		 peas	 sheep	 lobster		 turkeys	 cars	 forest	 tourism
 potatoes	 onions	 cherries																
 bananas	 coconuts	 silver																
 peas	 sheep	 lobster																
 turkeys	 cars	 forest	 tourism															


The Picture Communication Symbols ©1981-2019 by Tobii Dynavox. All Rights Reserved. Worldwide. Used with permission. Boardmaker® is a trademark of Tobii Dynavox

The second set of slides uses color for differentiation and extra support for students who may need it. Mix and match slides from both sets to make the perfect set for each student.



This resource comes in a zipped folder. You will need to unzip the folder to access all the contents, which include:

- 10 days of lesson plans
- Idaho activities in color
- Idaho activities in black and white
- Voice-recorded PowerPoint show
- Idaho books (PowerPoints) to use with activities
- Links and directions to digital activities



Starting in August 2023, I am starting on a project to create a 2-week unit for each state.

I am doing these in order of popularity.

If you would like me to do a unit on your state, send me an email at specialneedsforspecialkids@gmail.com. I will add it to the list.

I do plan to complete all the states at a rate of 1 per week.