

Special Ed

All Creatures Great and Small

57 activities

**5 questions/
chapter**



Special Needs for Special Kids



These novel units are something I created and started using in my classroom. I had students with significant challenges and most were **non-readers**. They were the best thing I ever did, and my students LOVED them.

Table of Contents


Worksheet pages	Activity	Chapter
6	Suggestions for use	
7	Story board	
8	Title and author	
9-11	What does a veterinarian do?	1
12	Unexpected	2
13-14	Sort tools and medical supplies	3
15-16	My future job	4
17	What is colic?	5
18	Feeling disappointed	6
19-21	Hospitality	7
22-23	Accident or on purpose	8
24	What is a prank?	9
25	What is a regret?	10
26-29	Losing a pet	11
30-31	Paying a bill	12
32-34	Things ok to feed a dog	13
35-37	Jobs a secretary has	14
38-39	What type of food do we get from each animal?	15
40	Find and count the lost pigs	16
41-42	Things that make you embarrassed	17-18
43-44	Opposite emotions	19

Table of Contents

Worksheet pages	Activity	
45-46	Loud or quiet noises	
47-49	Things made from rubber	
50-51	Milk Fever	
52-54	Being responsible	
55-57	Animals with hooves	
58-59	Match treatment to illness	
60-61	Smelly/no smelly sorting	
62-63	Telling the truth	
64-65	Jobs dogs do	
66	What does spoiled mean?	
67	What does eccentric look like?	
68-70	Superstitions	
71-72	Good or bad choices for a pet	
73-74	Getting advice	34
75	Homesick	35
76-77	My Special Place	36
78-79	Things that are expensive	37
80-82	Pigs	38
83	What is reckless?	39
84-85	When you are frustrated	40-41
86	What is courtesy	42

This novel unit has **57 different activities**. These activities are **NOT** comprehension-based. So, even if your students do not pay attention, they can still complete the activity.

Milk Fever



After a cow has a calf, her milk production will increase suddenly so she has enough milk for her new baby.

In order to make milk, a cow needs good food and calcium. Since she will be making more milk, she will need a lot more calcium.

The cow's body will help with this by storing extra calcium in the bones that can be released into the blood stream when the demand gets too high.

But, sometimes the cow needs more calcium than is stored up. Maybe her diet was not good enough, or the calf needs more milk.

Milk fever occurs there is not enough calcium in the blood despite being released from the bones.

When cows have milk fever, they actually do not have a fever. They are very weak, and often unable to stand up. If they are not helped, they will become unconscious and can even die.





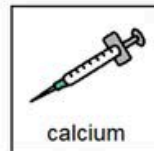
Once diagnosed, the veterinarian will give the cow calcium either orally (squirting it into her mouth) or in a vein if she is unconscious.

Most cows recover from milk fever if treated early enough.



Milk Fever

1. Milk fever can occur in .
2. Milk fever occurs after a cow has a .
3. Cows with milk fever have a fever.
4. Vets use to treat milk fever.
5. Most cows recover from milk fever.



For example, students will learn basic milk fever information and answer some questions.

Suggestions for Use


- I made this unit to go along with the book, *All Creatures Great and Small* by James Herriot.
- The thought is that you would be reading it aloud to your class at a rate of about 1 chapter per day.
- Be sure to give each student their own copy of the story board (pg. 8) to use while reading and discussing the story.
- Benefits of reading out loud, even to classes made up of severely affected students:
 - Teaches students to sit quietly even when there isn't something for them to do. This is such an important life skill. We all have to spend time sitting and listening to someone we are not that interested in at some point.
 - Parents will LOVE you. Not only will they be excited their child is being exposed to age appropriate material, but you are teaching them how to sit quietly, which will hopefully transfer to home as well.
 - Even with your lowest level learners, you will have 1 or 2 that will truly enjoy the story.
- It can be a calming experience to sit and listen to the teacher read in a methodical way. For students who need more structure, place the number of post-it notes in front of him/her that corresponds to the number of pages you intend to read. Remove a post-it as you finish each page. The visual will help lessen their anxiety.
- You will find activity for most chapters. You will still have plenty to choose from and find those that fit best with your students.
- Differentiation:
 - For any activity, you can quickly differentiate for your lower level learners by using a color coding technique.
 - If sorting, outline each sorting category a certain color and then outline the corresponding pictures the same color.
 - Becomes a matching task.
- There are comprehension questions to accompany this unit. There are 5 questions for every chapter with 3 picture answer choices. You will find these (in color and BW) in a separate file.

Suggestions on how I found this activity worked best in my classroom are provided. I typically had 6-8 students with one adult assistant in the room with me.

All Creatures Great and Small

Novel Unit
for Special Education

By
Christa Joy
Special Needs for Special Kids



This entire novel unit comes in 2 separate files. One is completely in color and one is completely in black and white.

Story Board : to use while reading and for class discussions. Laminate and make 1 copy for each student.

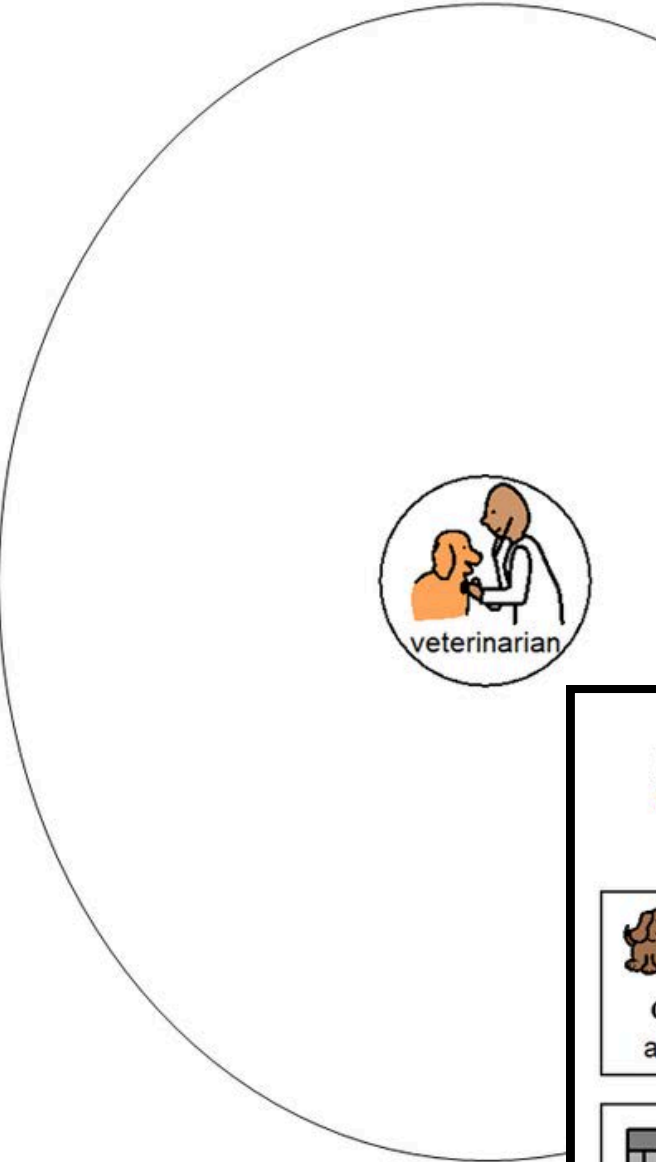


This unit comes with a vocabulary board.

Vocabulary boards are great for ALL students to assist with participation and engagement in group discussions.

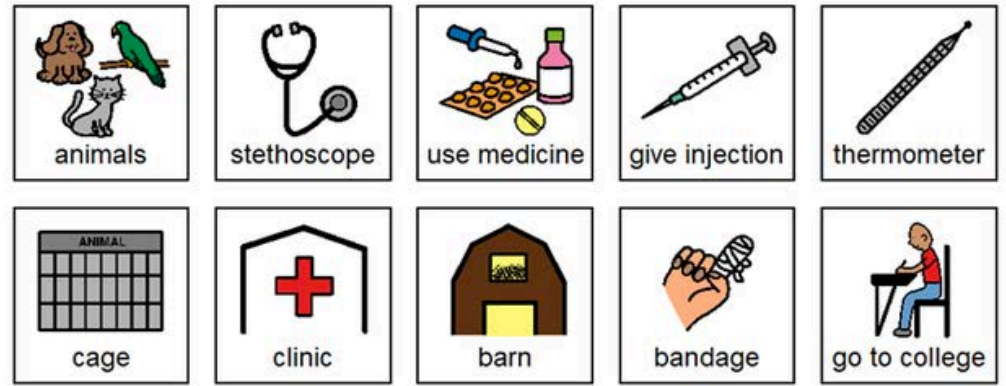
Tips on how to use in the unit!!

What does a veterinarian do?



Place the following in the circle map on the previous page showing what veterinarians do.

errorless



Place the following in the circle map on the previous page **ONLY IF** you think it is something a veterinarian does.













There are circle maps in this unit. Circle maps are a great way for students to see the big idea.

What are some jobs a secretary would do?


















errorless

Place the following in the circle map on the previous page showing some jobs a secretary would do.

 type	 answer phone	 answer phone	 answer questions	 make copies
 mail letters	 file	 pay bills	 write notes	 research

Place the following in the circle map on the previous page **ONLY IF** you think they would be a job a secretary would

 type	 answer phone	 wash dishes	 answer questions	 make copies
 bake	 file	 pay bills	 write notes	 research
 mail letters	 surgery	 answer phone	 fly plane	 build

Each circle map comes with 2 choices:

An errorless option with only correct answers

An option that has wrong answers mixed in students will need to set aside.

Sort tools and medical equipment.











Sort the following into the correct column on the previous page.
If you are not sure, place it on the middle line.









 thermometer	 stethoscope	 medicine	 saw
 syringe	 watering can	 hoe	 bandaid
 nail	 paintbrush	 shovel	 cast
 bandage	 rake	 IV	 hammer

There are sorting activities.

Directions on how to add color coding for differentiation is included.

All animals have ways to defend themselves. Look at the each animal below and decided how you think they would defend themselves if attacked.

	<input type="text"/>		<input type="text"/>
	<input type="text"/>		<input type="text"/>
	<input type="text"/>		<input type="text"/>
	<input type="text"/>		<input type="text"/>

 spray	 spit	 play dead	 teeth
 claws	 stinger	 quills	 kick

There are matching activities.

Directions on how to add color coding for differentiation are included.

My Future Job

When I am older, I think it would be great to be a

I think I would be good at it, because I am







I like the idea of being able to

Of course, it will take a lot of

to learn how to do it.

And, I may even change my mind. I just want to be

It is impossible for me to come up with all the possible choices for this question. Help students draw their own answer if not here.

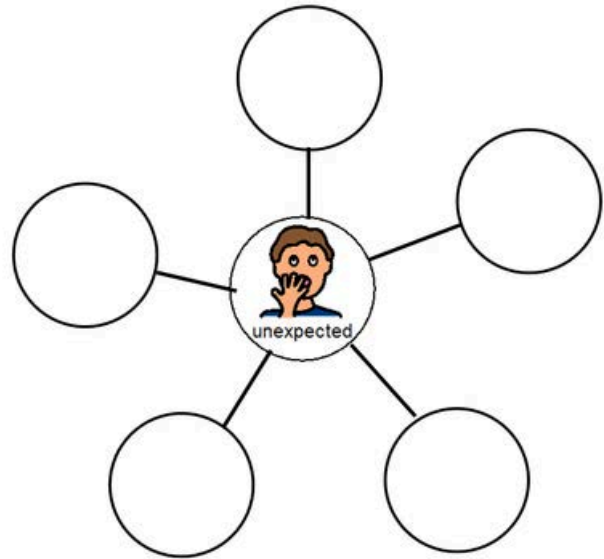
 mechanic	 clerk	 doctor	 veterinarian	 soldier	 sports
 responsible	 strong	 a hard worker	 a good salesman	 patient	
 fix things	 help people	 take care of people	 be with animals	 keep others safe	 stay active
 studying	 time	 work	 help	 patience	 persistence
 happy	 good	 okay	 content	 excited	 sure

CH 4 Christa Joy, Special Needs for Special Kids The Picture Communication Symbols ©1981-2020 by Tobii Dynavox. All Rights Reserved Worldwide. Used with permission. Boardmaker® is a trademark of Tobii Dynavox 16

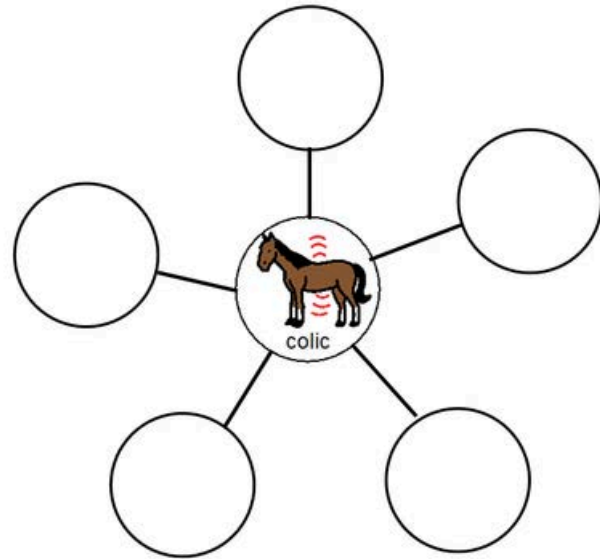
There are writing prompts.

These are errorless activities.

What does unexpected mean?

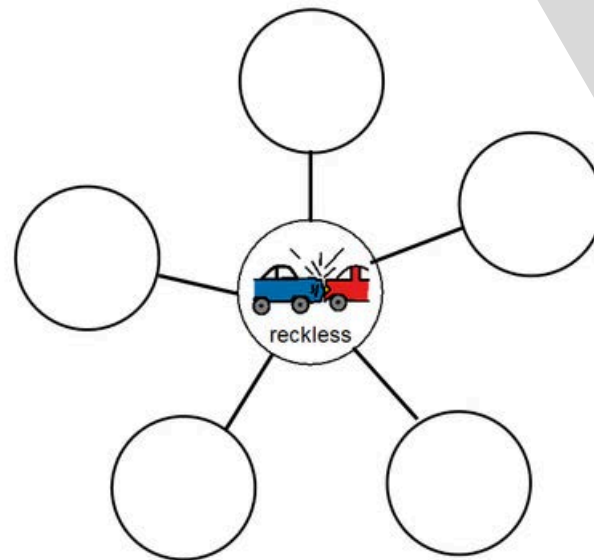


What is colic?



Because there are so many activities, you can choose the ones that fit your students the best.

What does it mean to be reckless?



Circle and count the lost pigs.



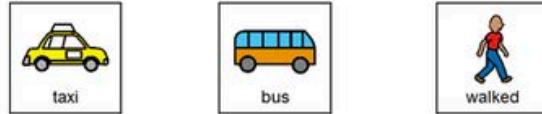
CH 16
Christa Joy, Special Needs for Special Kids The Picture Communication Symbols ©1981-2019 by Tobii Dynavox. All Rights Reserved Worldwide. Used with permission. Boardmaker® is a trademark of Tobii Dynavox.

CH 39

Christa Joy, Special Needs for Special Kids
The Picture Communication Symbols ©1981-2018 by Tobii Dynavox. All Rights Reserved
Worldwide. Used with permission. Boardmaker® is a trademark of Tobii Dynavox.

83


1. How did Herriot get to Siegfried's house?




2. A group of what met Herriot at the door?



3. Was Siegfried there to greet Herriot?



4. How did Herriot feel when Miss Brompton showed up for tea?



5. Where did Herriot fall asleep while waiting for Siegfried?



Set 1


This unit does come with comprehension questions. There are 5 questions for every 1-2 chapters. Each question has 3 picture choices. They are in color and black and white.

Answer key included!!


1. What was kept in the dispensary?



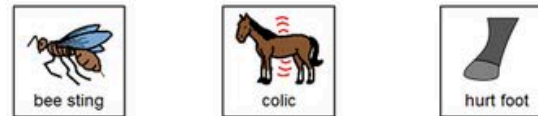
2. Was Siegfried's car in good condition?



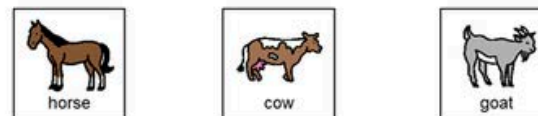
3. Was Siegfried a good driver?



4. What was wrong with the horse?



5. What kicked Herriot in the chest?




Set 2


1. What did James Herriot do for a living?




2. Who did Herriot work for?



3. What type of animals does Herriot treat?



4. Does Herriot like his job?



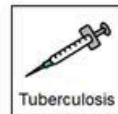
5. Where does the story take place?



11. What would Tristan and Siegfried do a lot?



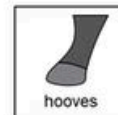
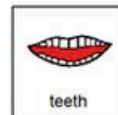
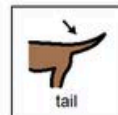
12. What disease would Herriot often have to test



13. Would Herriot have to go out in the middle of the night sometimes to treat a sick animal?



14. If a horse ate too much grain, what could become injured?



15. Who does Herriot end up marrying?



The second set is just 15 questions about the book overall. These are perfect if you are using an adapted version of the book. They are in color and black and white.

Answer key included!!