



**INCLUDES
ADAPTED
NOVEL**

THE WIND IN THE WILLOWS

32 activities

**5 questions/
chapter**



Special Needs for Special Kids



These novel units are something I created and started using in my classroom. I had students with significant challenges, and most were **non-readers**. They were the best thing I ever did, and my students LOVED them.

He wandered across the fields, enjoying the sunshine and the feeling of freedom. The grass was soft under his feet, and everything around him felt new and exciting. He did not have a plan; he was happy to explore.



© Christa Joy, SNSK

6

Since this book is in the public domain, I have created an **adapted version of the novel.**

When they arrive at Toad Hall, they see a bright red car in the driveway, and Toad rushes out dressed in goggles, a cap, and a large coat. He begins to invite them along for a ride, but stops when he sees their stern faces. Badger orders the car to be taken away and tells Toad to remove his driving clothes, but Toad refuses.



© Christa Joy, SNSK

48

It comes as:

- PowerPoint (104 slides)
- Google Slides
- Text-only document

As Rat sits thinking, a traveling rat comes along and joins him. This older rat has journeyed far from across the ocean and begins to tell stories of the places he has seen. He speaks of warm seas, busy ports, and beautiful lands filled with food and excitement.



© Christa Joy, SNSK

74

Toad returns to Rat's house, shaken and apologetic. Rat scolds him for acting without thinking and reminds him to work with his friends and be a better listener. Toad agrees and promises to listen from now on.



© Christa Joy, SNSK

92

Badger also shares that the weasels will be distracted the next night during a celebration. This gives them a perfect chance to enter through the tunnel and surprise the intruders. The friends agree on the plan and prepare for the next day.



© Christa Joy, SNSK

95

When the guests arrive for the banquet, they cheer for Toad and expect him to act as he usually does. Instead, Toad behaves politely and modestly, surprising everyone. He speaks kindly and avoids bragging, showing that he is trying to improve.



© Christa Joy, SNSK

103

Table of Contents

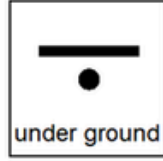
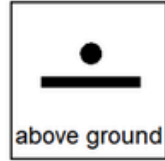
Worksheet pages	Activity	Chapter
5	Suggestions for use	
6	Story board	
7	Title and author	
8-10	Signs of spring	1
11-12	Ways to travel on a river	1
13-14	Going on a picnic	1
15	Saying hello	2
16-17	Going on an adventure	2
18-19	Hobbies	2
20-22	Animals that live around a river	3
23-24	What I saw in the forest	3
25-27	Ways to travel in the snow	3
28-30	Hospitality	4
31-32	Animals that hibernate	4
33-34	Animals that above or below the ground	4
35-36	Smells and memories	5
37	Homesick	5
38-39	The best thing about home	5
40-43	Making a promise social story	6
44-45	Things that are crimes	6
46-47	Consequences	6

Table of Contents











Worksheet pages	Activity	
48-50	Things that make people worry	
51-52	My Perfect Place	
53-54	Ways to comfort someone	
55-56	Bartering	
57-59	Animals that migrate	
60-61	Telling a story	
62-64	Doing laundry	
65	What does conceited mean?	
66-67	Good and bad news	
68-69	Secrets	
70-71	Punishment fits the crime	
72-74	What makes a hero?	
75-77	Ways to celebrate	
78-80	Additional novel units available	
81-82	Terms of Use	

This novel unit has **32 different activities**. These activities are **NOT** comprehension-based. So, even if your students do not pay attention, they can still complete the activity.

Which animals were live above or below the ground?



Sort each place in the correct column on the previous page. If you are not sure, put it on the middle line.

 snake	 owl	 shrew	 rat
 gopher	 cat	 deer	 crow
 sheep	 prairie dog	 groundhog	 squirrel

For example, students will sort animals that typically live above and below the ground.


Each time you finish a chapter, there will be an activity your students can do.

The activity will relate to something that occurred in the chapter.


These are cut-and-paste activities that are supported with pictures.

Optional: Quiz student's comprehension by having them answer multiple-choice questions about that chapter.



1. What was it like in the Wild Wood?



2. Did Rat go looking for Mole in the Wild Wood?



3. How did the weather change while Mole was resting?



4. What did Mole trip over and cut his leg on?



5. What was below the snow where they found the door scraper?



Christa Joy, SNSK

The Picture Communication Symbols ©1981–2020 by Tobii Dynavox. All Rights Reserved Worldwide. Used with permission. Boardmaker® is a trademark of Tobii Dynavox

ALIGN WITH ADAPTATION INCLUDED

1. Does Badger invite Mole and Rat inside?



2. What did Badger prepare for Mole and Rat?



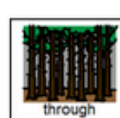
3. What was Badger busy doing in his study?



4. Who used to live in the Wild Wood?



5. How did Mole and Rat get back home?



Christa Joy, SNSK

The Picture Communication Symbols ©1981–2020 by Tobii Dynavox. All Rights Reserved Worldwide. Used with permission. Boardmaker® is a trademark of Tobii Dynavox

This unit does come with comprehension questions. There are 5 questions for every chapter. Each question has 3 picture choices. They are in color and black and white.

Answer key included!!

Suggestions for Use

- I made this unit to go along with the book, *The Wind in the Willows* by Kenneth Grahame.
- The thought is that you would be reading it aloud to your class at a rate of about 1 chapter per day.
- Be sure to give each student their own copy of the story board (pg. 6) to use while reading and discussing the story.
- Benefits of reading out loud, even to classes made up of severely affected students:
 - Teaches students to sit quietly even when there isn't something for them to do. This is such an important life skill. We all have to spend time sitting and listening to someone we are not that interested in at some point.
 - Parents will LOVE you. Not only will they be excited their child is being exposed to age appropriate material, but you are teaching them how to sit quietly, which will hopefully transfer to home as well.
 - Even with your lowest level learners, you will have 1 or 2 that will truly enjoy the story.
- It can be a calming experience to sit and listen to the teacher read in a methodical way. For students who need more structure, place the number of post-it notes in front of him/her that corresponds to the number of pages you intend to read. Remove a post-it as you finish each page. The visual will help lessen their anxiety.
- You will find one or more activity for each chapter. You will still have plenty to choose from and find those that fit best with your students.
- Differentiation:
 - For any activity, you can quickly differentiate for your lower level learners by using a color coding technique.
 - If sorting, outline each sorting category a certain color and then outline the corresponding pictures the same color.
 - Becomes a matching task.
- There are comprehension questions to accompany this unit. There are 5 questions for every chapter with 3 picture answer choices. You will find these (in color and BW) in a separate file.

Suggestions on how I found this activity worked best in my classroom are provided. I typically had 6-8 students with one adult assistant in the room with me.

The Wind in the Willows

Novel Unit
for Special Education

By
Christa Joy
Special Needs for Special Kids



This entire novel unit comes in 2 separate files. One is completely in color and one is completely in black and white.

Story Board : to use while reading and for class discussions. Laminate and make 1 copy for each student.



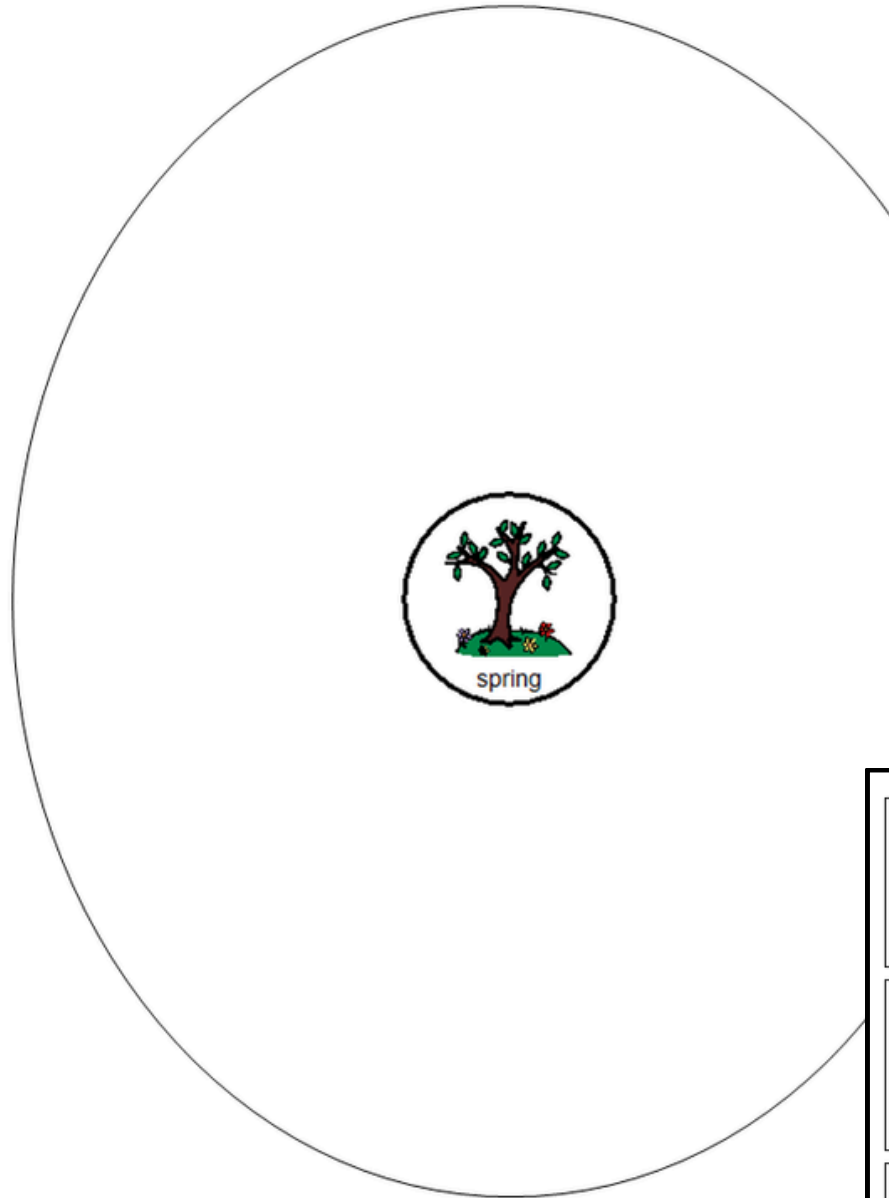
This unit comes with a vocabulary board.
















Vocabulary boards are great for ALL students to assist with participation and engagement in group discussions.





















Tips on how to use in the unit!!

Complete the circle map with signs of spring.

ERRORLESS VERSION



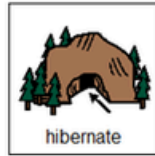
 flowers	 rain	 umbrella	 get warmer	 grass
 green leaves	 bird nest	 cricket	 baby animals	 bumble bee
 days get longer	 bunny	 Easter	 seedling	 grow

 flowers	 rain	 Christmas	 get warmer	 grass
 snowman	 bird nest	 cricket	 baby animals	 bumble bee
 days get longer	 leaves fall off trees	 Easter	 seedling	 grow
 green leaves	 bunny	 umbrella	 snowing	 freezing

There are circle maps in this unit. Circle maps are a great way for students to see the big idea.

**WRONG ANSWERS
MIXED IN**

Some animals hibernate and some do not. Sort the animals on the next page into the correct column.



Sort into the correct column on the previous page. If you are not sure put it on the middle line.



Animals that hibernate:

- Bear
- Skunk
- Turtle
- Fox
- Hedgehog
- Bumble bee
- Snake
- Bat
- groundhog

There are sorting activities.



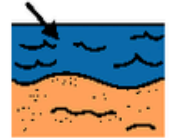





Directions for adding color coding for differentiation are included.

Have you ever smelled something that reminded you of another time or place? Match the following smells with the place it might remind you of.



 popcorn	<input type="text"/>	 pine tree	<input type="text"/>
 salt	<input type="text"/>	 French fries	<input type="text"/>
 cookies	<input type="text"/>	 smoke	<input type="text"/>
 suntan lotion	<input type="text"/>	 hot dogs	<input type="text"/>

Match the following places to the smells on the previous page.

 movies	 Christmas	 ocean	 McDonald's
 home	 camping	 pool	 fair

There are matching activities.

Directions for adding color coding for differentiation are included.

Going on a Picnic

Now that the weather is we can go on a picnic.

The best place to go is .

I like to bring to eat.

I like to bring to drink.

I like to go with my .



sunny	warmer	beautiful	nicer	not raining	
the farm	the prairie	the woods	the yard		
sandwiches	potato chips	fish crackers	cookies	apples	
apple juice	soda	water	chocolate milk	grape juice	iced tea
friends	dog	parents	brother	sister	grandfather

There are writing prompts.

These are errorless activities.

Mole



Christa Joy, SNSK
The Picture Communication Symbols ©1981-2018 by Tobii Dynavox. All Rights Reserved
Worldwide. Used with permission. Boardmaker® is a trademark of Boardmaker Corporation.

Extra

Rat



Christa Joy, SNSK
The Picture Communication Symbols ©1981-2018 by Tobii Dynavox. All Rights Reserved
Worldwide. Used with permission. Boardmaker® is a trademark of Boardmaker Corporation.

Badger



Christa Joy, SNSK
The Picture Communication Symbols ©1981-2018 by Tobii Dynavox. All Rights Reserved
Worldwide. Used with permission. Boardmaker® is a trademark of Boardmaker Corporation.

Toad



Christa Joy, SNSK
The Picture Communication Symbols ©1981-2018 by Tobii Dynavox. All Rights Reserved
Worldwide. Used with permission. Boardmaker® is a trademark of Boardmaker Corporation.

Extra

Otter




Christa Joy, SNSK
The Picture Communication Symbols ©1981-2018 by Tobii Dynavox. All Rights Reserved
Worldwide. Used with permission. Boardmaker® is a trademark of Boardmaker Corporation.

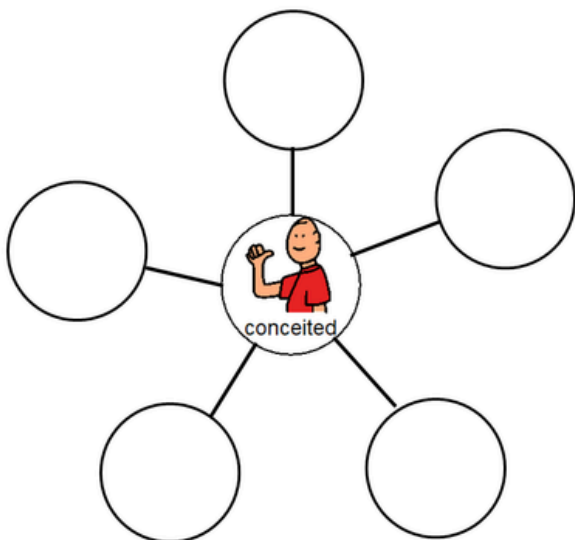
Extra

There are 5 coloring pages.

What are some ways to travel on a river?



Toad is very conceited. What does conceited mean?



When you meet someone, it is nice to say hello. Put the pictures in the order you would say hello.




Cut apart and place in correct order above.



Use this to play this to... of events for

Mole makes the weasels clean Toad Hole as punishment. What do you think would be a fair punishment for each of the following actions on the right?



Because there are so many activities, you can choose the ones that fit your students the best.