

Special Ed

The Secret School

22 activities

**5 questions/
chapter**



Special Needs for Special Kids



These novel units are something I created and started using in my classroom. I had students with significant challenges and most were **non-readers**. They were the best thing I ever did, and my students LOVED them.

Table of Contents

Worksheet pages	Activity	Chapter
5	Suggestions for use	
6	Story board	
7	Title and author	
8-9	Color in Colorado	1
10-11	Good and bad news	1
12	Disappointment	2
13-15	Chores on a farm	3
16	Secrets ok to keep	4
17-18	Saying goodbye	5
19-21	Things about teachers	6
22-24	Expectations of students	7
25-26	What do you learn in each subject?	8
27-28	Telling the truth	9
39-31	What being responsible looks like	10
32-33	Tough jobs	10
34	What is a threat?	11
35-36	What I like and don't like about school	12
37-38	Safe places in a storm	13
39-40	When all hope seems gone	14
41-42	Reading a flyer	15
43	Doing the right thing	16

This novel unit has **22 different activities**. There is one or more for each chapter, so you can choose the best activities for your students.

Suggestions for Use

- I made this unit to go along with the book, *The Secret School* by Avi.
- The thought is that you would be reading it aloud to your class at a rate of about 1 chapter per day.
- Be sure to give each student their own copy of the story board (pg. 6) to use while reading and discussing the story.
- Benefits of reading out loud, even to classes made up of severely affected students:
 - Teaches students to sit quietly even when there isn't something for them to do. This is such an important life skill. We all have to spend time sitting and listening to someone we are not that interested in at some point.
 - Parents will LOVE you. Not only will they be excited their child is being exposed to age appropriate material, but you are teaching them how to sit quietly, which will hopefully transfer to home as well.
 - Even with your lowest level learners, you will have 1 or 2 that will truly enjoy the story.
- It can be a calming experience to sit and listen to the teacher read in a methodical way. For students who need more structure, place the number of post-it notes in front of him/her that corresponds to the number of pages you intend to read. Remove a post-it as you finish each page. The visual will help lessen their anxiety.
- You will find one or more activities for each chapter. You will still have plenty to choose from and find those that fit best with your students.
- Differentiation:
 - For any activity, you can quickly differentiate for your lower level learners by using a color coding technique.
 - If sorting, outline each sorting category a certain color and then outline the corresponding pictures the same color.
 - Becomes a matching task.
- There are comprehension questions to accompany this unit. There are 5 questions for every chapter with 3 picture answer choices. You will find these (in color and BW) in a separate file.

Suggestions on how I found this activity worked best in my classroom are provided. I typically had 6-8 students with one adult assistant in the room with me.

The Secret School

Novel Unit
for Special Education

By
Christa Joy
Special Needs for Special Kids



This entire novel unit comes in 2 separate files. One is completely in color and one is completely in black and white.

Story Board : to use while reading and for class discussions. Laminate and make 1 copy for each student.



This unit comes with a vocabulary board.

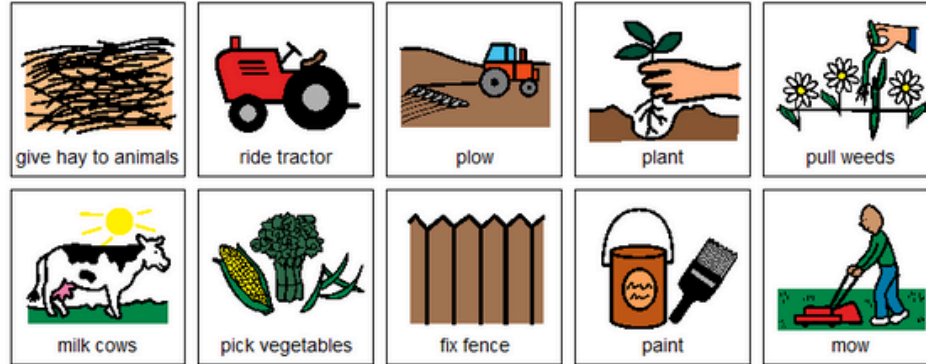
Vocabulary boards are great for ALL students to **assist with participation and engagement** in group discussions.

Tips on how to use in the unit!!

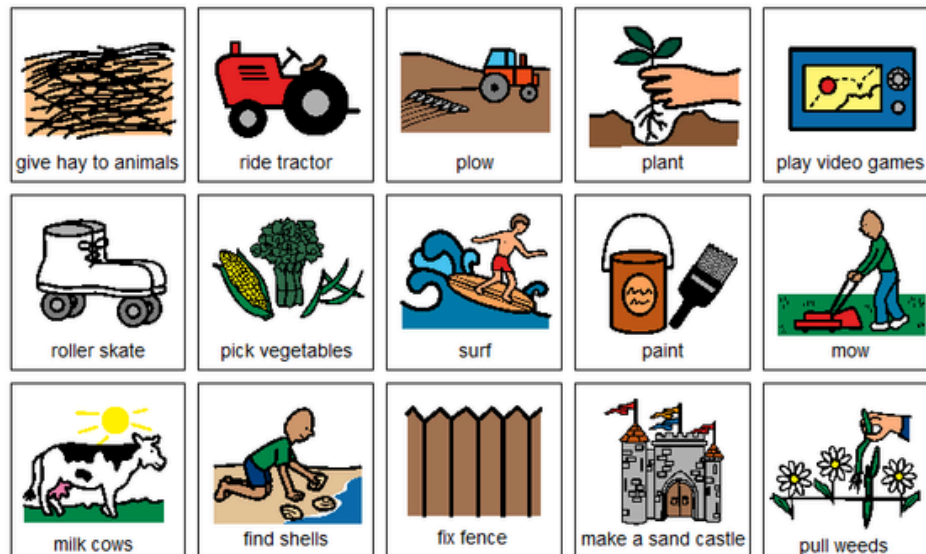
What are some chores do you think he might have to do, living on a farm?



Place the following in the circle map on the previous page showing chores Ricky might have to do.



Place the following in the circle map on the previous page **ONLY IF** you think they would be chores commonly done on a farm.




There are circle maps in this unit. Circle maps are a great way for students to see the big idea.

Ida is about to be the new teacher. What are some things you know about teachers?




Errorless version

Place the pictures in the circle map on previous page showing some things you know about teachers.



Place the pictures in the circle map on previous page **ONLY IF** you think it is true about teachers.



Each circle map comes with 2 choices:

An errorless option with only correct answers

An option that has wrong answers mixed in students will need to set aside.

Some news we get is good, and some is bad. Sort the following into whether you think it would be good or bad news.



Sort the following pictures into the correct column on the previous page. If you are not sure, put it on the middle line.

 funeral	 vacation	 lost your job	 party	 all gone
 trip cancelled	 lost dog	 present	 won the lottery	 A on test
 no school	 someone is sick	 found it	 ice cream for dessert	 accident

There are sorting activities.

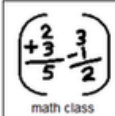
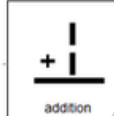






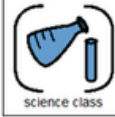

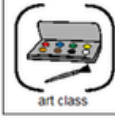
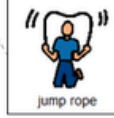


Directions on how to add color coding for differentiation is included.

Draw a line matching what you would likely learn in each class.

 math class	 addition
 music class	 new word
 gym class	 painting
 reading class	 classical music
 science class	 microscope
 art class	 jump rope
 History class	 presidents

DIFFERENTIATED

Trace the line matching what you would likely learn in each

 math class	 addition
 music class	 new word
 gym class	 painting
 reading class	 classical music
 science class	 microscope
 art class	 jump rope
 History class	 presidents

There are matching activities.

Directions on how to add color coding for differentiation are included.

Saying Goodbye

Sometimes we have to say



.

It can be



to say goodbye .

Sometimes, people have to



.

Sometimes we may not see them again for



.

Saying goodbye can be hard, but it is



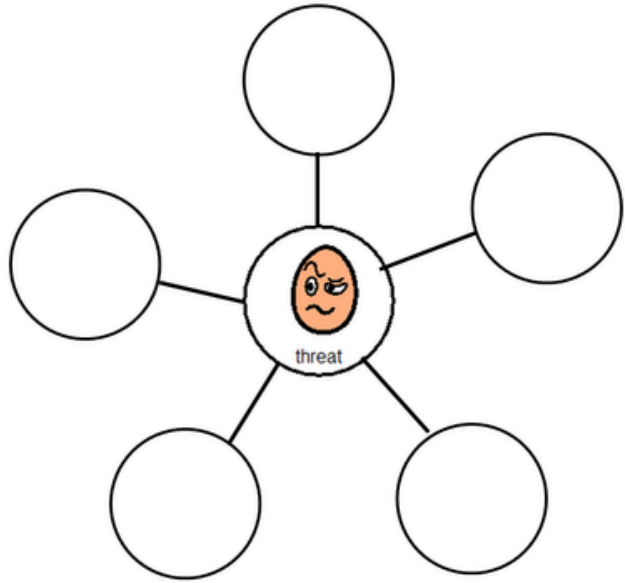
.

goodbye	adios	until next time	later alligator	see you later	
difficult	nerve racking	frustrating	sad	scary	
move	travel	go on vacation	leave	go back home	
months	years	a long time	ever	Su M T W Th F Sa weeks	an unknown time
important	okay	nice	friendly		

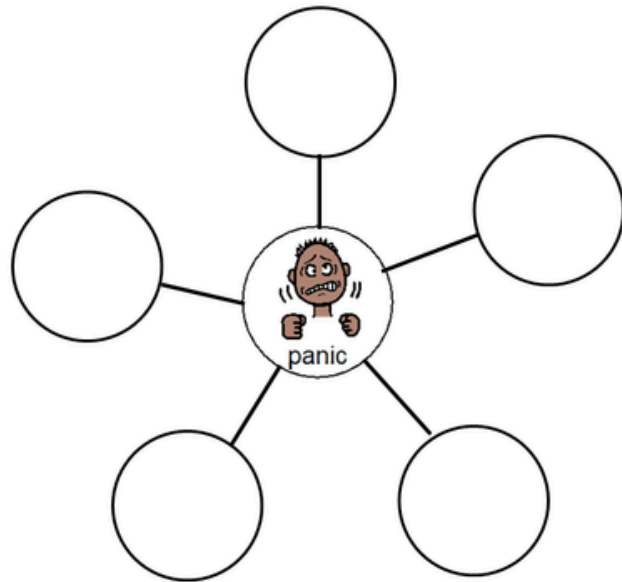
There are writing prompts.

These are errorless activities.

Mr. Bixler threatens to tell Mr. Jordan about the secret school. What is a threat?



Ida feels panicked taking the test. What does it mean to panic?



Doing the right thing is not always easy. Ida is doing her best to do what she believes is the right thing. Sometimes the right thing is hard to figure out, but doing the right thing usually makes us feel better.

Doing the right thing can be



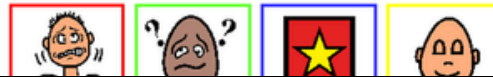
Doing the right thing can be



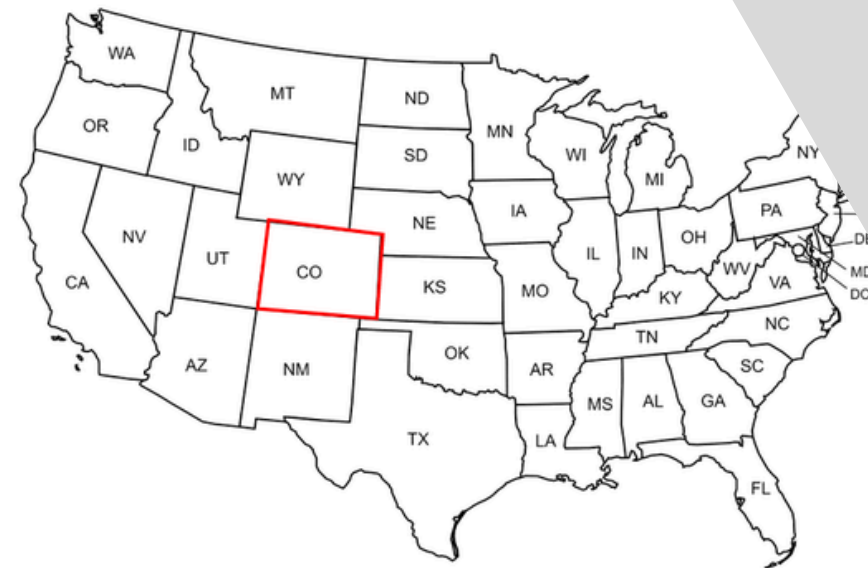
Doing the right thing is



Doing the right thing will make you feel



This story takes place in Colorado. Color in the state.



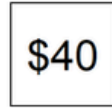
Because there are so many activities, you can choose the ones that fit your students the best.

CH 2


1. What does Ida want to be when she grows up?





2. How much does Miss Fletcher make each month?



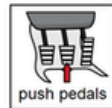
3. Is Ida a good student?



4. Who does Tom think should be the new teacher?



5. When Ida drives, what does Felix do?



Christa Joy, Special Needs for Special Kids

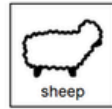

The Picture Communication Symbols ©1981–2020 by Tobii Dynavox. All Rights Reserved
Worldwide. Used with permission. Boardmaker® is a trademark of Tobii Dynavox

3

CH 2

CH 3

1. What type of farm does Ida's family have?




2. What do Ida and Felix do after school?



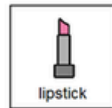
3. Who does Ida talk to about her idea of replacing Miss Fletcher?



4. Had Ida's parents gone to high school?



5. What will Ma give Ida to make her look older?



Christa Joy, Special Needs for Special Kids

The Picture Communication Symbols ©1981–2020 by Tobii Dynavox. All Rights Reserved
Worldwide. Used with permission. Boardmaker® is a trademark of Tobii Dynavox

4

CH 3

This unit does come with comprehension questions. There are 5 questions for every chapter. Each question has 3 picture choices, both in color and black and white.

Answer key included!!