

Special Ed

WELCOME TO  
MISSISSIPPI

*Birthplace of America's Music*

ALSO INCLUDES GOOGLE SLIDES





## For students who:

- are emerging or non-readers
- take alternate assessments
- are in special education
- short-attention span
- lack pre-requisite skills
- benefit from the use of pictures for support
- middle/high school

# Mississippi for Special Education

By  
Christa Joy  
Special Needs for Special Kids



## Table of Contents

Worksheet pages	Activity
4-5	Vocabulary board
6-11	Who am I cards
12-26	Bingo cards
27-30	Circle map
31-37	Id places on a map
38-40	Climate and geography maps
41-44	History Timeline
45-48	Natural resources sorting
59-54	Matching landmarks and people
55-57	Writing prompt
58-62	Close worksheets
63-73	Assessment
74-78	Mississippi Mud Pie
79-80	Terms of use

Also included in this resource as separate files:

- Lesson plans
- Links and directions to digital activities
- PowerPoints **(these are the books in the lesson plan)**
- Voice recorded PowerPoint
- Activities in black and white

*This unit contains 2 weeks of material in print and digital formats. I have included a detailed lesson plan to help you make the most of everything in this unit including how to add some group activities.*

*This unit comes in 2 separate files, one in color and one in black and white.*

## Day 1

Activity	Notes	Materials
Read or listen to the book: <b>Mississippi week 1</b> (10 minutes)	<ul style="list-style-type: none"><li>• Since this is the first-time students are seeing the book, I <b>focus a lot on the pictures</b><ul style="list-style-type: none"><li>◦ Ask lots of questions about what they might think the pictures mean or may relate to</li></ul></li><li>• <b>Make connections between book and vocabulary board</b> (have students find relevant symbols on their boards to go with a concept or photo on page.)</li><li>• Go through the book <b>twice</b>, once just looking at the photos and a second time reading the story</li></ul>	<ul style="list-style-type: none"><li>• Book</li><li>• Vocabulary board</li></ul>
Vocabulary board <b>I Spy Game</b> (10 minutes)	<ul style="list-style-type: none"><li>• I play this game, or variations of it the first few days</li><li>• Since this is the first time playing this game, I make it easy. Hold up a symbol from the board, and have students find the matching one and point to it on their board</li></ul>	<ul style="list-style-type: none"><li>• Vocabulary board cut apart</li><li>• Vocabulary board</li></ul>
Circle Map (10 minutes)	<ul style="list-style-type: none"><li>• Do the circle map on Mississippi<ul style="list-style-type: none"><li>◦ Choose the best version (errorless or not) depending on the learning level of your students</li><li>◦ Students cut out symbols and place in circle map.</li></ul></li><li>• Make connections to the book as necessary</li></ul>	<ul style="list-style-type: none"><li>• Circle map</li><li>• Scissors</li><li>• Glue</li></ul>
Sharing (10 minutes)	<ul style="list-style-type: none"><li>• Each student shares their circle map with the group using the communication method of their choice</li><li>• This repetition is so important. Students are hearing the relevant vocabulary when:<ul style="list-style-type: none"><li>◦ Read the story</li><li>◦ Review the vocabulary board</li><li>◦ Complete the circle map</li><li>◦ Share the circle map</li></ul></li></ul>	<ul style="list-style-type: none"><li>• Completed circle maps</li><li>• Communication devices</li></ul>

# 10 days

The lesson plans contain:

- Overall tips for teaching students with significant needs
- A quick look at what you will do each day
- Detailed instructions on how that day's lesson should run



Christa Joy, Special Needs for Special Kids  
 The Picture Communication Symbols ©1981–2018 by Tobii Dynavox. All Rights Reserved  
 Worldwide. Used with permission. Boardmaker® is a trademark of Tobii Dynavox

This unit comes with a vocabulary board.

Vocabulary boards are great for ALL students to assist with participation and engagement in group discussions.

Tips on how to use in the unit!!

(There are NO vocabulary cards in this unit.)

Mississippi is known for its influence in the development of Blues music. The Blues became popular after the Civil War and was inspired by the songs sung by the enslaved working in the cotton fields.



*There are 2 books (one for each week) with simple text and engaging photos.*

*It comes in a PowerPoint version as well as an mp4 (movie) version.*



Errorless version

Cut apart pictures and place in circle map about Mississippi.

Jackson	Magnolia State	1817	slavery	Civil War
catfish	Mississippi river	Gulf of Mexico	cotton	Blues

Cut apart pictures and place in circle map **ONLY IF** they relate to Mississippi.

Jackson	Magnolia State	1817	desert	Civil War
Statue of Liberty	Mississippi river	Gulf of Mexico	cotton	Blues
catfish	Hoover Dam	citrus	slavery	ski lift

There is a circle map reviewing some main facts about Mississippi.

Circle maps are a great way for students to see the concept at a glance. There are 2 versions:

- One is errorless
- One has wrong answers mixed in, students will have to set aside

ChristaJoy, Special Education  
The Picture Communication Symbols ©1998  
Worldwide. Used with permission. Board of Special Education

THE TRU

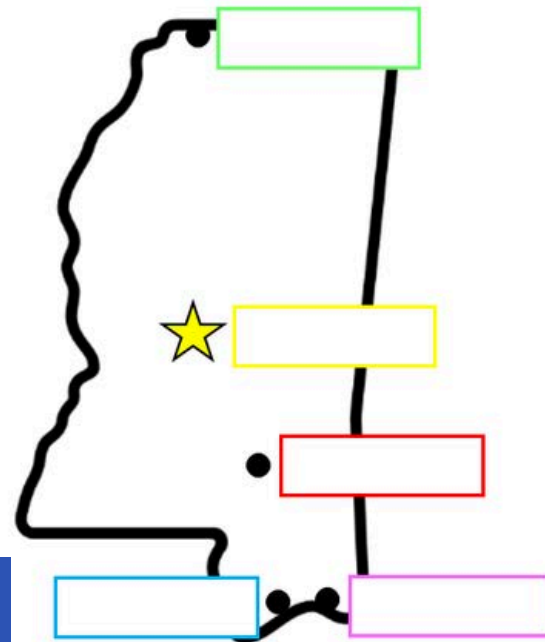
Color in the states using the key.

- Mississippi red
- Alabama yellow
- Louisiana orange
- Arkansas green
- Tennessee pink
- Gulf or Mexico blue



Christa Joy  
The Picture Communication Symbols  
Worldwide. Used with permission.

Label the cities in Mississippi using the labels.



- Jackson
- Southaven
- Hattiesburg
- Gulfport
- Biloxi

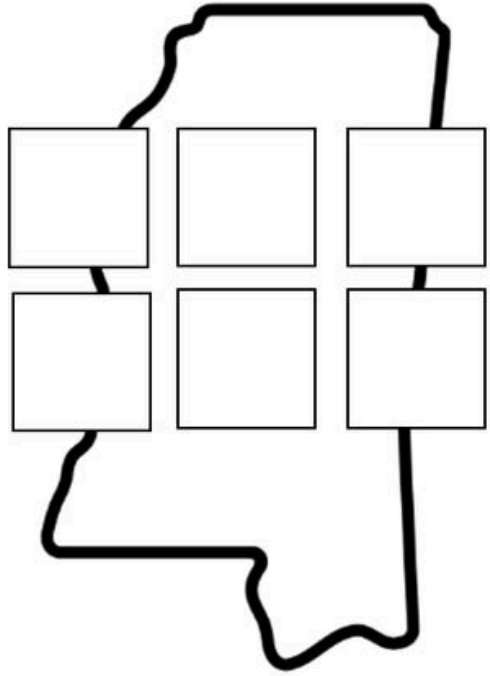
Christa Joy, Special Needs for Special Kids  
The Picture Communication Symbols ©1981-2018 by Tobii Dynavox. All Rights Reserved  
Worldwide. Used with permission. Boardmaker® is a trademark of Tobii Dynavox

differentiated

There are several maps to identify the state, surrounding states, and major cities.

Differentiated versions are included.

What is the weather like in Mississippi?



hot summer



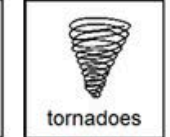
mild winter



fall



spring



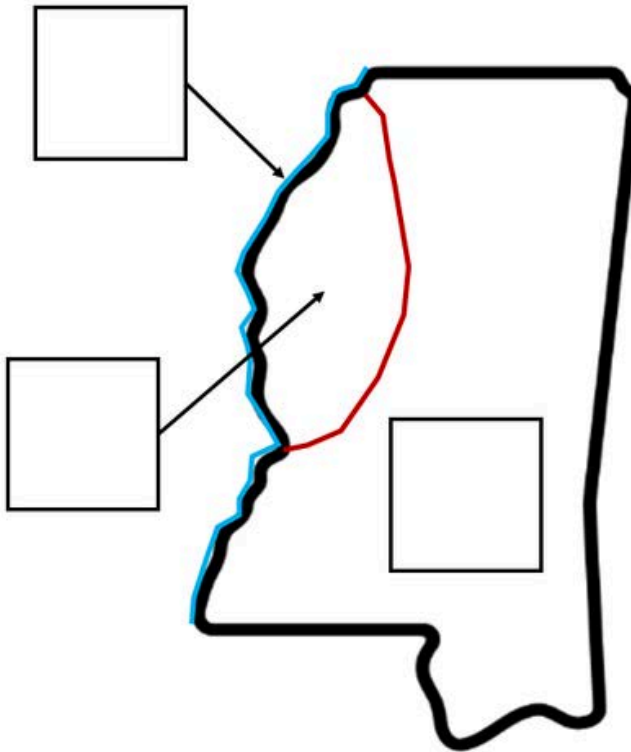
tornadoes



hurricane

Christa Joy, Special Needs for Special Kids  
The Picture Communication Symbols ©1981-2019 by Tobii Dynavox. All Rights Reserved. Worldwide. Used with permission. Boardmaker® is a trademark of Tobii Dynavox.

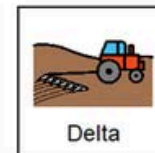
Label the geographic regions of Mississippi.



Mississippi river



Gulf Coast Plain

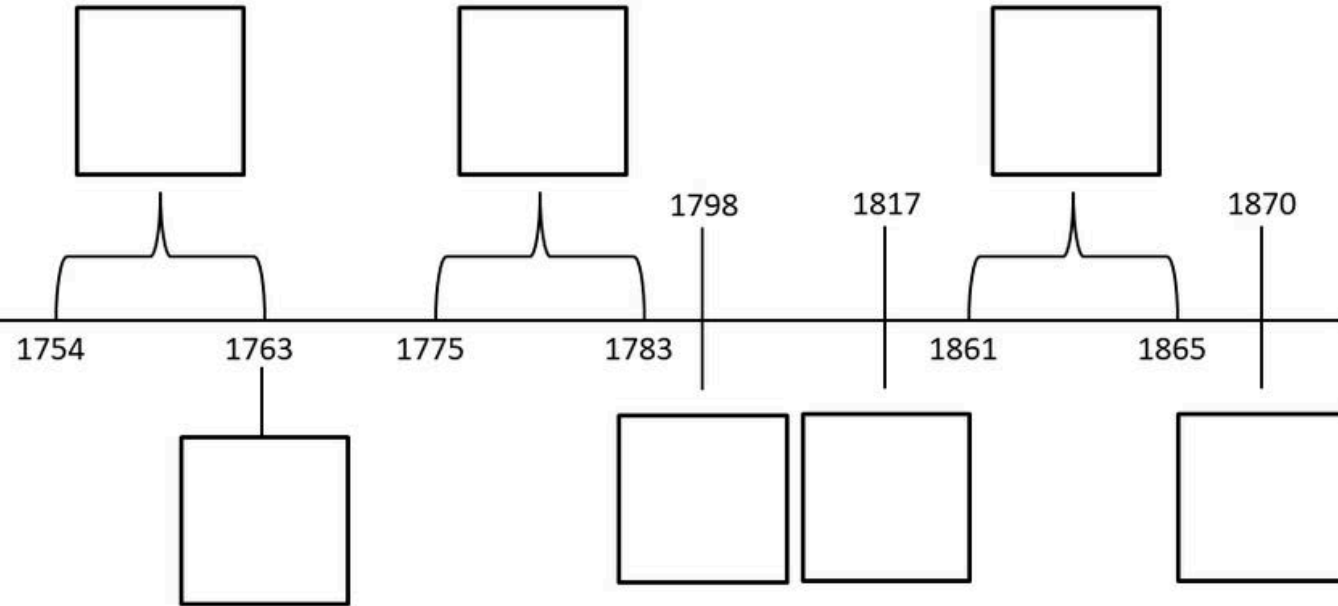


Delta

Christa Joy, Special Needs for Special Kids  
The Picture Communication Symbols ©1981-2019 by Tobii Dynavox. All Rights Reserved. Worldwide. Used with permission. Boardmaker® is a trademark of Tobii Dynavox.

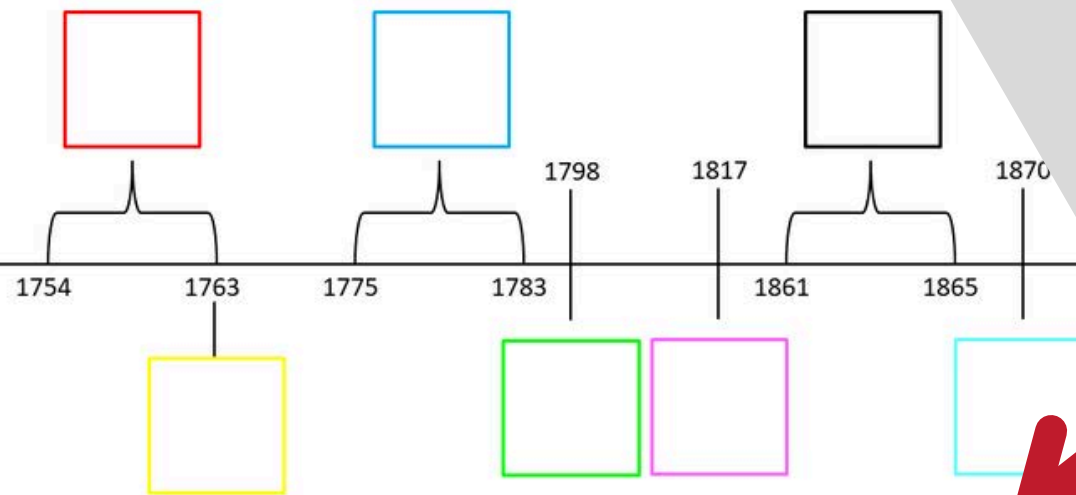
Students will identify how the climate and geography change across the state.

# Mississippi History



Christa Joy, Special Needs for Special Kids  
The Picture Communication Symbols ©1981-2019 by Tobii Dynavox. All Rights Reserved. Worldwide. Used with permission. Boardmaker® is a trademark of Tobii Dynavox.

# Mississippi History



Christa Joy, Special Needs for Special Kids  
The Picture Communication Symbols ©1981-2019 by Tobii Dynavox. All Rights Reserved. Worldwide. Used with permission. Boardmaker® is a trademark of Tobii Dynavox.

Students will complete a timeline of the main events that have happened in this state's history. There is a color-coded version included (shown here).

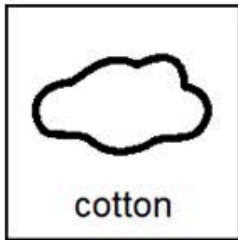





Mississippi




NOT Mississippi




cotton




bananas




sweet potato



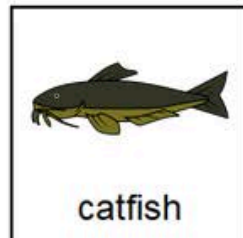
cattle




coconut



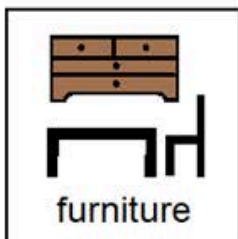
shrimp



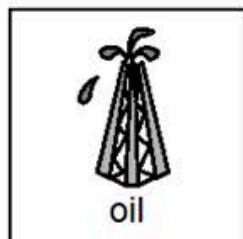
catfish




sheep



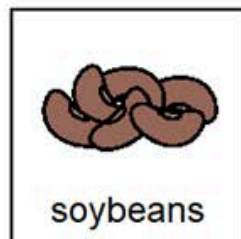
furniture




oil



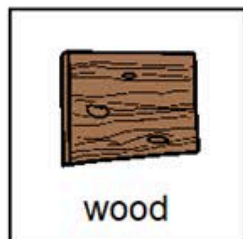
coal




soybeans




corn



wood



citrus




chickens

Students will sort resources that do and do not come out of this state. These are covered in the books. Suggestions for differentiation are included.

THE TRUST

What would you see at each landmark in Mississippi?

 Gulf Island Seashore	<input type="text"/>	 Ship Island	<input type="text"/>
 Vicksburg	<input type="text"/>	 Tupelo	<input type="text"/>
 Biloxi	<input type="text"/>	 Windsor Ruins	<input type="text"/>
 Longwood	<input type="text"/>	 Natchez	<input type="text"/>

What is each person from Mississippi famous for?



Elvis Presley	<input type="text"/>	BB King	<input type="text"/>
Jim Henson	<input type="text"/>	Bret Favre	<input type="text"/>
Ida Wells	<input type="text"/>	William Faulkner	<input type="text"/>
Eudora Welty	<input type="text"/>	Oprah Winfrey	<input type="text"/>

Students will complete 2 matching activities that look at landmarks and famous people.

Match the item to each landmark on the previous page.

 Fort Massachusetts	 octagonal house	 Civil War Museum	 beach
 lighthouse	 William Johnson House	 Elvis's home	 Corinth Columns

Match what each person is famous for on the previous page.

 writer	 writer	 singer	 singer
 civil rights	 Pres. Medal of Freedom	 football	 Muppets

# My trip

I traveled to Mississippi, so I went to see

went with me.



We also went to see the

I got a  to remember my trip.

Visiting Mississippi made me feel



Christa Joy, Special Needs for Special Kids The Picture Communication Symbols ©1981-2019 by Tobii Dynavox. All Rights Reserved Worldwide. Used with permission. Boardmaker® is a trademark of Tobii Dynavox

 Gulf Islands Seashore	 Ship Island	 Tupelo	 Biloxi	 Longwood
 parents	 grandparents	 best friend	 family	 class
 Fort Massachusetts	 Elvis's home	 the Biloxi lighthouse	 William Johnson House	 the Civil War Museum
 scrapbook	 photo	 postcard	 keychain	 poster
 patriotic	 proud	 great	 thankful	 happy

Christa Joy, Special Needs for Special Kids The Picture Communication Symbols ©1981-2019 by Tobii Dynavox. All Rights Reserved Worldwide. Used with permission. Boardmaker® is a trademark of Tobii Dynavox

There is a writing prompt for students to write about taking a trip to see Mississippi. This is an errorless activity.

## Who am I cards

- Give each student a set of Who am I cards
- Various options/ways to play, but the goal is to have students hold up the card you are talking about. Sometimes there can be more than one correct answer
- Things you can do:
  - Hold up a who am I card
  - Show a page from the book
  - Point to a symbol on the vocabulary board
  - Verbally describe something about Mississippi.
- Tell a story as though you were visiting Mississippi.
  - What do you see?
  - What is the weather like?
  - What plants or animals do you see?
  - Where do you live (city or country)?
  - What are you eating?

The Picture Company  
Worldwide, U.S.A.



Jackson



Gulf Island Seashore



Ship Island



Tupelo

## Group activity

There are large cards and directions for playing a "Who am I?" group activity.

## Bingo cards




- Included are 10 Bingo cards in color and 10 Bingo cards in BW.
- Place the cards in page protectors or laminate for long term use.
- **Cut one board apart to use as calling cards.**
- This is a great way to practice the new vocabulary included in this unit.
- Cut apart a set of the vocabulary cards to use as the calling cards.
- Options:
  - Show students the picture for them to match
  - Read the definition and see if students can find the matching picture
  - Work as teams
  - Vary the "winning" patterns.
    - Cover all
    - Cover corners
    - Row across or down
    - Cover the edges
  - Vary the ways to mark the card
    - Place in page protector or laminate and use dry erase markers
    - Stickers
    - Post-it notes
    - Dot markers

## Mississippi

 Vicksburg	 cotton	 church	 flag
 Gulf Coast	 Mississippi	 Mississippi River	 Longwood
 shrimp	 Jackson	 Elvis	 furniture
 Ship Island	 magnolia	 Windsor Ruins	 catfish

## Group activity

There are 10 color and 10 black and white Bingo cards included plus 10 different ways to use them and play Bingo. There are calling cards included. This is a great way to review vocabulary.



shrimp



catfish



Longwood

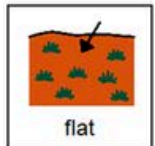


Windsor Ruins


Calling cards included

## Mississippi (week 1)

1.  is the capital of Mississippi.
2. Mississippi is know as the  state.
3.  plantation system was born here in the 1820s.
4. Mississippi is a fairly  state.
5.  is a large resource in Mississippi and are raised in ponds.



flat



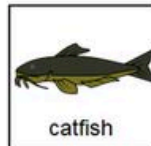
cotton



Jackson



Magnolia



catfish

## Mississippi (week 2)

1.  is located on Ship Island.
2.  was born in Tupelo, Mississippi.
3. There are more  here per person than any other state.
4.  music got its state in Mississippi.
5. There have been  different state flags of Mississippi.

3



Elvis



Fort  
Massachusetts



Blues



churches

Close worksheets are a great informal assessment. This unit has one for each week. Suggestions for differentiation are included.

Answer key included.



1. What is the capital of Mississippi?



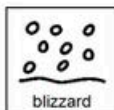
2. What is the nickname for Mississippi?



3. The production of \_\_\_\_\_ in the 1820s was supported by the enslaved population.



4. What type of severe weather can occur in Mississippi?






5. Where do most of the catfish from \_\_\_\_\_ come from?



Print onto cardstock or mount on index cards. Cut pictures apart and show student answer choices for each question.

Q 7



1. What is the capital of Mississippi?

- A. Jackson
- B. Washington, DC
- C. Biloxi

2. What is the nickname for Mississippi?

- A. Blues State
- B. River State
- C. Magnolia State

3. The production of \_\_\_\_\_ in the 1820s was supported by the enslaved population.

- A. Corn
- B. Cotton
- C. Wheat

4. What type of severe weather can occur in Mississippi?

- A. Earthquake
- B. Blizzard
- C. Hurricane

5. Where do most of the catfish from Mississippi come from?

- A. Ponds on farms
- B. Gulf of Mexico
- C. Lake

FINALLY the assessment!! There are 3 versions.


- 10 questions with 3 picture choices for each question
- cut out the answer choices and glue them on index cards
- traditional multiple choice

Answer key included.

WE TRUST

# Group activity

## Ingredient Labels

 vanilla	 sugar
 cocoa powder	 flour
 eggs	 butter



Christa Joy, Special Needs for Special Kids  
The Picture Communication Symbols ©1981-2022 by Tobii Dynavox. All Rights Reserved  
Worldwide. Used with permission. Boardmaker® is a trademark of Tobii Dynavox

## Assembly Directions

 1. Preheat oven to 350°


---

 2. Stir the following together:

<input type="checkbox"/>		
	1 cup	sugar
<input type="checkbox"/>		
	1/2 cup	cocoa powder
<input type="checkbox"/>		
	1/4 cup	flour

---

  3. Add the following and mix until smooth.

<input type="checkbox"/>	<b>2</b>	
		eggs
<input type="checkbox"/>		
	1/2 cup	melted butter
<input type="checkbox"/>		
	1 teaspoon	vanilla

---

  4. Pour into pie crust.

Christa Joy, Special Needs for Special Kids  
The Picture Communication Symbols ©1981-2022 by Tobii Dynavox. All Rights Reserved  
Worldwide. Used with permission. Boardmaker® is a trademark of Tobii Dynavox

Included is a simple picture recipe for Mississippi Mud Pie.

This will wrap up this 2-week unit.

# Mississippi



Week 1

By Christa Joy

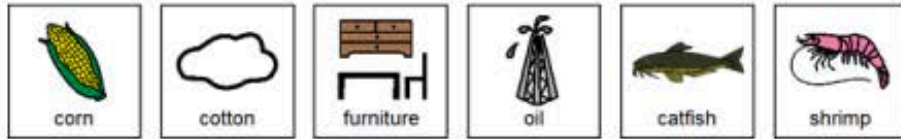
*This unit also includes digital versions of the activities.*

*Students can watch a movie book version of the book rather than printing it out.*

IN GOD WE TRUS

Great for review

6. Circle the industries and natural resources we get from Mississippi.



7. Circle the landmarks you might see when you visit Mississippi.



8. What type of music was born in Mississippi?




9. The newest Mississippi flag has what in the center?



10. True or False. Mississippi has the largest population of African Americans.



Circle the correct answer.



















Each activity is set up so students can click and drag answers. No typing is required.










ChristaJoy, Special Needs for Special Kids  
The Picture Communication Symbols ©1981-2019 by Tobii Dynavox. All Rights Reserved Worldwide. Used with permission. Boardmaker® is a trademark of Tobii Dynavox.

GOD WE TRUST

Perfect for every learning level

 Gulf Island Seashore		 Ship Island	
 Vicksburg		 Tupelo	
 Biloxi		 Windsor Ruins	
 Longwood		 Natchez	

What would you see at each of these landmarks in Mississippi?

 Fort Massachusetts	 octagonal house	 Civil War Museum
 beach	 lighthouse	 Biloxi
 Elvis's home	 Corinth Columns	 Biloxi

Christa Joy, Special Needs for Special Kids  
The Picture Communication Symbols ©1981-2019 by Tobii Dynavox. All Rights Reserved  
Worldwide. Used with permission. Boardmaker® is a trademark of Tobii Dynavox.

The second set of slides uses color for differentiation and extra support for students who may need it. Mix and match slides from both sets to make the perfect set for each student.

GOD WE TRUST

*This resource comes in a zipped folder. You will need to unzip the folder to access all the contents, which include:*

- *10 days of lesson plans*
- *Mississippi activities in color*
- *Mississippi activities in black and white*
- *Voice-recorded PowerPoint show*
- *Mississippi books (PowerPoints) to use with activities*
- *Links and directions to digital activities*

*IN GOD WE TRUST*

*Starting in August 2023, I am starting on a project to create a 2-week unit for each state.*

*I am doing these in order of popularity.*

*If you would like me to do a unit on your state, send me an email at [specialneedsforspecialkids@gmail.com](mailto:specialneedsforspecialkids@gmail.com). I will add it to the list.*

*I do plan to complete all the states at a rate of 1 per week.*