


# THE SECRET EXPLORERS AND THE LOST WHALES

**15 activities**

**chapter  
questions**



Special Needs for Special Kids



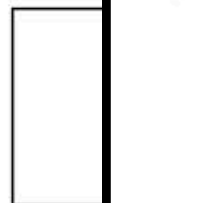
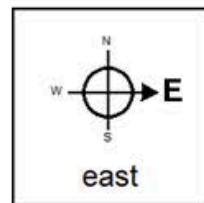
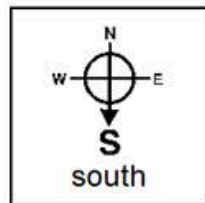
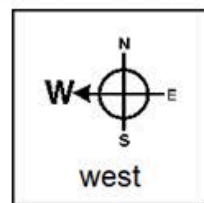
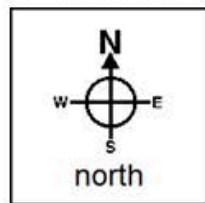
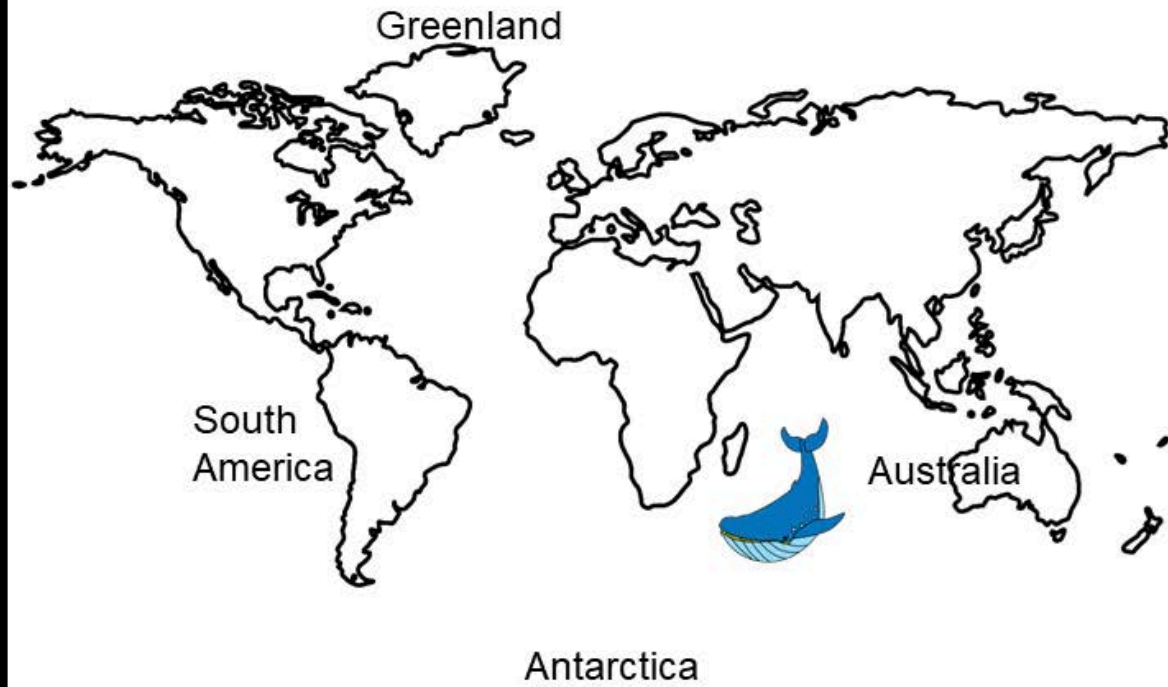
These novel units are something I created and started using in my classroom. I had students with significant challenges and most were **non-readers**. They were the best thing I ever did, and my students LOVED them.

## Table of Contents

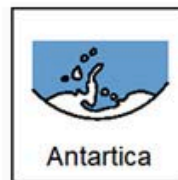
Worksheet pages	Activity	Chapter
4	Suggestions for use	
5	Story board	
6	Title and author	
7	Sequence bodies of water by size	1
8	Color in the South Pacific Ocean	1
9-11	Things you find in the ocean	2
12-14	Facts about humpback whales	2
15-16	Using a compass	3
17-18	Things that make loud noises	3
19	Count the whales and calves	4
20-21	Accident or on purpose	5
22-24	Causes of water pollution	5
25	Why do some fish have bioluminescent?	6
26	What does reunited mean?	7
27-29	Constellations	7
30-31	Saying goodbye	8
32-33	My adventure	8
34-36	Additional novel units	
37-38	Terms of Use	

This novel unit has **15 different activities**. These activities are NOT comprehension-based. So, even if your students do not pay attention, they can still complete the activity.

Fill out the chart below about the location of the whale.



Place the countries in the empty boxes on the previous page.



Antarctica



South America



Australia



Greenland

For example, students will determine what is north, south, east, and west of the whale, using the compass.

# Suggestions for Use

- I made this unit to go along with the book, *The Lost Whales* by SJ King.
- The thought is that you would be reading it aloud to your class at a rate of about 1 chapter per day.
- Be sure to give each student their own copy of the story board (pg. 6) to use while reading and discussing the story.
- Benefits of reading out loud, even to classes made up of severely affected students:
  - Teaches students to sit quietly even when there isn't something for them to do. This is such an important life skill. We all have to spend time sitting and listening to someone we are not that interested in at some point.
  - Parents will LOVE you. Not only will they be excited their child is being exposed to age appropriate material, but you are teaching them how to sit quietly, which will hopefully transfer to home as well.
  - Even with your lowest level learners, you will have 1 or 2 that will truly enjoy the story.
- It can be a calming experience to sit and listen to the teacher read in a methodical way. For students who need more structure, place the number of post-it notes in front of him/her that corresponds to the number of pages you intend to read. Remove a post-it as you finish each page. The visual will help lessen their anxiety.
- You will find activity for most chapters. You will still have plenty to choose from and find those that fit best with your students.
- Differentiation:
  - For any activity, you can quickly differentiate for your lower level learners by using a color coding technique.
  - If sorting, outline each sorting category a certain color and then outline the corresponding pictures the same color.
  - Becomes a matching task.
- There are comprehension questions to accompany this unit. There are 5 questions for every chapter with 3 picture answer choices. You will find these (in color and BW) in a separate file.

Suggestions on how I found this activity worked best in my classroom are provided. I typically had 6-8 students with one adult assistant in the room with me.

# The Secret Explorers and The Lost Whales

Novel Unit  
for Special Education

By  
Christa Joy  
Special Needs for Special Kids



*This entire novel unit  
comes in 2 separate files.  
One is completely in color  
and one is completely in  
black and white.*

Story Board : to use while reading and for class discussions. Laminate and make 1 copy for each student.

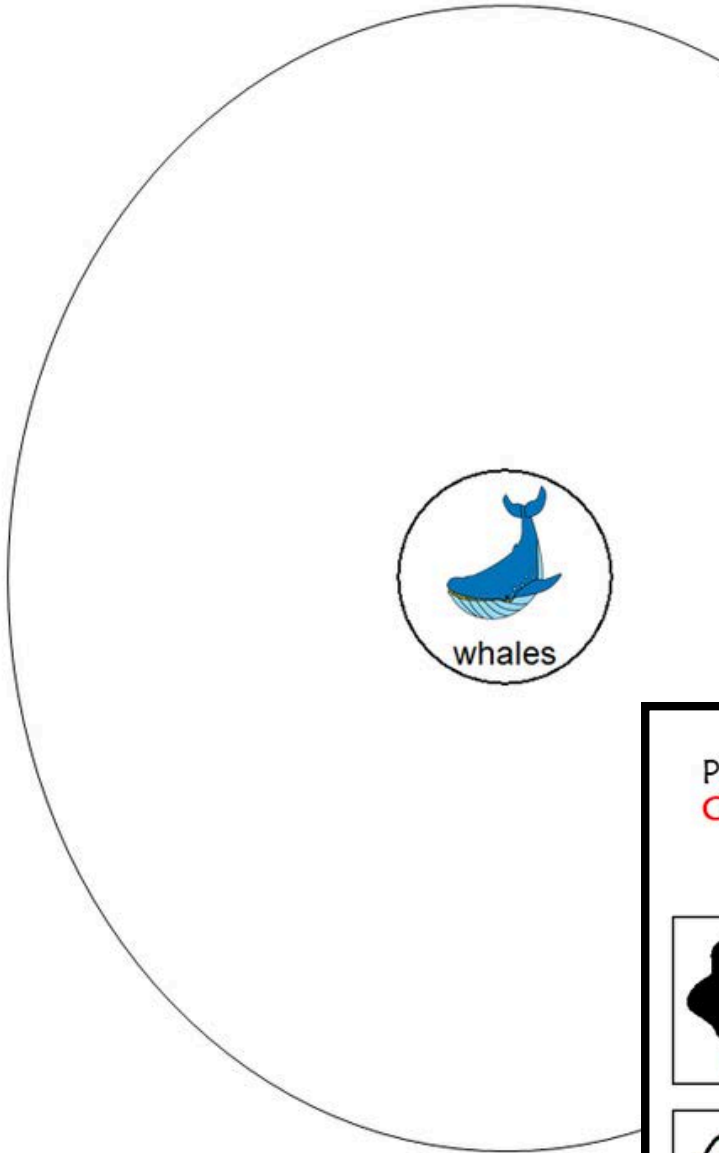


This unit comes with a vocabulary board.

Vocabulary boards are great for ALL students to assist with participation and engagement in group discussions.





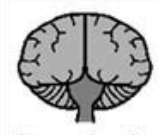





Tips on how to use in the unit!!

What are some facts about humpback whales?




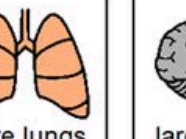













Place the following in the circle map on previous page showing things about whales.

Errorless version

 huge	 talk to each other	 eat krill	 have lungs	 large brain
 live in pods	 were there with dinosaurs	 like cold water	 mammal	 baby

Place the following in the circle map on previous page **ONLY IF** they are things about whales.

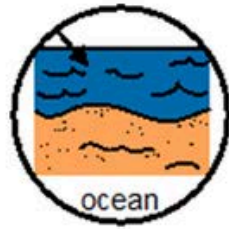
 huge	 talk to each other	 eat krill	 have lungs	 large brain
 live in pods	 type of fish	 tiny	 mammal	 baby is calf
 dangerous	 were there with dinosaurs	 like cold water	 eat seals	 pond

There are circle maps in this unit.

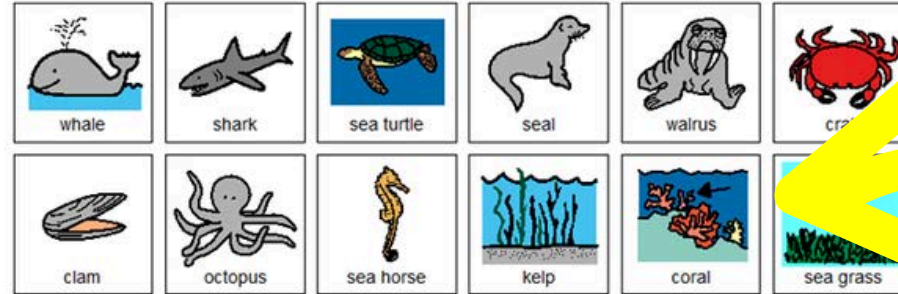
Circle maps are a great way for students to see the big idea.




What are some things you would find in the ocean?



Place the following in the circle map on previous page showing things you would find in the ocean.



Place the following in the circle map on previous page **ONLY IF** they are things you would find in the ocean.




Each circle map comes with 2 choices:

An errorless option with only correct answers

An option that has wrong answers mixed in students will need to set aside.

Connor and Roshni make loud noise to try and turn the whales in the other direction. Some things make loud sounds, and some are very quiet. Sort the picture on the next page into the correct column.



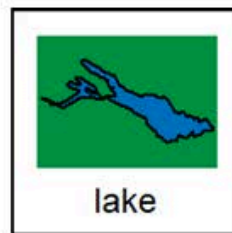
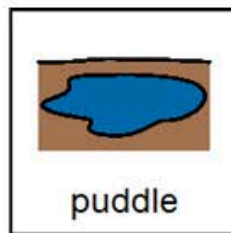

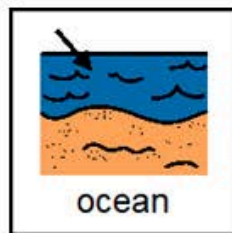
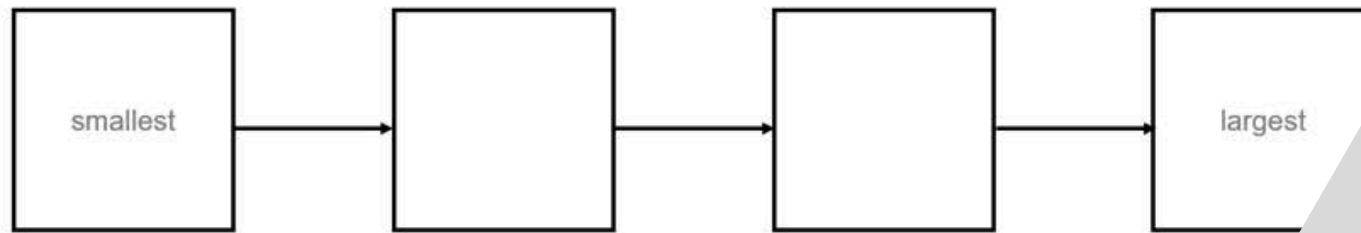
Put each picture in the correct column on the previous page. If you are not sure, put it on the middle line.

 fireworks	 bird	 yelling	 tornado	 thunder
 brush teeth	 boom box	 tanker truck	 cricket	 kitten
 concert	 rain	 yawn	 cymbals	 slippers
 mouse	 storm	 bumble bee	 butterfly	 fire alarm

There are sorting activities.

Directions on how to add differentiation are included.

Sequence the bodies of water from smallest to largest.



*There are matching activities. Directions on how to add differentiation are included.*

# Going on an Adventure





















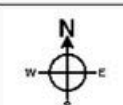
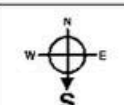
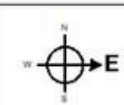
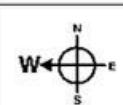






I decided to go on an adventure with my .

We took plenty of  with us.

We traveled in a .

We headed towards the .

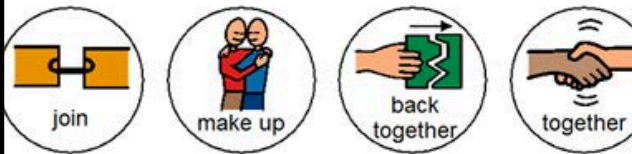
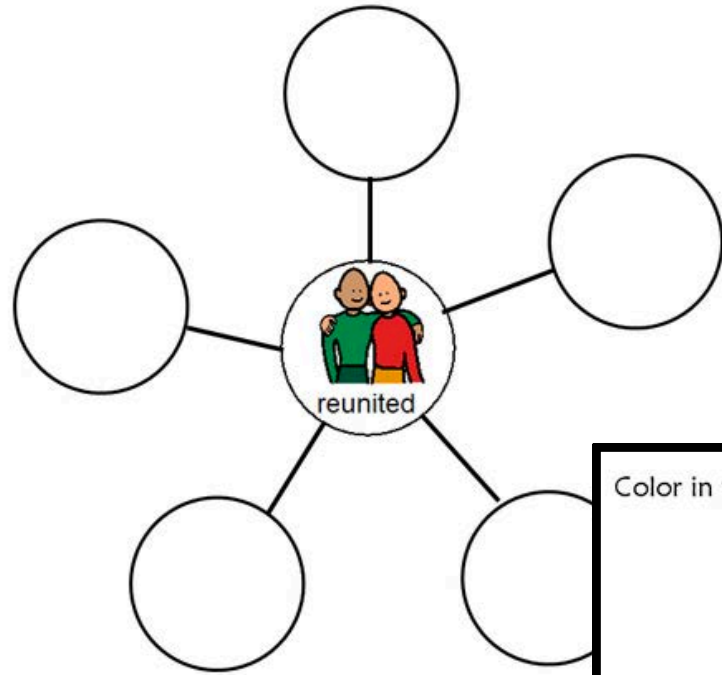
We saw lots of  while we were there.

 best friend	 neighbor	 team	 dog	 mom	 dad
 food	 snacks	 money	 clothes	 books	 music
 car	 bus	 train	 subway	 plane	 ship
 mountains	 ocean	 north	 south	 east	 west
 animals	 birds	 snow	 people	 things	 surprises

There are writing prompts.

Students can choose from the pictures (making this an errorless activity) or write in their own answers.

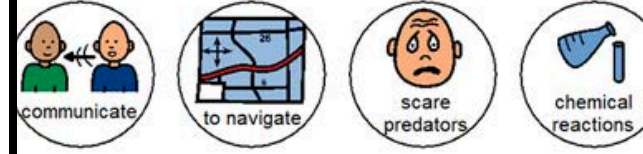
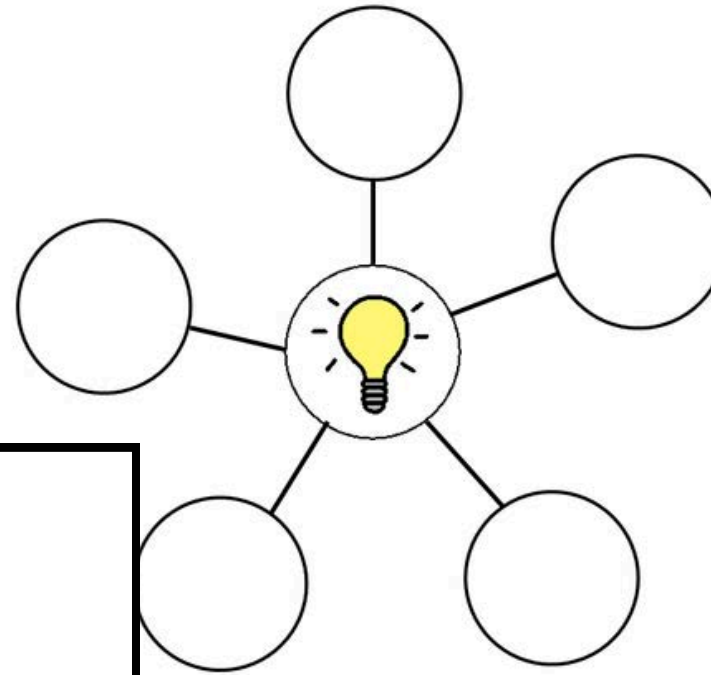
What does it mean to be reunited?



CH 7

Christa Joy, Special Needs for Special Kids  
The Picture Communication Symbols ©1981-2018 by Tobii Dynavox. All Rights Reserved Worldwide. Used with permission. Boardmaker® is a trademark of Tobii Dynavox.



Why do some fish have bioluminescent?



Christa Joy, Special Needs for Special Kids  
The Picture Communication Symbols ©1981-2018 by Tobii Dynavox. All Rights Reserved Worldwide. Used with permission. Boardmaker® is a trademark of Tobii Dynavox.

25

Count the adult whales and calves in the pod.



CH 4

Christa Joy, Special Needs for Special Kids  
The Picture Communication Symbols ©1981-2019 by Tobii Dynavox. All Rights Reserved Worldwide. Used with permission. Boardmaker® is a trademark of Tobii Dynavox.

19

Color in the South Pacific Ocean.



CH 1

Christa Joy, Special Needs for Special Kids  
The Picture Communication Symbols ©1981-2018 by Tobii Dynavox. All Rights Reserved Worldwide. Used with permission. Boardmaker® is a trademark of Tobii Dynavox.

8

Because there are so many activities, you can choose the ones that fit your students the best.

1. What are Connor and Roshni looking for?



2. What is blocking the light in the ocean?



3. Is red algae good for marine life?




4. What did Connor and Roshni use to find the whales?



5. What do whales eat?



1. Were the whales heading in the right direction?




2. Where should the whales be heading?




3. What did Connor and Roshni do to try and make the whales change direction?



4. What finally made the whales head south, in the right direction?



5. What was at the top of the water that Connor thought could be a problem?



This unit does come with comprehension questions.

There are 5 questions for every chapter. Each question has 3 picture choices. They are in color and black and white.

Answer key included!!