

Special Ed



ALSO INCLUDES GOOGLE SLIDES

Special Needs for Special Kids



For students who:

- are emerging or non-readers
- take alternate assessments
- are in special education
- short-attention span
- lack pre-requisite skills
- benefit from the use of pictures for support
- middle/high school

New Mexico for Special Education

By
Christa Joy
Special Needs for Special Kids



Table of Contents

Worksheet pages	Activity
4-5	Vocabulary board
6-10	Who am I cards
11-25	Bingo cards
26-29	Circle map
30-36	Id places on a map
37-39	Climate and geography maps
40-43	History Timeline
44-47	Natural resources sorting
48-53	Matching landmarks and people
54-56	Writing prompt
57-61	Close worksheets
62-72	Assessment
73-78	Nachos
79-80	Terms of use

Also included in this resource as separate files:

- Lesson plans
- Links and directions to digital activities
- PowerPoints **(these are the books in the lesson plan)**
- Voice recorded PowerPoint
- Activities in black and white

This unit contains 2 weeks of material in print and digital formats. I have included a detailed lesson plan to help you make the most of everything in this unit including how to add some group activities.

This unit comes in 2 separate files, one in color and one in black and white.


Day 1

Activity	Notes	Materials
Read or listen to the book: New Mexico week 1 (10 minutes)	<ul style="list-style-type: none"> Since this is the first-time students are seeing the book, I focus a lot on the pictures <ul style="list-style-type: none"> Ask lots of questions about what they might think the pictures mean or may relate to Make connections between book and vocabulary board (have students find relevant symbols on their boards to go with a concept or photo on page.) Go through the book twice, once just looking at the photos and a second time reading the story 	<ul style="list-style-type: none"> Book Vocabulary board
Vocabulary board I Spy Game (10 minutes)	<ul style="list-style-type: none"> I play this game, or variations of it the first few days Since this is the first time playing this game, I make it easy. Hold up a symbol from the board, and have students find the matching one and point to it on their board 	<ul style="list-style-type: none"> Vocabulary board cut apart Vocabulary board
Circle Map (10 minutes)	<ul style="list-style-type: none"> Do the circle map on New Mexico <ul style="list-style-type: none"> Choose the best version (errorless or not) depending on the learning level of your students Students cut out symbols and place in circle map. Make connections to the book as necessary 	<ul style="list-style-type: none"> Circle map Scissors Glue
Sharing (10 minutes)	<ul style="list-style-type: none"> Each student shares their circle map with the group using the communication method of their choice This repetition is so important. Students are hearing the relevant vocabulary when: <ul style="list-style-type: none"> Read the story Review the vocabulary board Complete the circle map Share the circle map 	<ul style="list-style-type: none"> Completed circle maps Communication devices

10 days

The lesson plans contain:

- Overall tips for teaching students with significant needs
- A quick look at what you will do each day
- Detailed instructions on how that day's lesson should run



ChristaJoy, Special Needs for Special Kids
 The Picture Communication Symbols ©1981-2018 by Tobii Dynavox. All Rights Reserved
 Worldwide. Used with permission. Boardmaker® is a trademark of Tobii Dynavox.

This unit comes with a vocabulary board.

Vocabulary boards are great for ALL students to assist with participation and engagement in group discussions.

Tips on how to use in the unit!!

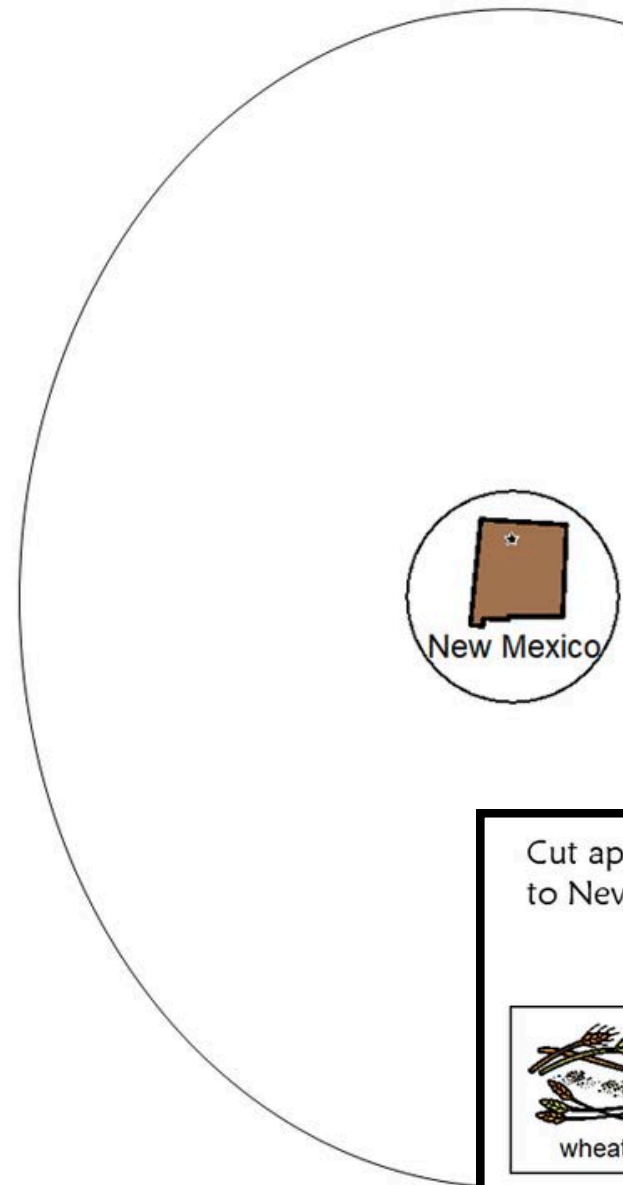
(There are NO vocabulary cards in this unit.)

Some of the main resources that come from this state are oil and natural gas. About half of the states economy depends on these resources.




There are 2 books (one for each week) with simple text and engaging photos.

It comes in a PowerPoint version as well as an mp4 (movie) version.




Errorless version

Cut apart pictures and place in circle map about New Mexico.



Cut apart pictures and place in circle map **ONLY IF** they relate to New Mexico.



ChristaJoy, Sp...
The Picture Communication Symbols©
Worldwide. Used with permission.

There is a circle map reviewing some main facts about New Mexico.

Circle maps are a great way for students to see the concept at a glance. There are 2 versions:

- One is errorless
- One has wrong answers mixed in, students will have to set aside

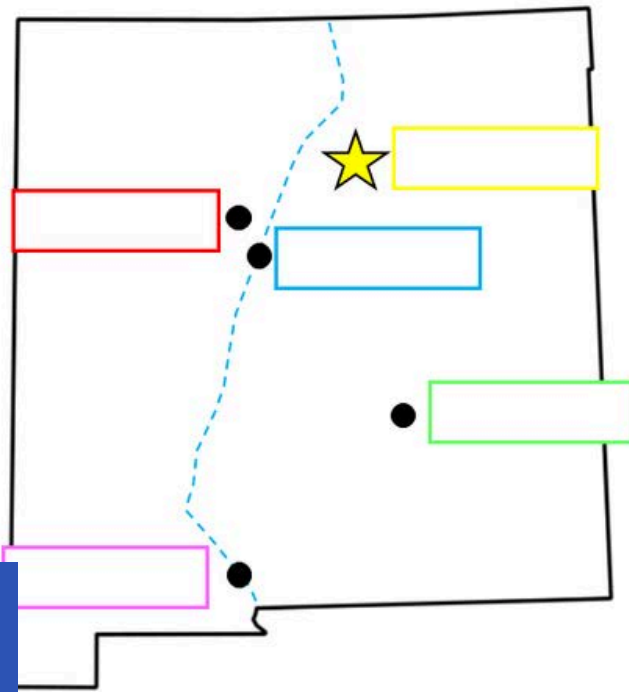
Color in the states using the key.

- New Mexico red
- Colorado blue
- Texas green
- Oklahoma yellow
- Arizona brown
- Utah pink



ChristaJoy, Special
The Picture Communication Symbols ©19
Worldwide. Used with permission. Boardmaker® is a trademark of Tobii Dynavox

Label the cities in New Mexico using the labels.



- Albuquerque
- Sante Fe
- Las Cruces
- Rio Rancho
- Roswell


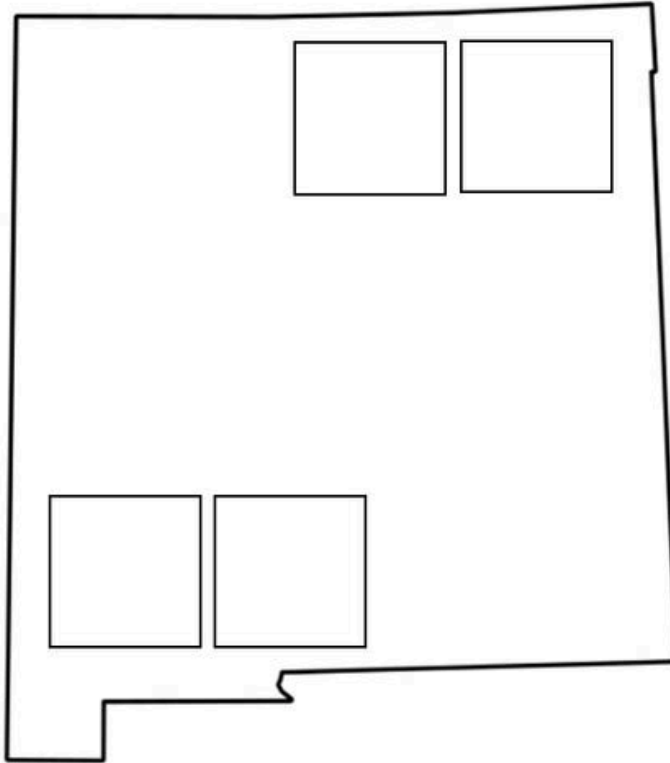
ChristaJoy, Special Needs for Special Kids
The Picture Communication Symbols ©1981-2018 by Tobii Dynavox. All Rights Reserved Worldwide. Used with permission. Boardmaker® is a trademark of Tobii Dynavox

There are several maps to identify the state, surrounding states, and major cities.

Differentiated versions are included.

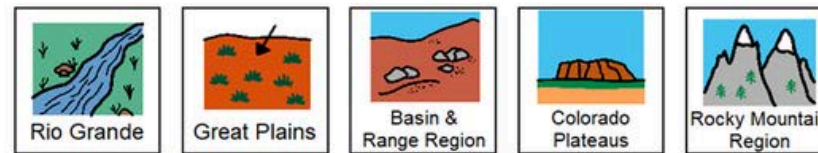
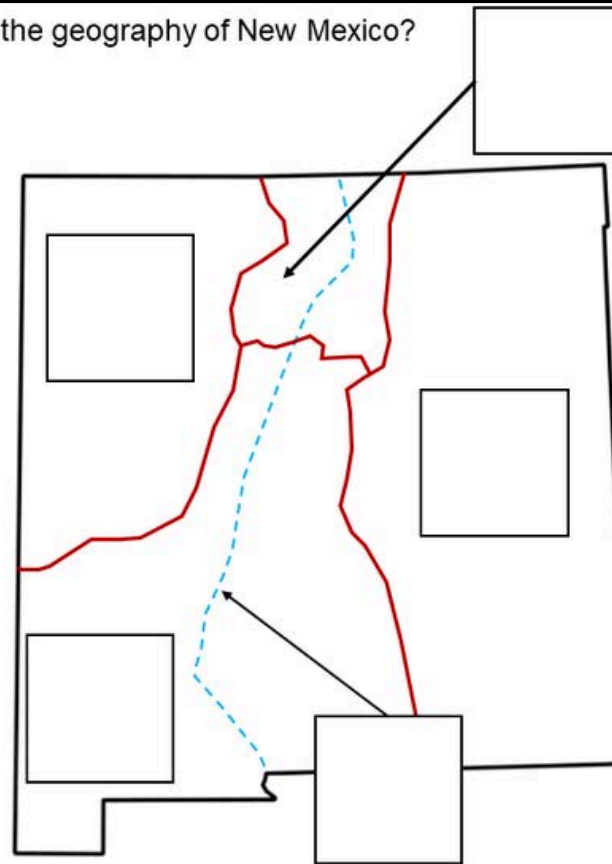
differentiated

What is the weather like in New Mexico?



Christa Joy, Special Needs for Special Kids
The Picture Communication Symbols ©1981-2019 by Tobii Dynavox. All Rights Reserved Worldwide. Used with permission. Boardmaker® is a trademark of Tobii Dynavox.


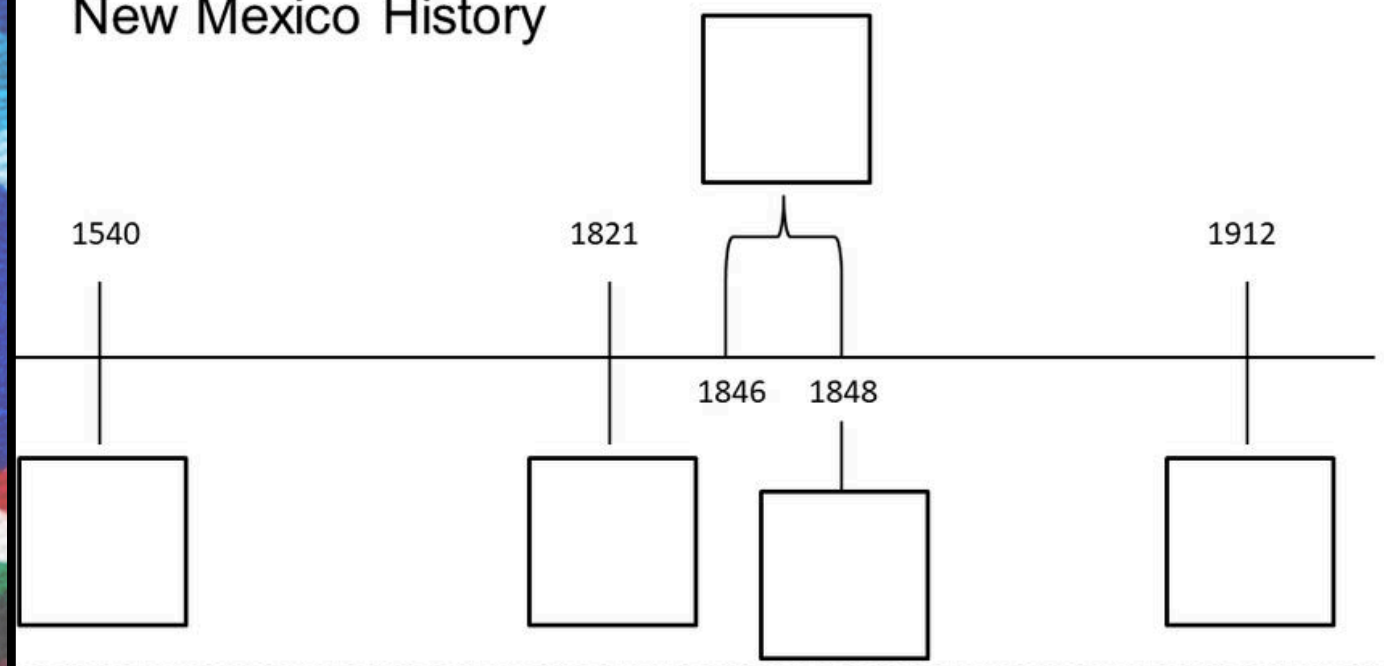
What is the geography of New Mexico?



Christa Joy, Special Needs for Special Kids
The Picture Communication Symbols ©1981-2019 by Tobii Dynavox. All Rights Reserved Worldwide. Used with permission. Boardmaker® is a trademark of Tobii Dynavox.

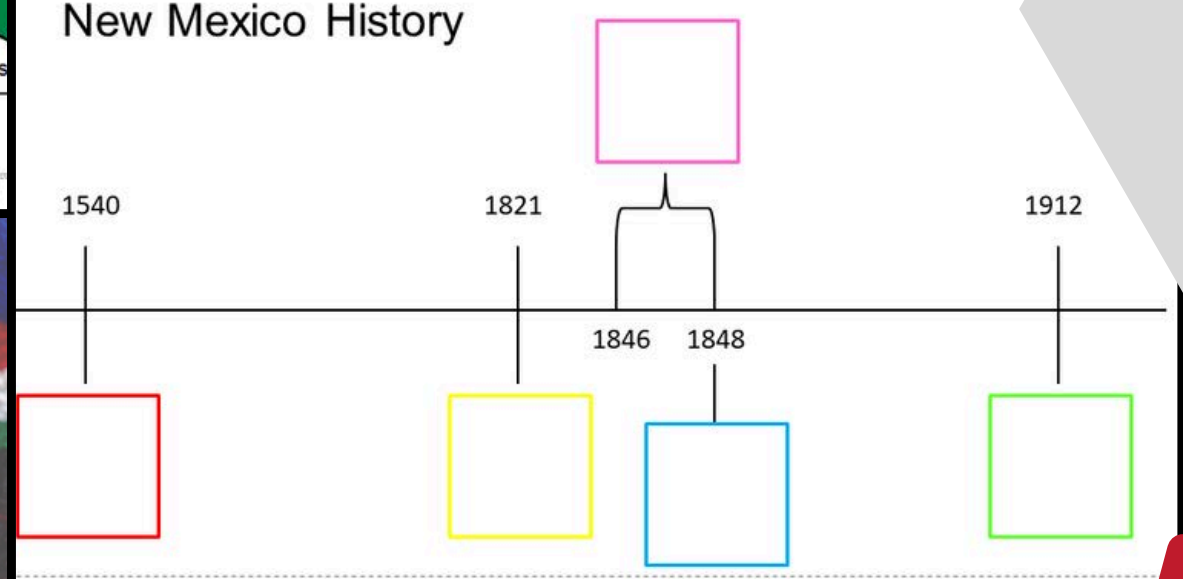
Students will identify how the climate and geography change across the state.

New Mexico History



Christa Joy, Special Needs for Special Kids
The Picture Communication Symbols ©1981-2019 by Tobii Dynavox. All Rights Reserved. Worldwide, used with permission. Boardmaker® is a trademark of Tobii Dynavox.

New Mexico History




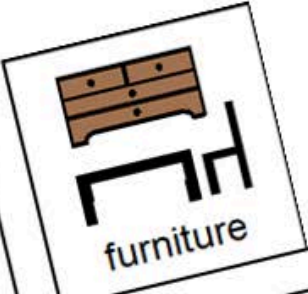










Christa Joy, Special Needs for Special Kids
The Picture Communication Symbols ©1981-2019 by Tobii Dynavox. All Rights Reserved. Worldwide, used with permission. Boardmaker® is a trademark of Tobii Dynavox.

Students will complete a timeline of the main events that have happened in this state's history. There is a color-coded version included (shown here).













 oil	 potash	 perlite	 furniture
 clam	 crab	 natural gas	 coconut
 chile peppers	 salt	 lobster	 pinto beans

Students will sort resources that do and do not come out of this state. These are covered in the books. Suggestions for differentiation are included.

What would you see at each landmark in New Mexico?









 Roswell	<input type="text"/>	 Carlsbad Caverns	<input type="text"/>
 White Sands	<input type="text"/>	 Fort Union	<input type="text"/>
 Four Corners	<input type="text"/>	 Taos Pueblo	<input type="text"/>
 Capulin Volcano	<input type="text"/>	 Albuquerque	<input type="text"/>

What is each person from New Mexico famous for?









Jeff Bezos	<input type="text"/>	John Denver	<input type="text"/>
Dolores Huerta	<input type="text"/>	Georgia O'Keefe	<input type="text"/>
Katherine Ortega	<input type="text"/>	Neil Patrick Harris	<input type="text"/>
Demi Lovato	<input type="text"/>	Demi Moore	<input type="text"/>

Students will complete 2 matching activities that look at landmarks and famous people.

Match the item to each landmark on the previous page.

 family members	 hot air balloons	 alien exhibits	 Rim Drive
 bats	 missile range	 Civil War facts	 Utah border

Match what each person is famous for on the previous page.

 civil rights	 Amazon founder	 singer	 actor
 actor	 US Treasurer	 painter	 actor

My trip

I traveled to New Mexico, so I went to see

went with me.



We also went to see the



I got a

to remember my trip.

Visiting New Mexico made me feel

Christa Joy, Special Needs for Special Kids The Picture Communication Symbols ©1981-2019 by Tobii Dynavox. All Rights Reserved Worldwide. Used with permission. Boardmaker® is a trademark of Tobii Dynavox.

 Roswell	 Carlsbad Caverns	 White Sands	 Four Corners	 Taos Pueblo
 parents	 grandparents	 best friend	 family	 class
 duck races	 hot air balloons	 Capulin Volcano	 alien exhibits	 Palace of Governors
 scrapbook	 photo	 postcard	 keychain	 poster
 patriotic	 proud	 great	 thankful	 happy


Christa Joy, Special Needs for Special Kids The Picture Communication Symbols ©1981-2019 by Tobii Dynavox. All Rights Reserved Worldwide. Used with permission. Boardmaker® is a trademark of Tobii Dynavox.

There is a writing prompt for students to write about taking a trip to see New Mexico. This is an errorless activity.

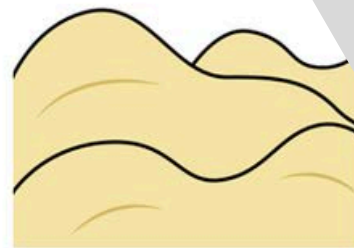
Who am I cards

- Give each student a set of Who am I cards
- Various options/ways to play, but the goal is to have students hold up the card you are talking about. Sometimes there can be more than one correct answer
- Things you can do:
 - Hold up a who am I card
 - Show a page from the book
 - Point to a symbol on the vocabulary board
 - Verbally describe something about New Mexico.
- Tell a story as though you were visiting New Mexico.
 - What do you see?
 - What is the weather like?
 - What plants or animals do you see?
 - Where do you live (city or country)?
 - What are you eating?

The Picture Comm
Worldwide. Us



Four Corners



White Sands



Fort Union



Taos Pueblo

Group activity

There are large cards and directions for playing a "Who am I?" group activity.

Bingo cards



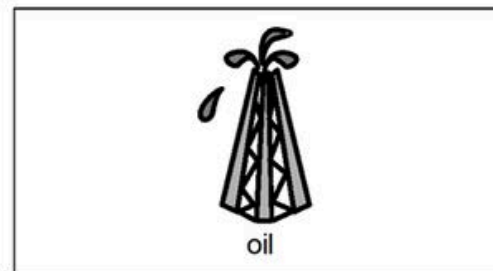
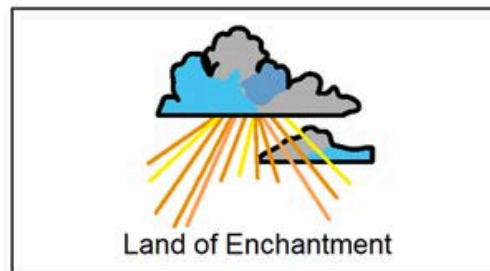
- Included are 10 Bingo cards in color and 10 Bingo cards in BW.
- Place the cards in page protectors or laminate for long term use.
- **Cut one board apart to use as calling cards.**
- This is a great way to practice the new vocabulary included in this unit.
- Cut apart a set of the vocabulary cards to use as the calling cards.
- Options:
 - Show students the picture for them to match
 - Read the definition and see if students can find the matching picture
 - Work as teams
 - Vary the "winning" patterns.
 - Cover all
 - Cover corners
 - Row across or down
 - Cover the edges
 - Vary the ways to mark the card
 - Place in page protector or laminate and use dry erase markers
 - Stickers
 - Post-it notes
 - Dot markers

New Mexico

			
flag	Carlsbad Caverns	New Mexico	Hot air balloon
			
Smokey the Bear	Roswell	Taos Pueblo	Dirt roads
			
Palace of Governors	Chile peppers	oil	Mexican culture
			
Land of Enchantment	Capulin Volcano	Sante Fe	Duck Race

Group activity



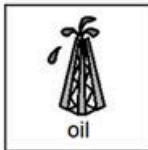
There are 10 color and 10 black and white Bingo cards included plus 10 different ways to use them and play Bingo. There are calling cards included. This is a great way to review vocabulary.



Calling cards included



New Mexico (week 1)

1. is the capital of New Mexico.
2. New Mexico is known as the .
3. The runs through the center of the state.
4. is an important resource to New Mexico's economy.
5. New Mexico produces the most in the US and is used for insulation and gardening.



New Mexico (week 2)

1. states meet at Four Corners.
2. is one of the oldest continuously inhabited in the US.
3. You can travel on Rim Drive around the top of .
4. The culture is very important to New Mexico.
5. The world's largest festival is held in Albuquerque.



Close worksheets are a great informal assessment. This unit has one for each week. Suggestions for differentiation are included.

Answer key included.

1. What is the capital of New Mexico?



Sante Fe



Albuquerque



Washington, D.C.

2. What is the nickname for New Mexico?



Desert State



Taco State



Land of Enchantment

3. How did the US gain control of New Mexico?



Louisiana Purchase




Civil War



Mexican-American War

4. What runs through the center of the state?



Rocky Mountains



Everglades



Rio Grande

5. How many states meet at the northwest corner of the state?



2



5

Print onto cardstock or mount on index cards. Cut pictures apart and show student answer choices for each question.

Q 3



Louisiana Purchase



Civil War



Mexican-American War

Q 4



Everglades



Rio Grande

1. What is the capital of New Mexico?

- A. Sante Fe
- B. Albuquerque
- C. Washington, DC

2. What is the nickname for New Mexico?

- A. Desert State
- B. Taco State
- C. Land of Enchantment

3. How did the US gain control of New Mexico?

- A. Louisiana Purchase
- B. Civil War
- C. Mexican-American War

4. What runs through the center of the state?

- A. Rocky Mountains
- B. Everglades
- C. Rio Grande

5. How many states meet at the northwest corner of the state?






- A. 2
- B. 5
- C. 4

FINALLY the assessment!! There are 3 versions.

- 10 questions with 3 picture choices for each question
- cut out the answer choices and glue them on index cards
- traditional multiple choice

Answer key included.














Ingredient Labels

 tortillo chips	 cheddar cheese
 salsa	 cheddar cheese
 sour cream	 ground beef

Christa Joy, Special Needs for Special Kids
The Picture Communication Symbols ©1981-2021 by Tobii Dynavox. All Rights Reserved
Worldwide. Used with permission. Boardmaker® is a trademark of Tobii Dynavox

Group activity

Recipe 1 (easy)

 plate	1. Place a layer of  chips	on a plate
	2. Add  cheese	
	3. Add  salsa	
	4. Add  sour cream	
	5. Add  black olives	
 1 minute	6. Microwave  microwave	
 eat	7. Eat!	

Christa Joy, Special Needs for Special Kids
The Picture Communication Symbols ©1981-2021 by Tobii Dynavox. All Rights Reserved
Worldwide. Used with permission. Boardmaker® is a trademark of Tobii Dynavox

Included is a simple picture recipe for Nachos. There is an easy and harder version where students will brown ground beef.

This will wrap up this 2-week unit.



New Mexico



Week 1

By Christa Joy

This unit also includes digital versions of the activities.

Students can watch a movie book version of the book rather than printing it out.

Great for review

















1. is the capital of New Mexico.
2. New Mexico is known as the .
3. The runs through the center of the state.
4. is an important resource to New Mexico's economy.
5. New Mexico produces the most in the US and is used for insulation and gardening.

Choose the best picture to finish each sentence.



Each activity is set up so students can click and drag answers. No typing is required.


Perfect for every learning level

 Roswell		 Carlsbad Caverns	
 White Sands		 Fort Union	
 Four Corners		 Taos Pueblo	
 Capulin Volcano		 Albuquerque	

What would you see at each of these landmarks in New Mexico?

 family members	 hot air balloons	 alien
 Rim Drive	 bats	 Utah border
 Civil War facts	 Utah border	

The second set of slides uses color for differentiation and extra support for students who may need it. Mix and match slides from both sets to make the perfect set for each student.



This resource comes in a zipped folder. You will need to unzip the folder to access all the contents, which include:

- ***10 days of lesson plans***
- ***New Mexico activities in color***
- ***New Mexico activities in black and white***
- ***Voice-recorded PowerPoint show***
- ***New Mexico books (PowerPoints) to use with activities***
- ***Links and directions to digital activities***



Starting in August 2023, I am starting on a project to create a 2-week unit for each state.

I am doing these in order of popularity.

If you would like me to do a unit on your state, send me an email at specialneedsforspecialkids@gmail.com. I will add it to the list.

I do plan to complete all the states at a rate of 1 per week.