

A drive-in theater at dusk. A large billboard on top of the theater building displays the text "Something Wonky This Way Comes" in a red, serif font. The theater building has a red and white striped awning. A sign hanging from the awning says "GENYER'S" and "SPECIALTY". Several cars are parked in the drive-in lot. The sky is a mix of orange and purple, with some stars visible.

# Something Wonky This Way Comes

**11 activities**

**chapter  
questions**



**FOR SPECIAL EDUCATION**





These novel units are something I created and started using in my classroom. I had students with significant challenges and most were **non-readers**. They were the best thing I ever did, and my students LOVED them.

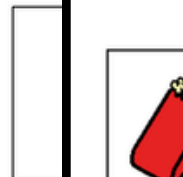

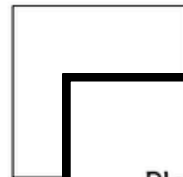


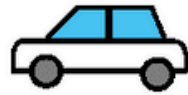




## Table of Contents


Worksheet pages	Activity	Chapter
4	Suggestions for use	
5	Story board	
6	Title and Author	
7-9	Things at the movies	1
10-11	Hyperboles	2
12-14	Places to go on a date	3
15-16	Opposites	4
17	Wonky	5
18-19	Toppings for pizza or popcorn	6
20-21	Good or bad manners	9
22-24	Sounds of distress	10
25-26	Give each car a bag of popcorn (1:1 correspondence)	11
27-28	My Happy Ending	13
29-31	Other novel units available	
32-33	Terms of use	

This novel unit has **11 different activities**. These activities are NOT comprehension-based. So, even if your students do not pay attention, they can still complete the activity.

Give each car a bag of popcorn.



Place one bag of popcorn next to each car.



For example, students will give each car at the drive-in a bag of popcorn.

Practicing 1:1 correspondence is a great skill for building strong number sense.



## Suggestions for Use


- I made this unit to go along with the book, *Mercy Watson Something Wonky This Way Comes (book 6)*, by Kate DiCamillo.
- I figured that you would be reading it aloud to your class at a rate of about 1-2 chapters per day.
- Be sure to give each student their own copy of the story board (pg. 5) to use while reading and discussing the story.
- Benefits of reading out loud, even to classes made up of severely affected students:
  - Teaches students to sit quietly even when there isn't something for them to do. This is such an important life skill. We all have to spend time sitting and listening to someone we are not that interested in at some point.
  - Parents will LOVE you. Not only will they be excited their child is being exposed to age appropriate material, but you are teaching them how to sit quietly, which will hopefully transfer to home as well.
  - Even with your lowest level learners, you will have 1 or 2 that will truly enjoy the story.
  - It can be a calming experience to sit and listen to the teacher read in a methodical way.
- For students who need more structure, place the number of post-it notes in front of him/her that corresponds to the number of pages you intend to read. Remove a post-it as you finish each page. The visual will help lessen their anxiety.
- You will find 1 activity for each chapter. You will still have plenty to choose from and find those that fit best with your students.
- Differentiation:
  - For any activity, you can quickly differentiate for your lower level learners by using a color coding technique.
  - If sorting, outline each sorting category a certain color and then outline the corresponding pictures the same color.
  - Becomes a matching task.
- This unit includes 15 comprehension questions. There is a chart to show which chapter each question comes from. Each questions is a multiple-choice questions with three answer choices that uses pictures. (*This is a separate pdf.*)
- An answer key is included.

Suggestions on how I found this activity worked best in my classroom are provided. I typically had 6-8 students with one adult assistant in the room with me.



Mercy Watson Something Wonky  
This Way Comes  
(book 6)  
for Special Education











By  
Christa Joy  
Special Needs for Special Kids



*This entire novel unit  
comes in 2 separate files.  
One is completely in color  
and one is completely in  
black and white.*



Story Board : to use while reading and for class discussions. Laminate and make 1 copy for each student.

 Mercy	 Mr. Watson	 Mrs. Watson	 Baby	 Eugenia
 movies	 popcorn	 butter	 date	 wonky
 drive-in	 net	 lasso	 fire department	 happy ending
 repeat that	 I like that	 I don't like that	 I don't know	 need a break

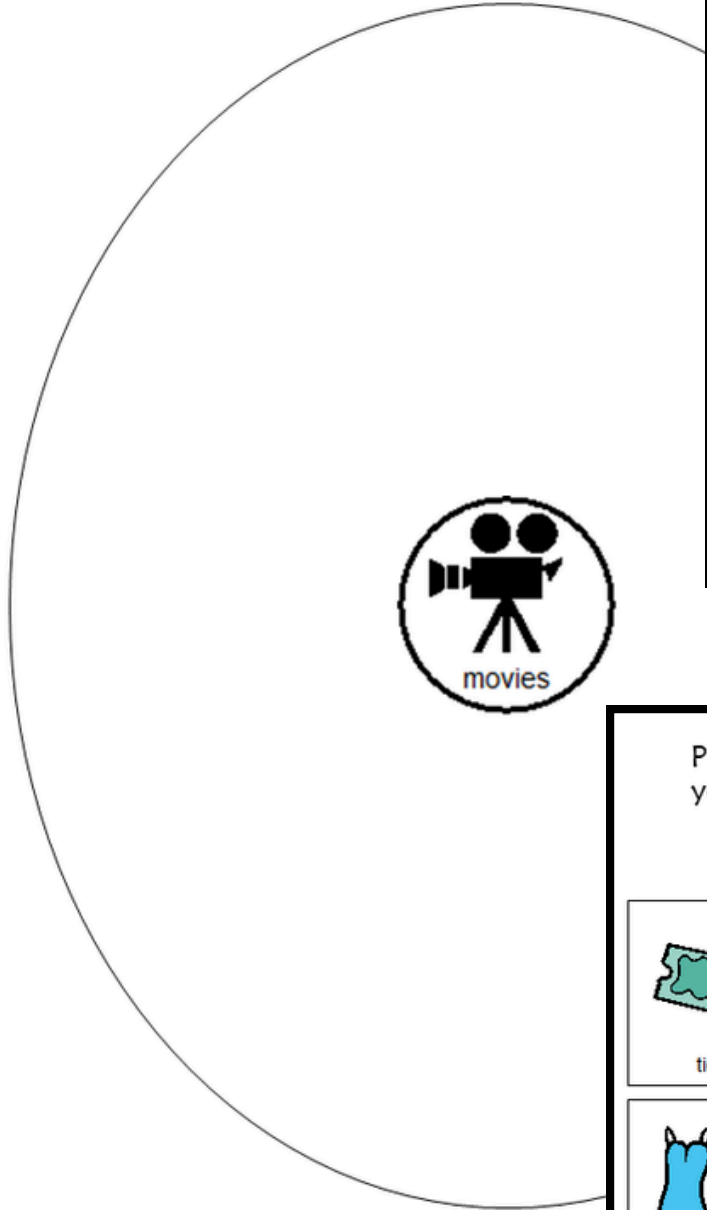
This unit comes with a vocabulary board.

Vocabulary boards are great for ALL students to assist with participation and engagement in group discussions.

Tips on how to use in the unit!!




Have you ever been to the movies? What are some things you think you often find at the movie theater?




Errorless version

Place the pictures in the circle map on previous page showing things found at a movie theater.



Place the pictures in the circle map on previous page **ONLY IF** you think it relates to going to the movies.

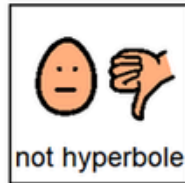



There are circle maps in this unit.

Circle maps are a great way for students to see the big idea.



“When pigs fly,” is a hyperbole. Sort the examples on the next page into those that are examples of hyperbole and those that are not.



Sort the following examples into the correct column on the previous page. If you are not sure, place it on the middle line.











 blew his top	 colorful crayons	 old as the hills	 1,000,000 took a million hours
 belt is killing me	 cried a river	 weighed a ton	 skinny as a toothpick
 boomed like thunder	 dead on my feet	 rock music	 eat a horse
 chirping cricket	 exhausted	 joking	 castle

There are sorting activities.

Directions on how to add differentiation are included.













Match the opposites using pictures on the next page.

 hungry	<input type="text"/>	 loud	<input type="text"/>
 day	<input type="text"/>	 summer	<input type="text"/>
 sunny	<input type="text"/>	 alone	<input type="text"/>
 wet	<input type="text"/>	 sad	<input type="text"/>
 flat	<input type="text"/>	 scared	<input type="text"/>



There are matching activities.  
Directions on how to add  
differentiation are included.

Match to the opposite on the previous page.

 winter	 quiet	 night	 round	 happy
 full	 raining	 dry	 crowded	 brave



# My Happy Ending





























I wrote a story. The end was really .

First, the  rescued the princess.

Then they found the treasure in the .

The dangerous  was stopped.

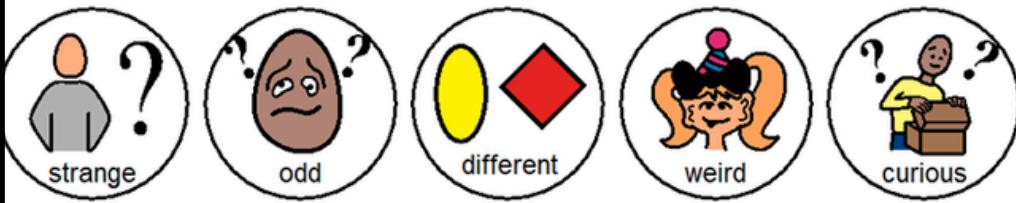
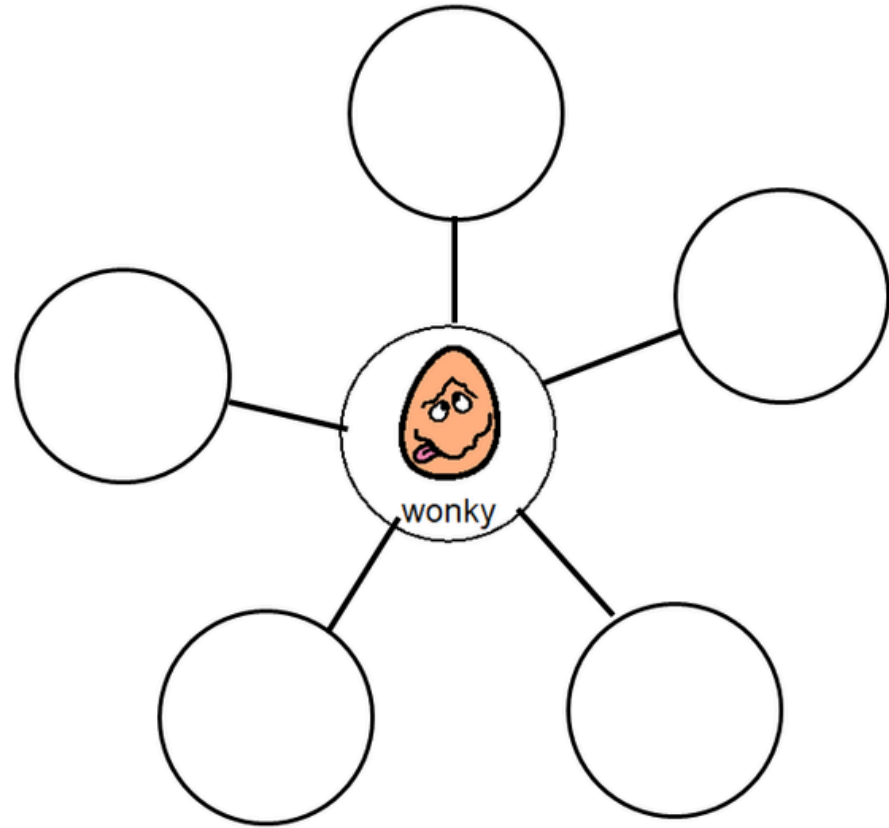
Everyone lived happily ever after in the .

 happy	 great	 exciting	 perfect	 surprising	 good
 prince	 frog	 king	 dragon	 hero	
 ship	 castle	 cave	 dungeon	 sand	
 vampire	 villian	 storm	 virus	 witch	 dragon
 castle	 village	 cabin	 haunted house	 city	 island

There are writing prompts.

Students can choose from the pictures (making this an errorless activity) or write in their own answers.


What does wonky mean (in this book)?



CH 5

17

Sort things you would put on popcorn or on pizza.



Sort popcorn vs pizza toppings. If you think it could be both, then put it on the middle line.

 salt	 caramel	 mushrooms	 sausage
 tomato sauce	 onions	 butter	 bell pepper
 bacon	 cheese powder	 cheese	 hot peppers
 sugar	 pepperoni	 olives	 chocolate

CH 6

The


CH 6

19

Because there are so many activities, you can choose the ones that fit your students the best.



6. Was the butter on the popcorn real butter?



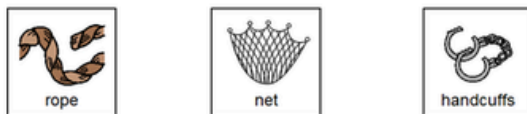
7. What do Mr. Watson and Frank get for everyone?



8. What did Mercy go looking for?



9. What does Francine take to capture Mercy?



10. Where did Mercy find some popcorn?



11. What did Officer Tomilello hear that he thought might be trouble?



12. Why was Mrs. Watson crying?



13. What does Leroy use to try and catch Mercy?



14. Who did Beatrice, the ticket lady, call for help?



15. Who ends up catching Mercy?



This unit does come with comprehension questions.

There are 15 questions for the book. Each question has 3 picture choices, both in color and black and white.

Answer key included!!