

Mercy Watson Princess in Disguise

11 activities

**chapter
questions**



FOR SPECIAL EDUCATION



These novel units are something I created and started using in my classroom. I had students with significant challenges and most were **non-readers**. They were the best thing I ever did, and my students LOVED them.

Table of Contents


| Worksheet pages | Activity | Chapter |
|-----------------|--|---------|
| 4 | Suggestions for use | |
| 5 | Story board | |
| 6 | Title and Author | |
| 7-8 | The Perfect Costume | 2 |
| 9-10 | Measure Mercy | 3 |
| 11-12 | If Then | 4 |
| 13 | Trick or Treat | 5 |
| 14 | Count the candy | 6-7 |
| 15-16 | Sort the candy | 8 |
| 17 | Trace Mercy chasing General Washington | 9-10 |
| 18-19 | Animals that climb trees | 12 |
| 20 | Sequence rescuing General Washington | 15 |
| 21-23 | Things at a Halloween Party | 16 |
| 24-26 | Other novel units available | |
| 27-28 | Terms of use | |

This novel unit has **11** different activities. These activities are NOT comprehension-based. So, even if your students do not pay attention, they can still complete the activity.

Sort the candy, putting the same kind in each oval.

Three large empty ovals for sorting the candy.

Sort the candy on the previous page.



For example, the Halloween candy spills all over the kitchen floor.

In this activity, students will sort the candy into 3 groups.

Suggestions for Use

- I made this unit to go along with the book, *Mercy Watson Princess in Disguise (book 4)*, by Kate DiCamillo.
- I figured that you would be reading it aloud to your class at a rate of about 1-2 chapters per day.
- Be sure to give each student their own copy of the story board (pg. 5) to use while reading and discussing the story.
- Benefits of reading out loud, even to classes made up of severely affected students:
 - Teaches students to sit quietly even when there isn't something for them to do. This is such an important life skill. We all have to spend time sitting and listening to someone we are not that interested in at some point.
 - Parents will LOVE you. Not only will they be excited their child is being exposed to age appropriate material, but you are teaching them how to sit quietly, which will hopefully transfer to home as well.
 - Even with your lowest level learners, you will have 1 or 2 that will truly enjoy the story.
 - It can be a calming experience to sit and listen to the teacher read in a methodical way.
- For students who need more structure, place the number of post-it notes in front of him/her that corresponds to the number of pages you intend to read. Remove a post-it as you finish each page. The visual will help lessen their anxiety.
- You will find 1 activity for each chapter. You will still have plenty to choose from and find those that fit best with your students.
- Differentiation:
 - For any activity, you can quickly differentiate for your lower level learners by using a color coding technique.
 - If sorting, outline each sorting category a certain color and then outline the corresponding pictures the same color.
 - Becomes a matching task.
- This unit includes 15 comprehension questions. There is a chart to show which chapter each question comes from. Each question is a multiple-choice question with three answer choices that uses pictures. (*This is a separate pdf.*)
- An answer key is included.

Suggestions on how I found this activity worked best in my classroom are provided. I typically had 6-8 students with one adult assistant in the room with me.

Mercy Watson Princess in Disguise

(book 4)

for Special Education

By


Christa Joy

Special Needs for Special Kids



This entire novel unit comes in 2 separate files. One is completely in color and one is completely in black and white.

Story Board : to use while reading and for class discussions. Laminate and make 1 copy for each student.



This unit comes with a vocabulary board.


Vocabulary boards are great for ALL students to assist with participation and engagement in group discussions.

Tips on how to use in the unit!!

What are some things you would find at a Halloween party?



Place the following in the circle map on the previous page showing things at a Halloween party.



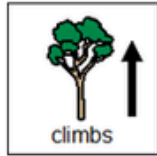
Place the following in the circle map on the previous page **ONLY IF** you think they would be found at a Halloween party.




There is a circle map in this unit.

Circle maps are a great way for students to see the big idea.

Which of the following animals do you think could climb a tree?



Place the animals in the correct column. If you are not sure, place it on the middle line.



Can climb:

- bear
- raccoon
- opossum
- monkey
- squirrel
- cat
- lizard
- snake

Can't climb:

- goldfish
- rhino
- groundhog
- cow
- pig
- giraffe
- turtle

There are sorting activities.

Directions on how to add differentiation are included.

Put the steps in order to go trick or treating safely.



| | | | | |
|---|---|---|---|---|
| 1 | 2 | 3 | 4 | 5 |
|---|---|---|---|---|



There are matching activities. Directions on how to add differentiation are included.

The Perfect Costume

This year, I want to be a for Halloween.

helped me pick out my costume.

I will go trick or treating at .

My favorite candy to get is .

I think Halloween is .




| | | | | | |
|--------------|-------------|----------|----------------|-----------------|-------------|
| ghost | witch | pirate | knight | baseball player | ballerina |
| mom | best friend | brother | sister | grandmother | grandfather |
| my neighbors | home | school | church | the park | the mall |
| candy bar | Hershey bar | lollipop | surprise candy | hard candy | jellybeans |
| great | fun | exciting | scary | wonderful | the best |

CH 2 Christa Joy, Special Needs for Special Kids The Picture Communication Symbols ©1981-2019 by Tobii Dynavox. All Rights Reserved Worldwide. Used with permission. Boardmaker® is a trademark of Tobii Dynavox. 8

There is a writing prompt.

Students can choose from the pictures (making this an errorless activity) or write their own answers.


Record how long and tall Mercy is.



| | | |
|--------|--|----|
| height | | cm |
| length | | cm |

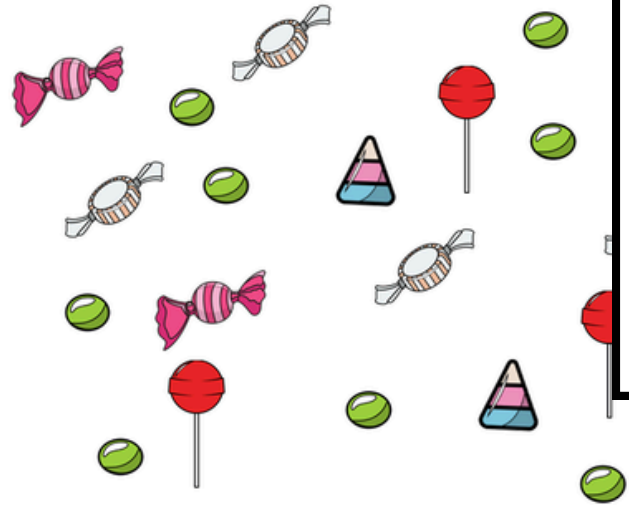
CH 3 Christa Joy, Special Needs for Special Kids The Picture Communication Symbols ©1981-2019 by Tobii Dynavox. All Rights Reserved Worldwide. Used with permission. Boardmaker® is a trademark of Tobii Dynavox






Chase the path of Mercy chasing General Washington.



CH 9-10 Christa Joy, Special Needs for Special Kids The Picture Communication Symbols ©1981-2019 by Tobii Dynavox. All Rights Reserved Worldwide. Used with permission. Boardmaker® is a trademark of Tobii Dynavox

Count the number of each type of candy you see.



| | |
|---|--|
|  | |
|  | |
|  | |
|  | |
|  | |

CH 6-7 Christa Joy, Special Needs for Special Kids The Picture Communication Symbols ©1981-2018 by Tobii Dynavox. All Rights Reserved Worldwide. Used with permission. Boardmaker® is a trademark of Tobii Dynavox

Because there are so many activities, you can choose the ones that fit your students the best.

6. Who was waiting at the back door to give Mercy a treat?



Baby



mailman




ghost

7. What did Mercy eat off the floor?



popcorn



cranberries




treats

8. Who did Mercy chase through Lincoln's house?



cat



Eugenia



puppy

9. What did Stella think the chase was?



emergency!



party

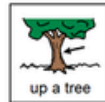


parade

10. Where did General Washington, the cat, go?



garage



up a tree




tunnel

11. Would General Washington come down when Eugenia yelled for him?



yes



no



I don't know

12. Who did they call to get General Washington out of the tree?



Mr. Watson

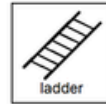


Baby



fire department

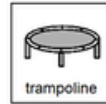
13. What did they use to rescue General Washington?



ladder



rope



trampoline

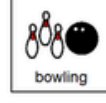
14. What did Mrs. Watson decide to do?



nap



have a party




bowling

15. What did Mrs. Watson serve?



treats



toast



cupcakes

This unit does come with comprehension questions.

There are 15 questions for the book. Each question has 3 picture choices. They are in color and black and white.

Answer key included!!