



**MERCY WATSON  
BUNDLE  
BOOKS 1-7**



**FOR SPECIAL EDUCATION**





These novel units are something I created and started using in my classroom. I had students with significant challenges and most were **non-readers**. They were the best thing I ever did, and my students LOVED them.





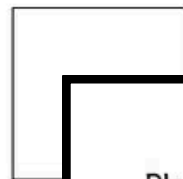


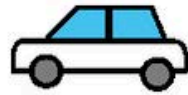


## Table of Contents

Worksheet pages	Activity	Chapter
4	Suggestions for use	
5	Story board	
6	Title and Author	
7-9	Things at the movies	1
10-11	Hyperboles	2
12-14	Places to go on a date	3
15-16	Opposites	4
17	Wonky	5
18-19	Toppings for pizza or popcorn	6
20-21	Good or bad manners	9
22-24	Sounds of distress	10
25-26	Give each car a bag of popcorn (1:1 correspondence)	11
27-28	My Happy Ending	13
29-31	Other novel units available	
32-33	Terms of use	



*Each novel unit has activities. These activities are NOT comprehension-based. So, even if your students do not pay attention, they can still complete the activity.*



Give each car a bag of popcorn.



Place one bag of popcorn next to each car.



For example, students will give each car at the drive-in a bag of popcorn.

Practicing 1:1 correspondence is a great skill for building strong number sense.



## Suggestions for Use


- I made this unit to go along with the book, *Mercy Watson Something Wonky This Way Comes (book 6)*, by Kate DiCamillo.
- I figured that you would be reading it aloud to your class at a rate of about 1-2 chapters per day.
- Be sure to give each student their own copy of the story board (pg. 5) to use while reading and discussing the story.
- Benefits of reading out loud, even to classes made up of severely affected students:
  - Teaches students to sit quietly even when there isn't something for them to do. This is such an important life skill. We all have to spend time sitting and listening to someone we are not that interested in at some point.
  - Parents will LOVE you. Not only will they be excited their child is being exposed to age appropriate material, but you are teaching them how to sit quietly, which will hopefully transfer to home as well.
  - Even with your lowest level learners, you will have 1 or 2 that will truly enjoy the story.
  - It can be a calming experience to sit and listen to the teacher read in a methodical way.
- For students who need more structure, place the number of post-it notes in front of him/her that corresponds to the number of pages you intend to read. Remove a post-it as you finish each page. The visual will help lessen their anxiety.
- You will find 1 activity for each chapter. You will still have plenty to choose from and find those that fit best with your students.
- Differentiation:
  - For any activity, you can quickly differentiate for your lower level learners by using a color coding technique.
  - If sorting, outline each sorting category a certain color and then outline the corresponding pictures the same color.
  - Becomes a matching task.
- This unit includes 15 comprehension questions. There is a chart to show which chapter each question comes from. Each questions is a multiple-choice questions with three answer choices that uses pictures. (*This is a separate pdf.*)
- An answer key is included.

Suggestions on how I found this activity worked best in my classroom are provided. I typically had 6-8 students with one adult assistant in the room with me.



Color version

**Mercy Watson Fights Crime**  
(book 3)  
for Special Education  
By  
Christa Joy  
Special Needs for Special Kids



*Each novel unit comes in 2  
separate files. One is  
completely in color and  
one is completely in black  
and white.*



Story Board : to use while reading and for class discussions. Laminate and make 1 copy for each student.

 Mercy	 Mrs. Watson	 Mr. Watson	 Leroy	 Eugenia
 Baby	 cowboy	 steal	 toast	 smell
 barrel candy	 butter	 fire department	 Officer Tomilello	 newspaper
 repeat that	 I like that	 I don't like that	 I don't know	 need a break

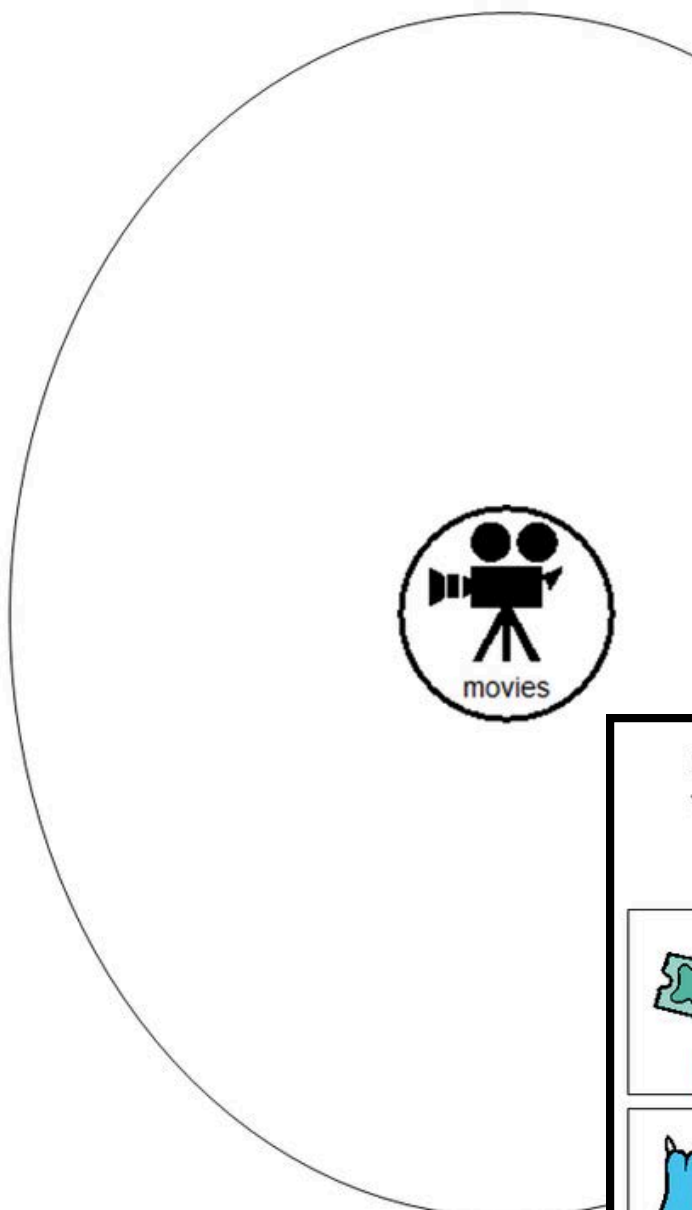
Each novel study comes with its own vocabulary board.

Vocabulary boards are great for ALL students to assist with participation and engagement in group discussions.

Tips on how to use in the unit!!

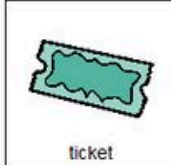




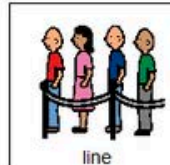



Have you ever been to the movies? What are some things you think you often find at the movie theater?



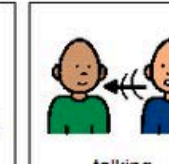





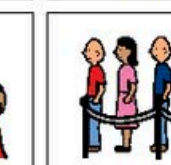








Errorless version

Place the pictures in the circle map on previous page showing things found at a movie theater.

 ticket	 popcorn	 soda	 candy	 big screen
 quiet	 movie star	 friends	 line	 no cell phone

Place the pictures in the circle map on previous page **ONLY IF** you think it relates to going to the movies.


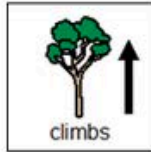
 ticket	 popcorn	 talking	 woods	 big screen
 bathing suit	 movie star	 friends	 line	 no cell phone
 quiet	 sand	 soda	 candy	 radio

There are circle maps in these novel studies.


Circle maps are a great way for students to see the big idea.



Which of the following animals do you think could climb a tree?



Place the animals in the correct column. If you are not sure, place it on the middle line.



Can climb:

- bear
- raccoon
- opossum
- monkey
- squirrel
- cat
- lizard
- snake

Can't climb:











- goldfish
- rhino
- groundhog
- cow
- pig
- giraffe
- turtle

There are sorting activities.











Directions on how to add differentiation are included.



Match the opposites using pictures on the next page.

 hungry	<input type="text"/>	 loud	<input type="text"/>
 day	<input type="text"/>	 summer	<input type="text"/>
 sunny	<input type="text"/>	 alone	<input type="text"/>
 wet	<input type="text"/>	 sad	<input type="text"/>
 flat	<input type="text"/>	 scared	<input type="text"/>

Match to the opposite on the previous page.

 winter	 quiet	 night	 round	 happy
 full	 raining	 dry	 crowded	 brave

There are matching activities. Directions on how to add differentiation are included.



# Think Like a Pig

If you think like a pig, you would look for

to eat.

If you think like a pig, you would look for

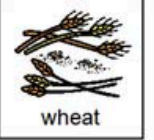


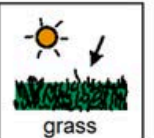












to sleep on.

If you think like a pig, you would look for

to play in.

If you think like a pig, you would play with a

I think being a pig would be

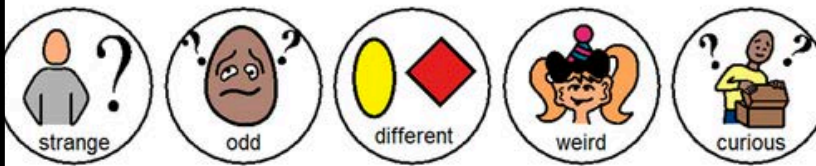
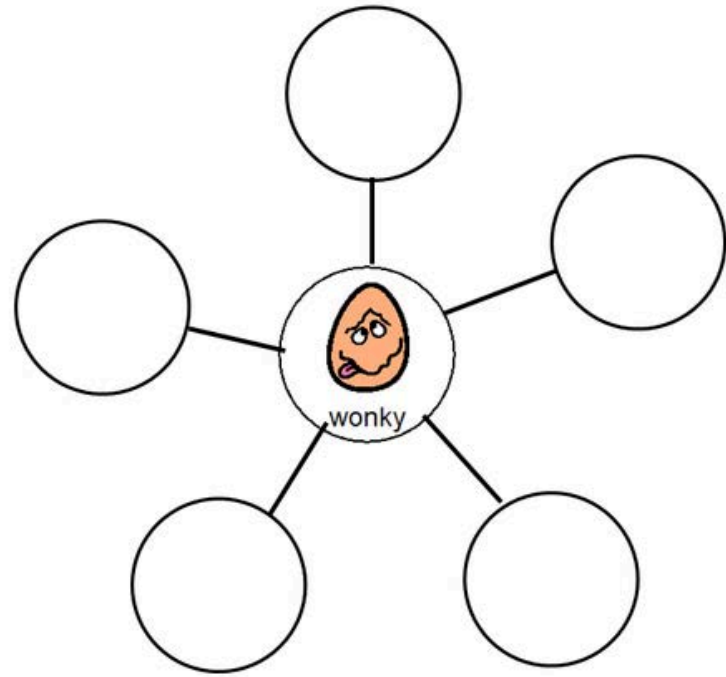
 corn	 wheat	 vegetables	 fruit	 toast
 hay	 grass	 mud	 a blanket	 a park
 mud	 a pool	 a pond	 a field	 a park
 sheep	 goat	 calf	 rat	 cat
 great	 fun	 interesting	 okay	 silly

There are writing prompts.

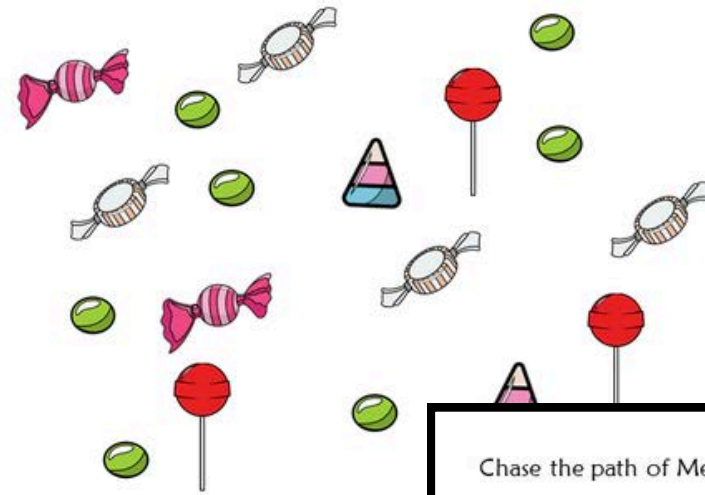
Students can choose from the pictures (making this an errorless activity) or write in their own answers.



What does wonky mean (in this book)?



Count the number of each type of candy you see.




Chase the path of Mercy chasing General Washington.




Because there are so many activities, you can choose the ones that fit your students the best.



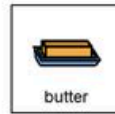
6. Was the butter on the popcorn real butter?




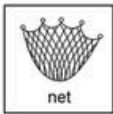
7. What do Mr. Watson and Frank get for everyone?



8. What did Mercy go looking for?



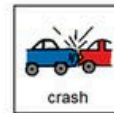
9. What does Francine take to capture Mercy?



10. Where did Mercy find some popcorn?



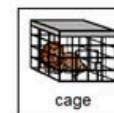
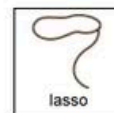
11. What did Officer Tomilello hear that he thought might be trouble?



12. Why was Mrs. Watson crying?




13. What does Leroy use to try and catch Mercy?



14. Who did Beatrice, the ticket lady, call for help?



15. Who ends up catching Mercy?



Each novel study comes with comprehension questions.

There are 15 questions for the book. Each question has 3 picture choices, both in color and black and white.

Answer key included!!