


THE ONE AND ONLY RUBY

21 activities

**chapter
questions**



Special Needs for Special Kids



These novel units are something I created and started using in my classroom. I had students with significant challenges and most were **non-readers**. They were the best thing I ever did, and my students LOVED them.

Table of Contents

Worksheet pages	Activity	Book Pages
6	Suggestions for use	
7	Story board	
8	Title and author	
9-11	Facts about elephants	1-19
12-13	Okay and not okay behaviors	1-19
14-15	Things that make me feel better	20-39
16-17	Solve the riddle	20-39
18-19	Things I am proud of	40-61
20-21	When I am grumpy	40-61
22-24	Distractions	62-83
25-26	I remember when	62-83
27-28	Ways to rescue someone	84-105
29	What is a poacher?	84-105
30-32	Things that fly	106-126
33	What is a sentinel?	106-126
34	Good or bad dreams	
35	What does panic look like?	
36-37	Ruby's travels	
38-39	Reasons people (and animals) cry	


Table of Contents

Worksheet pages	Activity	Pages
40-42	Ways to celebrate	168-189
43	Things made of ivory	168-189
44-45	Lodestars	190-210
46-47	What amazed you today?	190-210
48-50	Other Novel Units available	
51-52	Terms of Use	

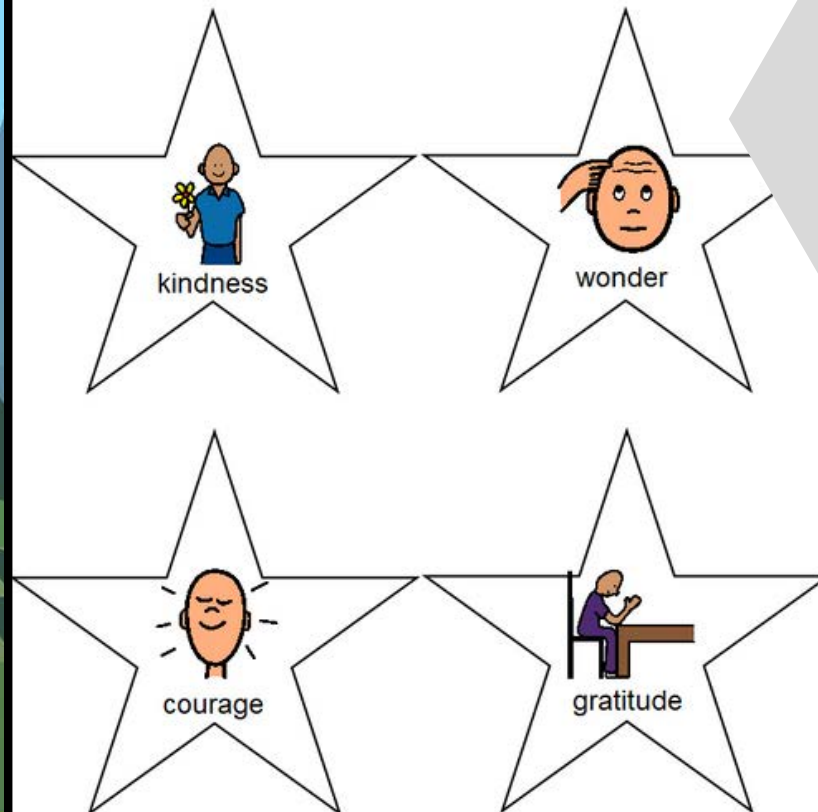
This novel unit has **21 different activities**. These activities are NOT comprehension-based. So, even if your students do not pay attention, they can still complete the activity.

ChristaJoy, Special Needs for Special Kids
The Picture Communication Symbols ©1981-2018 by Tobii Dynavox, All Rights Reserved. Used with permission. Boardmaker® is a trademark of Tobii Dynavox.

What are the Lodestars the elephants live by?



Color the elephant. Cut the stars out and place around the elephant.



For example, Ruby learns about the Elephant Lodestars.

In this activity, students will cut out the stars and place them around the elephant after coloring it in.

This is an errorless activity.


Suggestions for Use

- I made this unit to go along with the book, *One and Only Ruby* by Katherine Applegate.
- The thought is that you would be reading it aloud to your class at a rate of about **20 pages per day**.
- Be sure to give each student their own copy of the story board (pg. 6) to use while reading and discussing the story.
- Benefits of reading out loud, even to classes made up of severely affected students:
 - Teaches students to sit quietly even when there isn't something for them to do. This is such an important life skill. We all have to spend time sitting and listening to someone we are not that interested in at some point.
 - Parents will LOVE you. Not only will they be excited their child is being exposed to age appropriate material, but you are teaching them how to sit quietly, which will hopefully transfer to home as well.
 - Even with your lowest level learners, you will have 1 or 2 that will truly enjoy the story.
- It can be a calming experience to sit and listen to the teacher read in a methodical way. For students who need more structure, place the number of post-it notes in front of him/her that corresponds to the number of pages you intend to read. Remove a post-it as you finish each page. The visual will help lessen their anxiety.
- You will find activity for most chapters. You will still have plenty to choose from and find those that fit best with your students.
- Differentiation:
 - For any activity, you can quickly differentiate for your lower level learners by using a color coding technique.
 - If sorting, outline each sorting category a certain color and then outline the corresponding pictures the same color.
 - Becomes a matching task.
- There are comprehension questions to accompany this unit. There are 5 questions for every 20 pages with 3 picture answer choices. You will find these (in color and BW) in a separate file.

Suggestions on how I found this activity worked best in my classroom are provided. I typically had 6-8 students with one adult assistant in the room with me.




















The One and Only Ruby Novel Unit for Special Education

By
Christa Joy
Special Needs for Special Kids



*This entire novel unit
comes in 2 separate files.
One is completely in color
and one is completely in
black and white.*

Story Board : to use while reading and for class discussions. Laminate and make 1 copy for each student.

 Ruby	 Aunt Akello	 Aunt Stella	 Ivan	 Bob	 Jabori
 tusks	 The Park	 riddle	 Tuskday	 miss	 moon
 Africa	 memory	 drought	 thirsty	 bones	 poachers
 helicopter	 sentinel	 safe	 orphanage	 smoke	 danger
 ship	 fence	 2 questions	 amazed	 proud	 lucky
 repeat that	 I like that	 I don't like that	 I don't know	 need a break	

This unit comes with a vocabulary board.


Vocabulary boards are great for ALL students to assist with participation and engagement in group discussions.

Tips on how to use in the unit!!


What are facts about elephants?



Errorless version
Cut apart pictures and place in circle map about elephants.



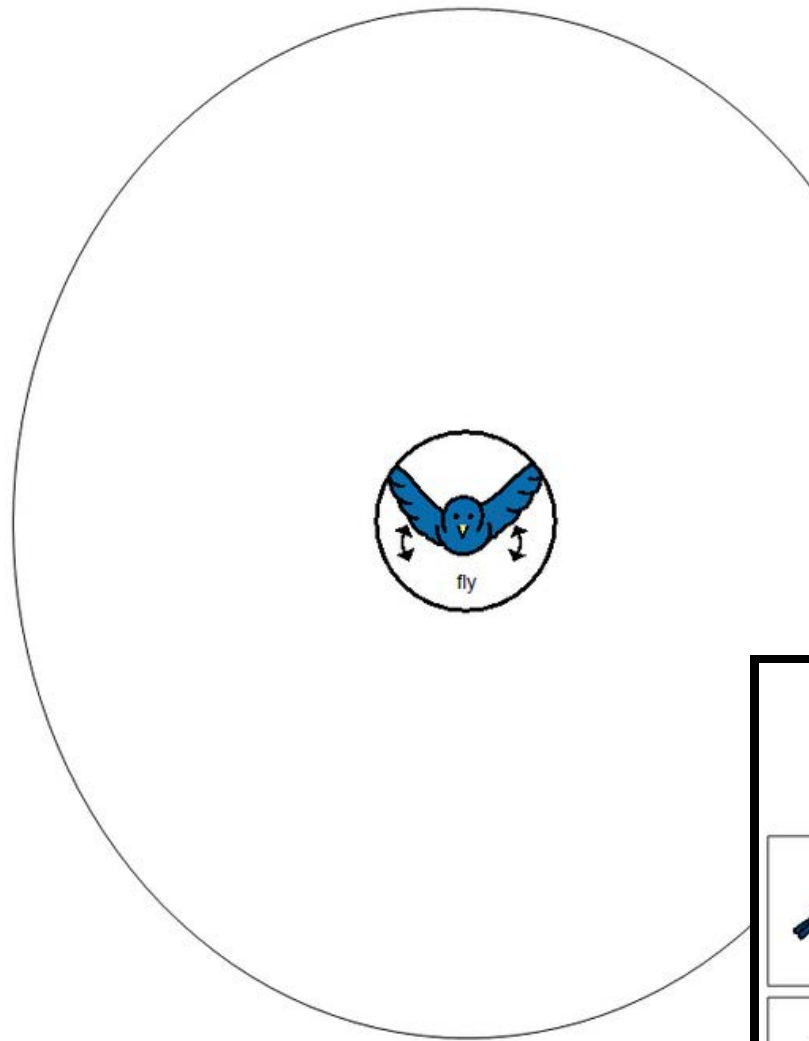
Cut apart pictures and place in circle map **ONLY IF** they are about elephants.



There are circle maps in this unit.



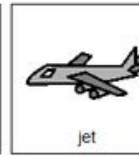
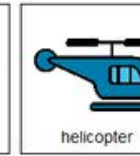
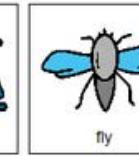










Circle maps are a great way for students to see the big idea.

What are some things that fly?
HINT: They don't all have to be animals!!



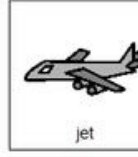















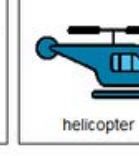
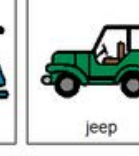


errorless

Place the following in the circle map showing some things that can fly.

 bird	 mosquito	 jet	 helicopter	 fly
 butterfly	 chicken	 dragon fly	 hot air balloon	 kite
 rocket	 bumble bee	 wasp	 plane	 eagle

Place the following on the previous page **ONLY IF** they are things that can fly.


 bird	 mosquito	 jet	 guinea pig	 sheep
 hedgehog	 chicken	 dragon fly	 hot air balloon	 kite
 rocket	 bumble bee	 snake	 plane	 eagle
 butterfly	 turtle	 wasp	 helicopter	 jeep

Each circle map comes with 2 choices:



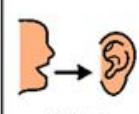













An errorless option with only correct answers

An option that has wrong answers mixed in students will need to set aside.

What are some okay and not okay behaviors?



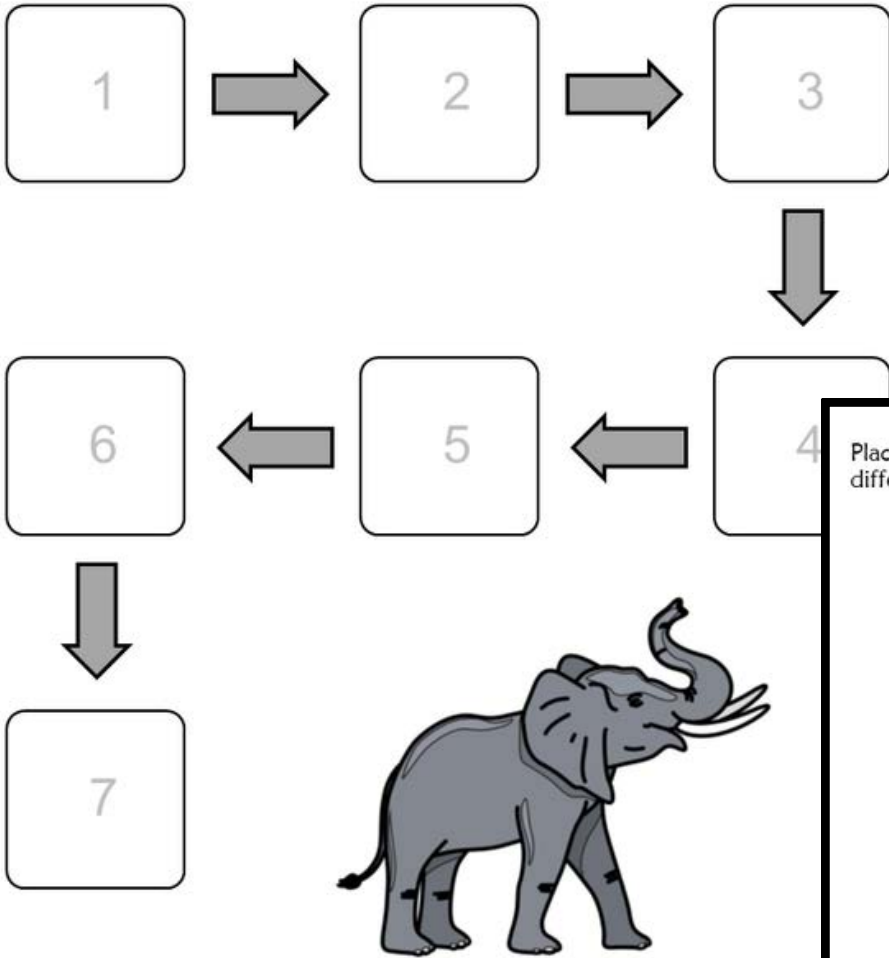
Sort the following pictures into the best column. If you are not sure, put it on the middle line.

 <p>hit others</p>	 <p>push others</p>	 <p>listen</p>	 <p>share secrets</p>
 <p>talk</p>	 <p>ask questions</p>	 <p>bite others</p>	 <p>share</p>
 <p>steal</p>	 <p>give something</p>	 <p>take care of</p>	 <p>be mean</p>
 <p>hurt others</p>	 <p>help</p>	 <p>cheat</p>	 <p>take things</p>


There are sorting activities.

Directions on how to add differentiation are included.

Sequence the places Ruby has been in her short life.



Place the events in the correct order on the previous page. To differentiate, write numbers on the pictures for students to match.



Answer Key:

1. Jungle
2. Helicopter
3. Orphanage
4. Ship
5. Circus
6. Big Top Mall
7. The Park

There are matching activities. Directions on how to add differentiation are included.

When I am grumpy


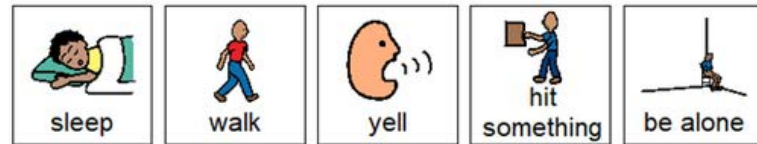
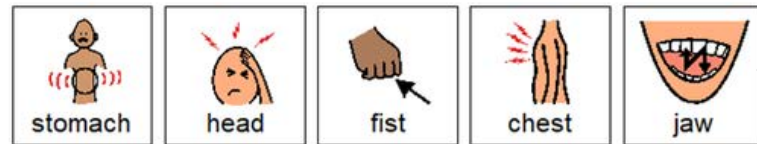
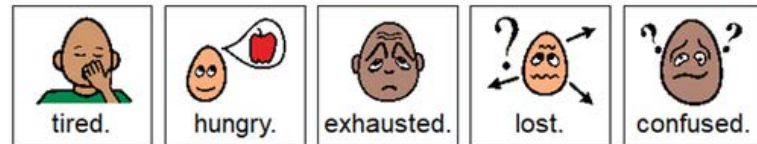
Certain things make me feel grumpy like being

When I am grumpy, I feel it in my

When I feel grumpy, I want to

makes me feel better when I feel grumpy

The next time I am grumpy, I will




There are writing prompts.

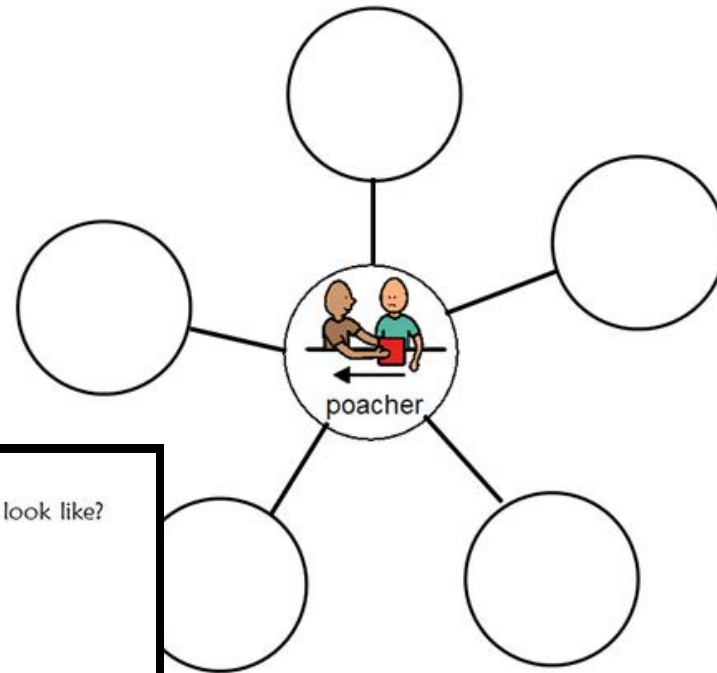
Students can choose from the pictures (making this an errorless activity) or write in their own answers.

Dream or Nightmare

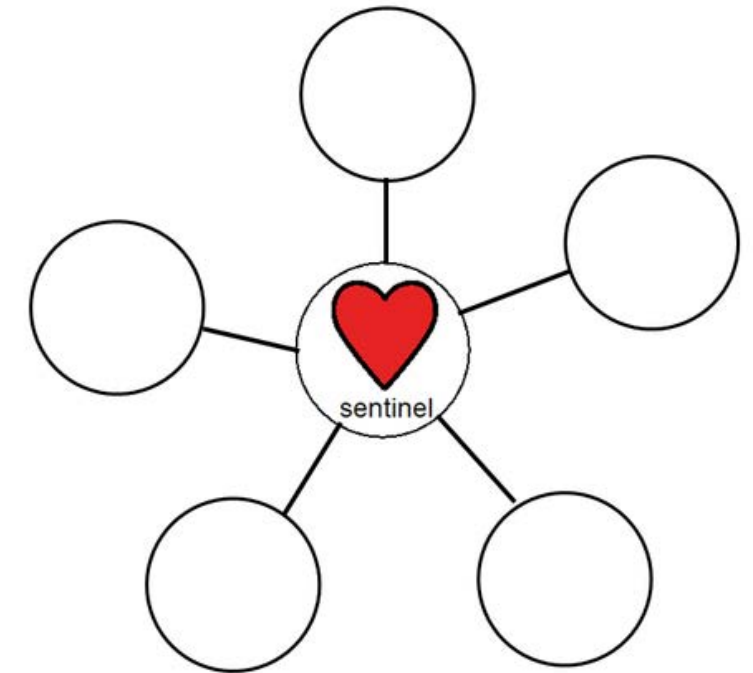
Look at each dream. If you think it would found in a good dream, color in **yellow**. If it would be something in a nightmare, color it grey.



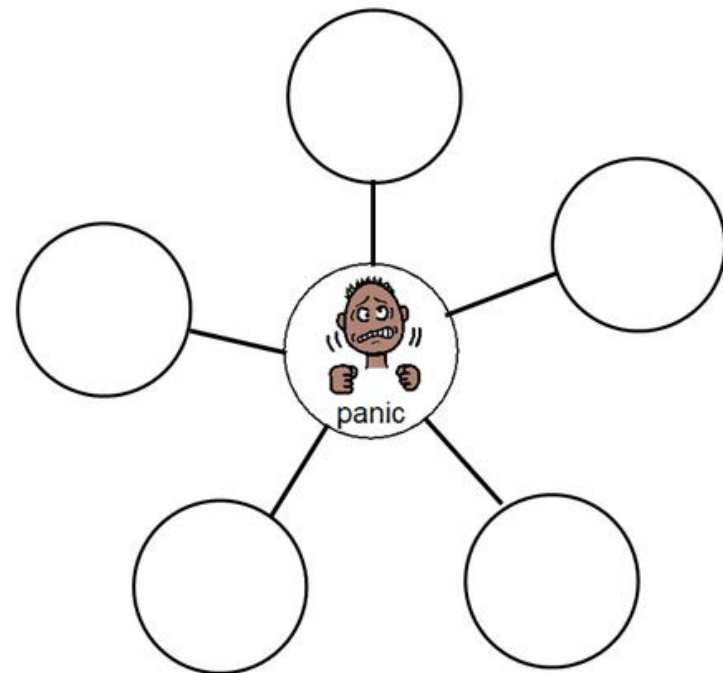
What is a poacher?



What does Ruby say a sentinel is?



Ruby is panicked when she smells smoke. What does panic look like?



Because there are so many activities, you can choose the ones that fit your students the best.

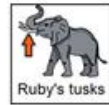
1. What is Ruby's problem?



2. What is Ruby's secret?



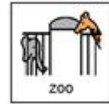
3. What are they having a party to celebrate?



4. Who are Ruby's uncles? (circle all that apply)



5. Where does Ruby live now?



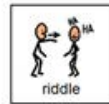
1. Is Ruby excited about her Tuskday?




2. How does floppy-running make Ruby feel?




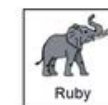
3. What does Ruby tell Bob?



4. Who do Ivan, Ruby, and Bob all miss?



5. Who is Tuskday for?



This unit does come with comprehension questions.

There are 5 questions for every 20 pages. Each question has 3 picture choices. They are in color and black and white.

Answer key included!!

Save and get this as part of The One and Only Bundle that includes:

- **The One and Only Ivan**
- **The One and Only Bob**
- **The One and Only Ruby**

CLICK HERE

