

Special Ed



ALSO INCLUDES GOOGLE SLIDES



For students who:

- are emerging or non-readers
- take alternate assessments
- are in special education
- short-attention span
- lack pre-requisite skills
- benefit from the use of pictures for support
- middle/high school

Oklahoma for Special Education

By
Christa Joy
Special Needs for Special Kids



Table of Contents

Worksheet pages	Activity
4-5	Vocabulary board
6-11	Who am I cards
12-26	Bingo cards
27-30	Circle map
31-37	Id places on a map
38-40	Climate and geography maps
41-44	History Timeline
45-48	Natural resources sorting
49-54	Matching landmarks and people
55-57	Writing prompt
58-62	Close worksheets
63-73	Assessment
74-76	Pecan Pie
77-78	Terms of use

Also included in this resource as separate files:

- Lesson plans
- Links and directions to digital activities
- PowerPoints **(these are the books in the lesson plan)**
- Voice recorded PowerPoint
- Activities in black and white

This unit contains 2 weeks of material in print and digital formats. I have included a detailed lesson plan to help you make the most of everything in this unit including how to add some group activities.

This unit comes in 2 separate files, one in color and one in black and white.

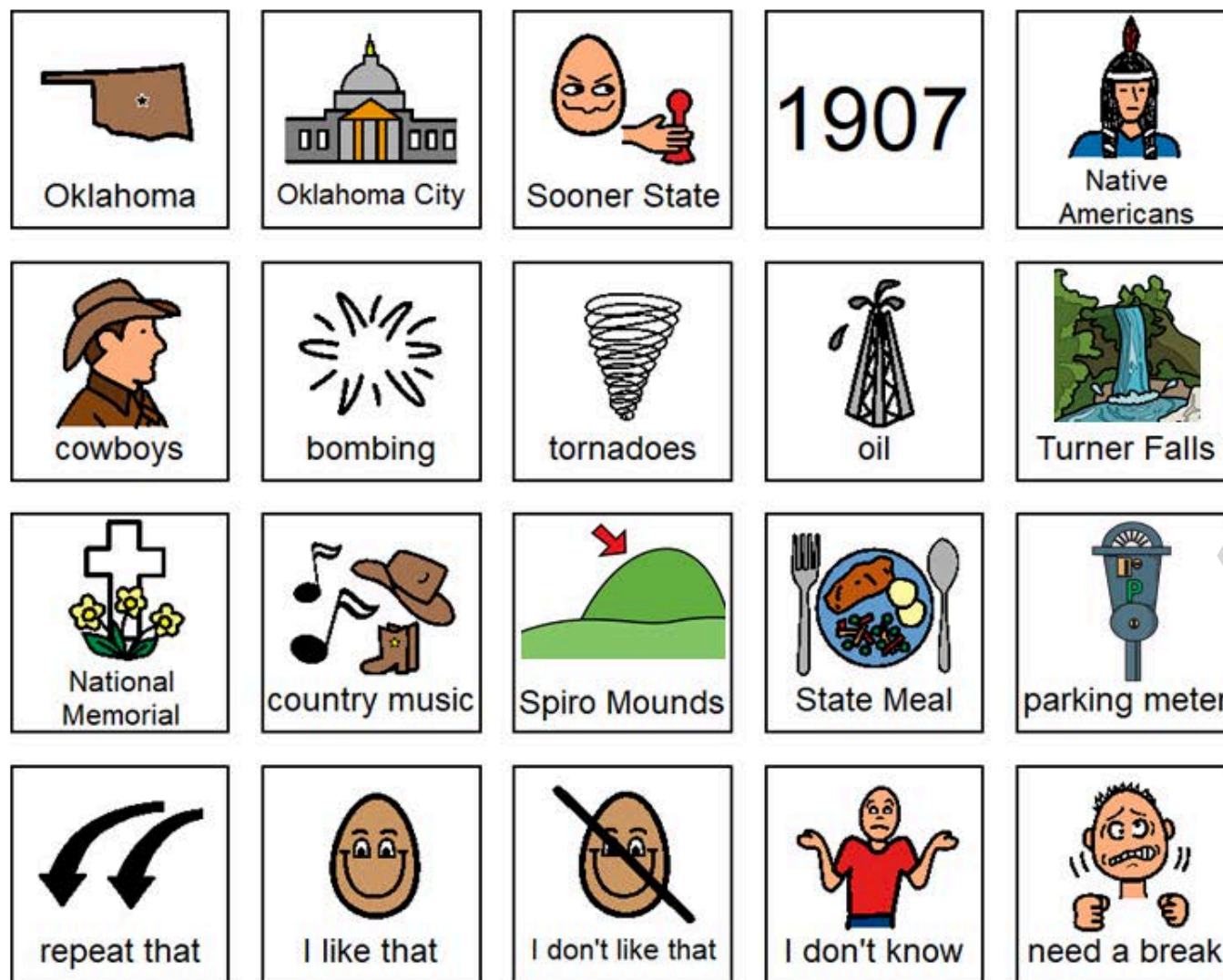
Day 6

Activity	Notes	Materials
Read or listen to the book: Oklahoma week 2 (10 minutes)	<ul style="list-style-type: none"> • Since this is the first-time students are seeing the book, I focus a lot on the pictures <ul style="list-style-type: none"> ◦ Ask lots of questions about what they might think the pictures mean or may relate to • Make connections between book and vocabulary board (have students find relevant symbols on their boards to go with a concept or photo on page.) • Go through the book twice, once just looking at the photos and a second time reading the story 	<ul style="list-style-type: none"> • Book • Vocabulary board
Who am I activity (10 minutes)	<ul style="list-style-type: none"> • <i>See directions on Day 3 or included with cards</i> 	<ul style="list-style-type: none"> • Who am I cards (2 sets)
Close worksheet review (5 minutes)	<ul style="list-style-type: none"> • Review the close worksheet completed yesterday 	<ul style="list-style-type: none"> • Close worksheet completed yesterday
Natural resources sorting (10 minutes)	<ul style="list-style-type: none"> • Do the sorting activity looking at things that are and are not resources that come from Oklahoma <ul style="list-style-type: none"> ◦ Students sort the resources into the correct column. ◦ Add color-coding for those students who need more support. • Make connections to the book as necessary 	<ul style="list-style-type: none"> • Sorting activity • Scissors • Glue
Sharing (10 minutes)	<ul style="list-style-type: none"> • Each student shares their finished activity with the group using the communication method of their choice 	<ul style="list-style-type: none"> • Completed activity • Communication devices

10 days

The lesson plans contain:

- Overall tips for teaching students with significant needs
- A quick look at what you will do each day
- Detailed instructions on how that day's lesson should run



Christa Joy, Special Needs for Special Kids
 The Picture Communication Symbols ©1981-2018 by Tobii Dynavox. All Rights Reserved
 Worldwide. Used with permission. Boardmaker® is a trademark of Tobii Dynavox.


This unit comes with a vocabulary board.

Vocabulary boards are great for ALL students to assist with participation and engagement in group discussions.

Tips on how to use in the unit!!

(There are NO vocabulary cards in this unit.)

Also in Oklahoma City is the Oklahoma City National Memorial that sits on the former site of the Alfred P. Murrah Federal Building. Opened in 2001, it honors the rescuers, victims, and survivors of the bombing that occurred on April 19, 1995. There is a lot to see here, so give yourself plenty of time.












There are 2 books (one for each week) with simple text and engaging photos.

It comes in a PowerPoint version as well as an mp4 (movie) version.

















Errorless version

Cut apart pictures and place in circle map about Oklahoma.

 Oklahoma City	 Sooner State	1907	 Native Americans	 cowboys
 National Memorial	 country music	 tornadoes	 oil	 State Meal

Cut apart pictures and place in circle map **ONLY IF** they relate to Oklahoma.

 Oklahoma City	 Sooner State	1907	 Native Americans	 ocean
 National Memorial	 crab	 hurricane	 oil	 State Meal
 Hoover Dam	 country music	 tornadoes	 coconut	 cowboys

There is a circle map reviewing some main facts about Oklahoma.

Circle maps are a great way for students to see the concept at a glance. There are 2 versions:

- One is errorless
- One has wrong answers mixed in students will have to set aside

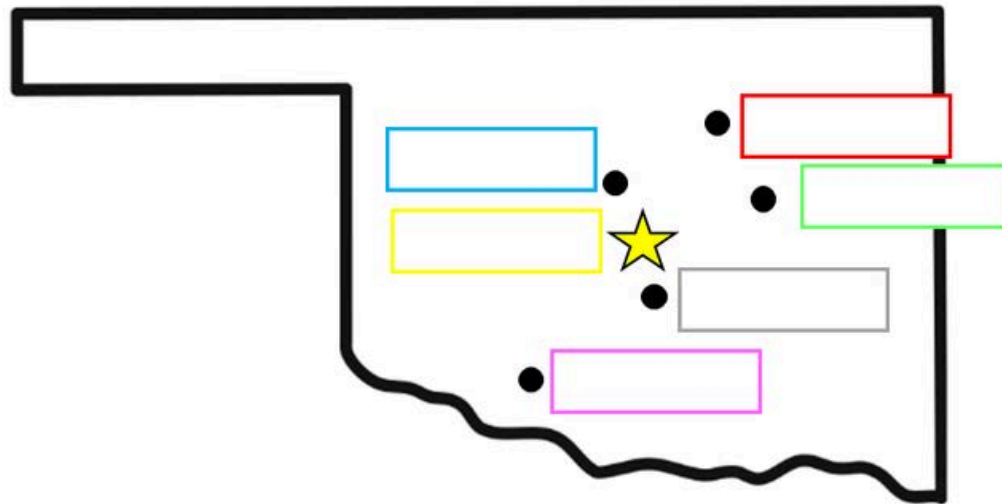
Color in the states using the key.

- Oklahoma red
- Kansas yellow
- Colorado blue
- New Mexico orange
- Texas green
- Arkansas pink
- Missouri gray



Christa Joy, Sp
The Picture Communication Symbols
Worldwide. Used with permission

Label the cities in Oklahoma using the labels.



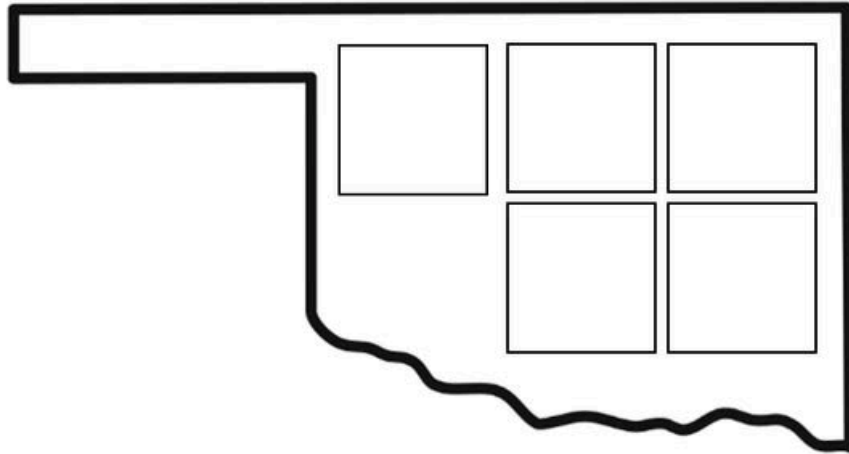
Oklahoma City	Edmond
Tulsa	Broken Arrow
Lawton	Norman

differentiated

There are several maps to identify the state, surrounding states, and major cities.

Differentiated versions are included.

What is the weather like in Oklahoma?



fall



winter



spring




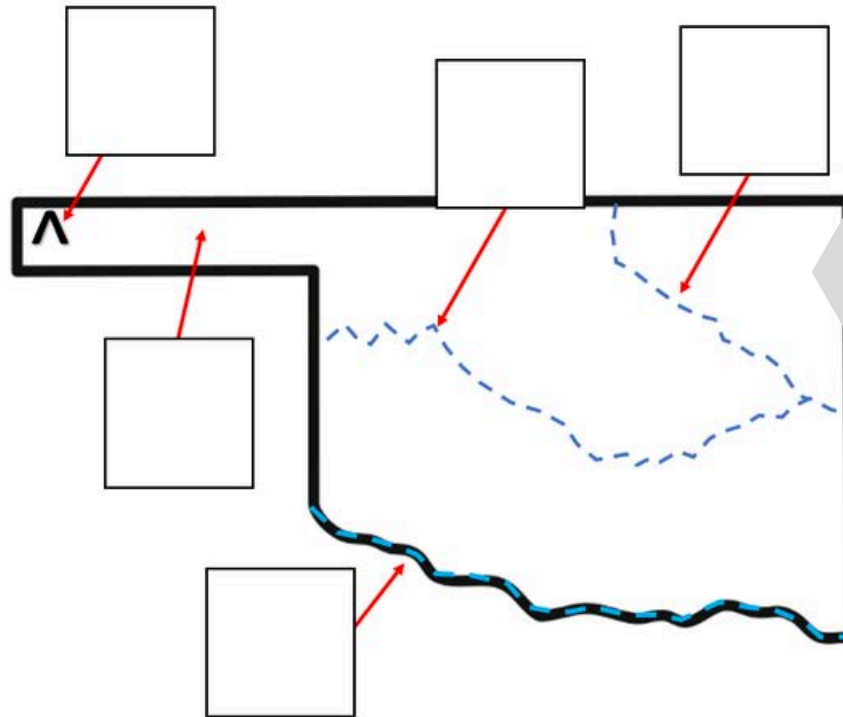
summer



tornadoes

Christa Joy, Special Needs for Special Kids
The Picture Communication Symbols ©1981-2019 by Tobii Dynavox. All Rights Reserved. Worldwide. Used with permission. Boardmaker® is a trademark of Tobii Dynavox.

What is the geography of Oklahoma?



Black Mesa



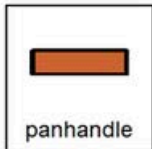
Arkansas River



Canadian River



Red River River

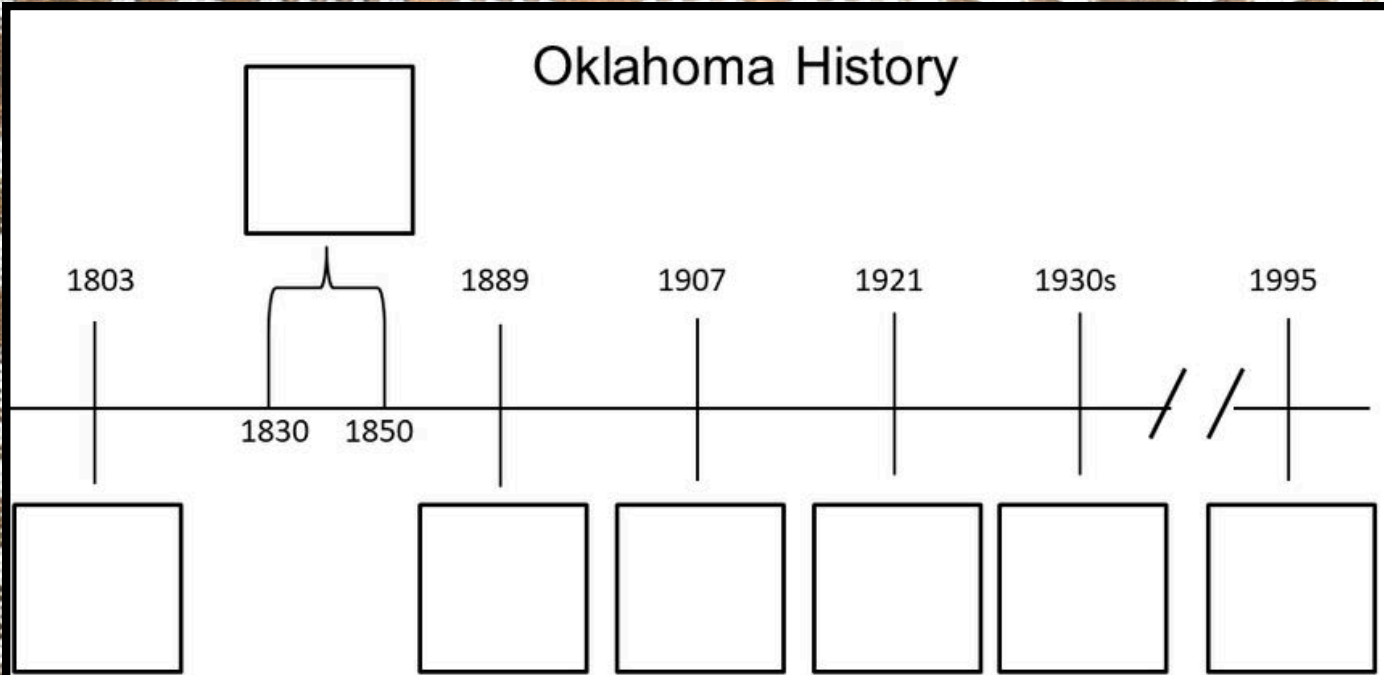


panhandle

Christa Joy, Special Needs for Special Kids
The Picture Communication Symbols ©1981-2019 by Tobii Dynavox. All Rights Reserved. Worldwide. Used with permission. Boardmaker® is a trademark of Tobii Dynavox.

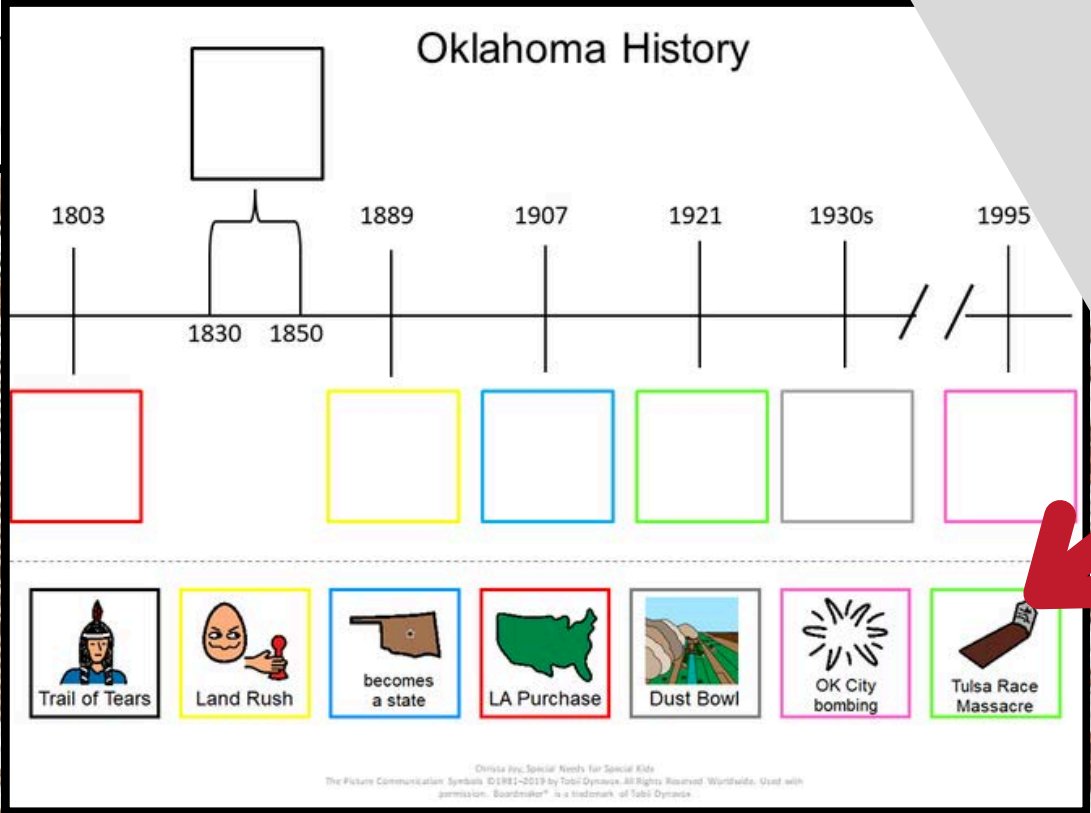
Students will identify how the climate and geography change across the state.

Oklahoma History



Christa Jay, Special Needs for Special Kids
The Picture Communication Symbols ©1981-2019 by Tobii Dynavox. All Rights Reserved. Used with permission. Boardmaker® is a trademark of Tobii Dynavox.

Oklahoma History



Christa Jay, Special Needs for Special Kids
The Picture Communication Symbols ©1981-2019 by Tobii Dynavox. All Rights Reserved. Used with permission. Boardmaker® is a trademark of Tobii Dynavox.

Students will complete a timeline of the main events that have happened in this state's history. There is a color-coded version included (shown here).





Oklahoma



NOT Oklahoma



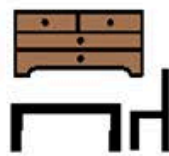
oil



peaches



crabs



furniture



coconut



peanuts



pecans



coal



grains



cotton



salt



lobster



cattle



clams











hogs



airplane parts

Students will sort resources that do and do not come out of this state. These are covered in the books. Suggestions for differentiation are included.

What would you see at each landmark in Oklahoma?









 Cowboy Museum	<input type="text"/>	 Spiro Mounds	<input type="text"/>
 Turner Falls	<input type="text"/>	 Turner Falls	<input type="text"/>
 Wichita Mnts Wildlife Refuge	<input type="text"/>	 Red Earth festival	<input type="text"/>
 OK City Memorial	<input type="text"/>	 Jenks	<input type="text"/>

What is each person from Oklahoma famous for?

Johnny Bench	<input type="text"/>	Marie Tallchief	<input type="text"/>
Toby Keith	<input type="text"/>	Micky Mantle	<input type="text"/>
Reba McEntire	<input type="text"/>	Sam Walton	<input type="text"/>
Jim Thorpe	<input type="text"/>	Garth Brooks	<input type="text"/>

Students will complete 2 matching activities that look at landmarks and famous people.

Match the item to each landmark on the previous page.

 dancing & art	 Native American artifacts	 aquarium	 rodeo photos
 castle	 swimming hole	 bird watching	 Field of Empty Chairs

Match what each person is famous for on the previous page.

 baseball player	 country music	 athlete	 country music
 ballerina	 baseball player	 Wal-Mart	 country music

My trip

I traveled to Oklahoma, so I went to see

went with me.



We also went to see the
























I got a

to remember my trip.



Visiting Oklahoma made me feel

Christa Joy, Special Needs for Special Kids The Picture Communication Symbols ©1981-2019 by Tobii Dynavox. All Rights Reserved Worldwide. Used with permission. Boardmaker® is a trademark of Tobii Dynavox

 the Cowboy Museum	 Spiro Mounds	 Turner Falls	 Wichita Mnts Wildlife Refuge	 the OK City Memorial
 parents	 grandparents	 best friend	 family	 class
 Red Earth festival	 aquarium	 Field of Empty Chairs	 castle	 swimming hole
 scrapbook	 photo	 postcard	 keychain	 poster
 patriotic	 proud	 great	 thankful	 happy

Christa Joy, Special Needs for Special Kids The Picture Communication Symbols ©1981-2019 by Tobii Dynavox. All Rights Reserved Worldwide. Used with permission. Boardmaker® is a trademark of Tobii Dynavox

There is a writing prompt for students to write about taking a trip to see Oklahoma. This is an errorless activity.

Who am I cards

- Give each student a set of Who am I cards
- Various options/ways to play, but the goal is to have students hold up the card you are talking about. Sometimes there can be more than one correct answer
- Things you can do:
 - Hold up a who am I card
 - Show a page from the book
 - Point to a symbol on the vocabulary board
 - Verbally describe something about Oklahoma.
- Tell a story as though you were visiting Oklahoma.
 - What do you see?
 - What is the weather like?
 - What plants or animals do you see?
 - Where do you live (city or country)?
 - What are you eating?
 - What sports teams are playing in

Christa
The Picture Communication Sy
Worldwide. Used with per



Turner Falls



Wichita Mountains Wildlife R



Red Earth Festival



Oklahoma City National Memorial

Group activity

There are large cards and directions for playing a "Who am I?" group activity.

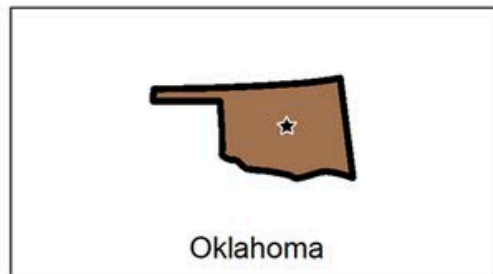
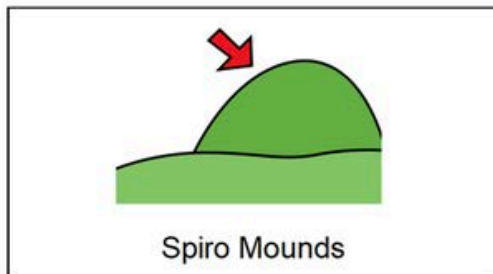
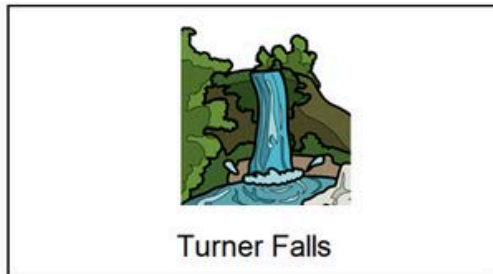
Bingo cards















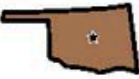



- Included are 10 Bingo cards in color and 10 Bingo cards in BW.
- Place the cards in page protectors or laminate for long term use.
- **Cut one board apart to use as calling cards.**
- This is a great way to practice the new vocabulary included in this unit.
- Cut apart a set of the vocabulary cards to use as the calling cards.
- Options:
 - Show students the picture for them to match
 - Read the definition and see if students can find the matching picture
 - Work as teams
 - Vary the "winning" patterns.
 - Cover all
 - Cover corners
 - Row across or down
 - Cover the edges
 - Vary the ways to mark the card
 - Place in page protector or laminate and use dry erase markers
 - Stickers
 - Post-it notes
 - Dot markers

The Picture Commun
Worldwide. Used

Christa Joy, Special Needs for Special Kids
The Picture Communication Symbols ©1981-2021 by Tobii Dynavox. All Rights Reserved
Worldwide. Used with permission. Bookmaker® is a trademark of Tobii Dynavox.



Oklahoma

 Cowboy Museum	 aquarium	 Airplane parts	 Shopping cart
 Country music	 flag	 tornado	 oil
 Spiro Mounds	 Parking meter	 Oklahoma City	 Native American
 Oklahoma	 Turner Falls	 Sooner State	 OK City Memorial

© Kids
Dynavox. All Rights Reserved
Trademark of Tobii Dynavox.

Group activity

There are 10 color and 10 black and white Bingo cards included plus 10 different ways to use them and play Bingo. There are calling cards included. This is a great way to review vocabulary.

Calling cards included

Oklahoma (week 1)


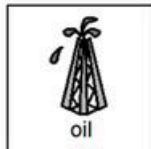

1. is the capital of Oklahoma.

2. Oklahoma is known as the state.

3. One of the worst terrorist attacks in the US occurred in .

4. Oklahoma gets an average of 62 per year.

5. Oklahoma produces a lot of .



Oklahoma (week 2)

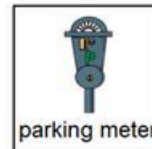
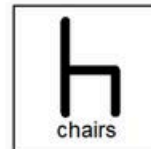
1. Oklahoma has the largest population of .

2. You can see a large collection of rodeo photos at the museum.

3. There is a field of empty at the Oklahoma City Memorial.

4. Quite a few singers were born in Oklahoma.


5. The was invented in Oklahoma.



Close worksheets are a great informal assessment. This unit has one for each week. Suggestions for differentiation are included.

Answer key included.

1. What is the capital of Oklahoma?



2. What is the nickname for Oklahoma?




3. Who were forced from their homes and relocated in Oklahoma from 1830-1850?



4. What type of severe weather is very common in Oklahoma?




5. What forms the southern border between Oklahoma and Texas?



Print onto cardstock or mount on index cards. Cut pictures apart and show student answer choices for each question.

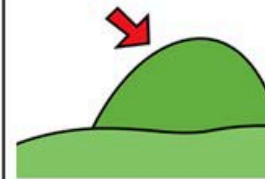
Q 7



OK City Memorial



Cowboy Museum



Spiro Mounds



Niagara Falls



volcano



writers



baseball player

1. What is the capital of Oklahoma?

- A. Oklahoma City
- B. Washington, DC
- C. Tulsa

2. What is the nickname for Oklahoma?

- A. Cowboy State
- B. Sooner State
- C. Panhandle State

3. Who were forced from their homes and relocated in Oklahoma from 1830-1850?

- A. Native Americans
- B. Women
- C. Kids

4. What type of severe weather is very common in Oklahoma?

- A. Hurricane
- B. Tornado
- C. Flood

5. What forms the southern border between Oklahoma and Texas?

- A. Mountains
- B. Desert
- C. Red River

FINALLY the assessment!! There are 3 versions.

- 10 questions with 3 picture choices for each question
- cut out the answer choices and glue them on index cards
- traditional multiple choice


Answer key included.

Group activity

Ingredient Labels



corn syrup
(light or dark)



eggs



sugar



butter



vanilla



salt



pecans



pie crust

Christa Joy, Special Needs for Special Kids
The Picture Communication Symbols ©1981-2022 by Tobii Dynavox. All Rights Reserved
Worldwide. Used with permission. Boardmaker® is a trademark of Tobii Dynavox

Assembly Directions














oven

1. Preheat oven to 350°F



stir

2. Mix together the following ingredients (be sure to stir constantly when adding melted butter:

 1 cup	 corn syrup	<input type="checkbox"/>	 1/2 teaspoon	 salt	<input type="checkbox"/>
3	 eggs	<input type="checkbox"/>	 2 tablespoons	 melted butter	<input type="checkbox"/>
 1 cup	 sugar	<input type="checkbox"/>	 1 teaspoon	 vanilla	<input type="checkbox"/>


3. Stir in copped pecans.



stir

 1 1/2 cups	 pecans	<input type="checkbox"/>
--	--	--------------------------

4. Pour into pie crust.



pie crust



oven

5. Bake for 60-70 minutes. Cool for 2 hours.

Christa Joy, Special Needs for Special Kids
The Picture Communication Symbols ©1981-2022 by Tobii Dynavox. All Rights Reserved
Worldwide. Used with permission. Boardmaker® is a trademark of Tobii Dynavox

Included is a simple picture recipe for Pecan Pie, the state dessert. This will wrap up this 2 week unit.

Oklahoma



Week 1

By Christa Joy

This unit also includes digital versions of the activities.

Students can watch a movie book version of the book rather than printing it out.

Great for review

1. Oklahoma has the largest population of .

2. You can see a large collection of rodeo photos at the museum.

3. There is a field of empty at the Oklahoma City Memorial.

4. Quite a few singers were born in Oklahoma.

5. The was invented in Oklahoma.

Choose the best picture to finish each sentence.



Each activity is set up so students can click and drag answers. No typing is required.

Perfect for every learning level



Sort pictures into correct column depending on if it is a resource that comes from Oklahoma or not. If you are not sure or think it could be both, place it on the middle line.

 <p>peaches</p>	 <p>furniture</p>	 <p>pecans</p>	
 <p>cattle</p>	 <p>hogs</p>	 <p>coal</p>	
 <p>salt</p>	 <p>oil wells</p>	 <p>airplane parts</p>	
 <p>cotton</p>	 <p>peanuts</p>	 <p>lobster</p>	 <p>clams</p>

The second set of slides uses color for differentiation and extra support for students who may need it. Mix and match slides from both sets to make the perfect set for each student.

This resource comes in a zipped folder. You will need to unzip the folder to access all the contents, which include:

- 10 days of lesson plans
- Oklahoma activities in color
- Oklahoma activities in black and white
- Voice-recorded PowerPoint show
- Oklahoma books (PowerPoints) to use with activities
- Links and directions to digital activities

Starting in August 2023, I am starting on a project to create a 2-week unit for each state.

I am doing these in order of popularity.

If you would like me to do a unit on your state, send me an email at specialneedsforspecialkids@gmail.com. I will add it to the list.

I do plan to complete all the states at a rate of 1 per week.