

Special Ed



ALSO INCLUDES GOOGLE SLIDES



For students who:

- are emerging or non-readers
- take alternate assessments
- are in special education
- short-attention span
- lack pre-requisite skills
- benefit from the use of pictures for support
- middle/high school

Kansas for Special Education

By
Christa Joy
Special Needs for Special Kids



Table of Contents

Worksheet pages	Activity
4-5	Vocabulary board
6-10	Who am I cards
11-25	Bingo cards
26-29	Circle map
30-36	Id places on a map
37-39	Climate and geography maps
40-43	History Timeline
44-47	Natural resources sorting
58-53	Matching landmarks and people
54-56	Writing prompt
57-61	Close worksheets
62-72	Assessment
73-76	Monkey Bread
77-78	Terms of use

Also included in this resource as separate files:

- Lesson plans
- Links and directions to digital activities
- PowerPoints **(these are the books in the lesson plan)**
- Voice recorded PowerPoint
- Activities in black and white

This unit contains 2 weeks of material in print and digital formats. I have included a detailed lesson plan to help you make the most of everything in this unit including how to add some group activities.

This unit comes in 2 separate files, one in color and one in black and white.

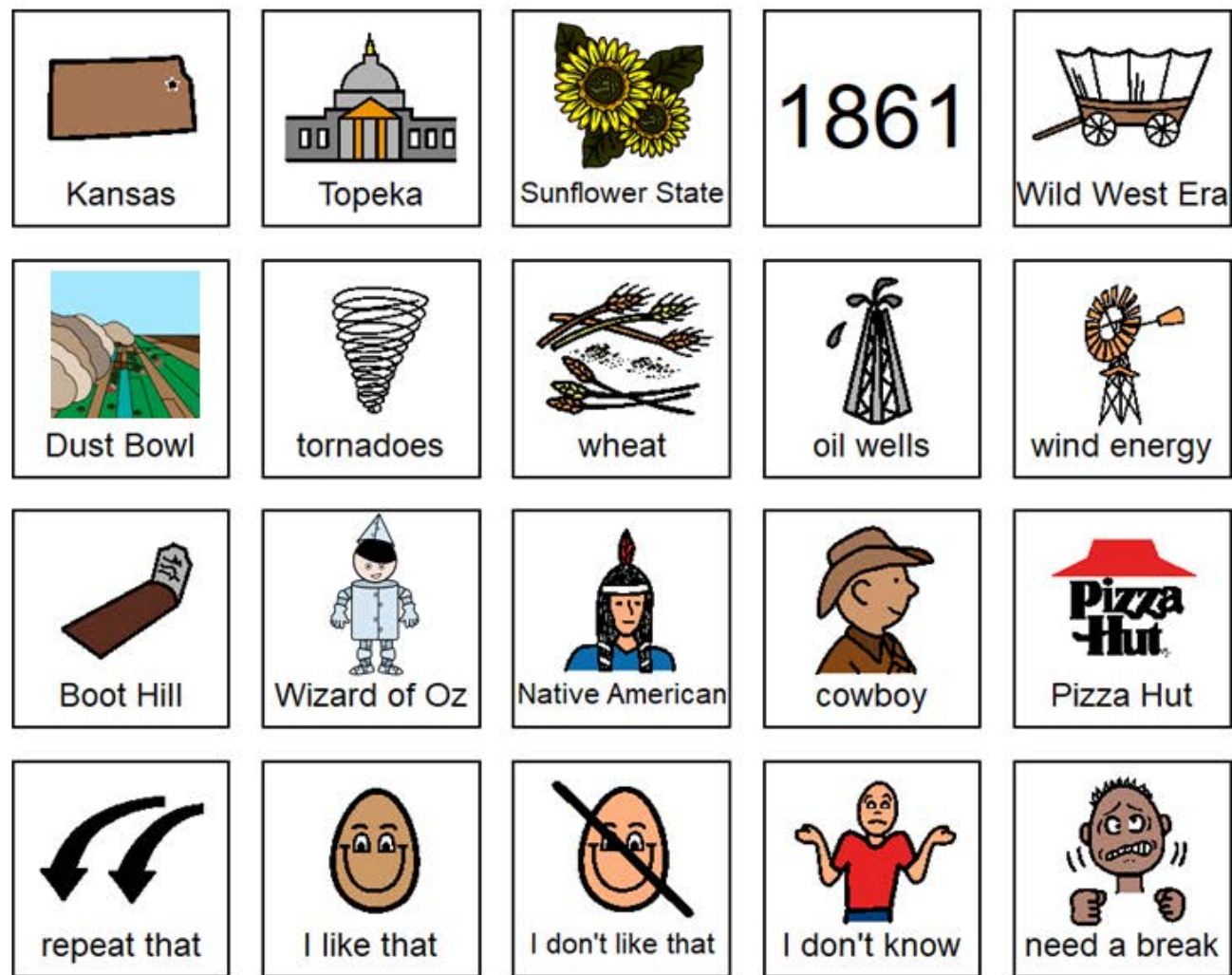
10 days

The lesson plans contain:

- Overall tips for teaching students with significant needs
- A quick look at what you will do each day
- Detailed instructions on how that day's lesson should run

Day 3

Activity	Notes	Materials
Read or listen to the book: Kansas Week 1 (10 minutes)	<ul style="list-style-type: none">• Read through the story, asking lots of questions• Continue to make connections between book and vocabulary board	<ul style="list-style-type: none">• Book• Vocabulary board
Who am I activity (10 minutes) <i>***DIRECTIONS ON HOW TO PLAY***</i>	<ul style="list-style-type: none">• Give each student a set of Who am I cards• Various options/ways to play, but the goal is to have students hold up the card you are talking about. Sometimes there can be more than one correct answer• Things you can do:<ul style="list-style-type: none">○ Hold up a vocabulary card○ Show a page from the book○ Point to a symbol on the vocabulary board○ Verbally describe something about that card• Tell a story as though you were in that location. Where are you? What do you look like? What colors are you? What are holding?	<ul style="list-style-type: none">• Who am I cards (2 sets)
Maps review (5 minutes)	<ul style="list-style-type: none">• Review the maps completed yesterday	<ul style="list-style-type: none">• Maps completed yesterday
Climate and Geography (10 minutes)	<ul style="list-style-type: none">• Do both the maps showing the climate and geography of various areas in Kansas<ul style="list-style-type: none">○ Add color coding for students who need more support.○ Compare to books and globes commonly used in class• Make connections to the book as necessary	<ul style="list-style-type: none">• Maps• Scissors• Glue
Sharing (10 minutes)	<ul style="list-style-type: none">• Each student shares their finished activity with the group using the communication method of their choice	<ul style="list-style-type: none">• Completed activity• Communication devices



ChristaJoy, Special Needs for Special Kids
 The Picture Communication Symbols ©1981–2018 by Tobii Dynavox. All Rights Reserved
 Worldwide. Used with permission. Boardmaker® is a trademark of Tobii Dynavox.

This unit comes with a vocabulary board.

Vocabulary boards are great for ALL students to assist with participation and engagement in group discussions.

Tips on how to use in the unit!!

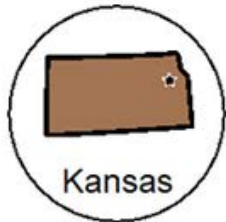
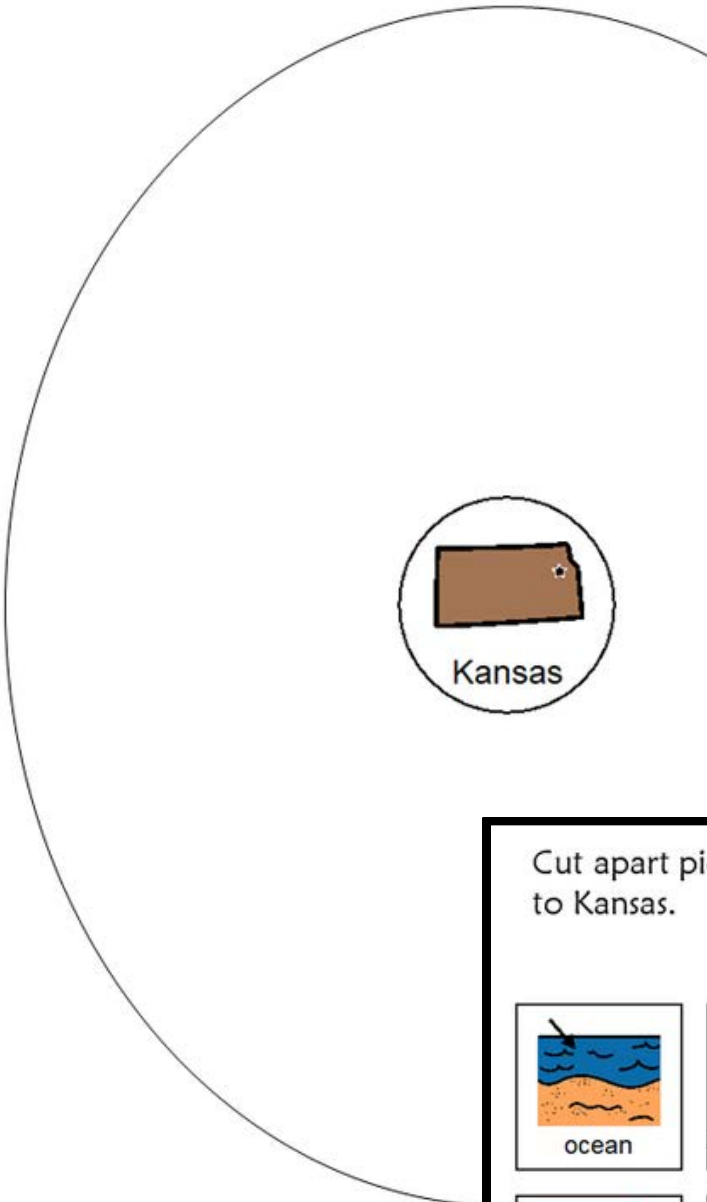
(There are NO vocabulary cards in this unit.)

Finally, how can we talk about Kansas and not talk about the Wizard of Oz? In Wamego you will find one of the largest Wizard of Oz collections in the world. There you can see original costumes, props and more from the 1939 movie. Learn about the author, L. F. Baum and other famous adaptations of this movie that starts off on a farm in Kansas.












There are 2 books (one for each week) with simple text and engaging photos.

It comes in a PowerPoint version as well as an mp4 (movie) version.













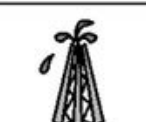



Errorless version

Cut apart pictures and place in circle map about Kansas.

 Topeka	 Sunflower State	1861	 Wild West Era	 Wizard of Oz
 Dust Bowl	 tornadoes	 wheat	 oil wells	 cowboy

Cut apart pictures and place in circle map **ONLY IF** they relate to Kansas.

 ocean	 Sunflower State	1861	 Wild West Era	 Wizard of Oz
 Dust Bowl	 tornadoes	 Hoover Dam	 mountains	 cowboy
 Topeka	 volcano	 wheat	 oil wells	 kiwi

There is a circle map reviewing some main facts about Kansas.

Circle maps are a great way for students to see the concept at a glance. There are 2 versions:

- One is errorless
- One has wrong answers mixed in students will have to set aside

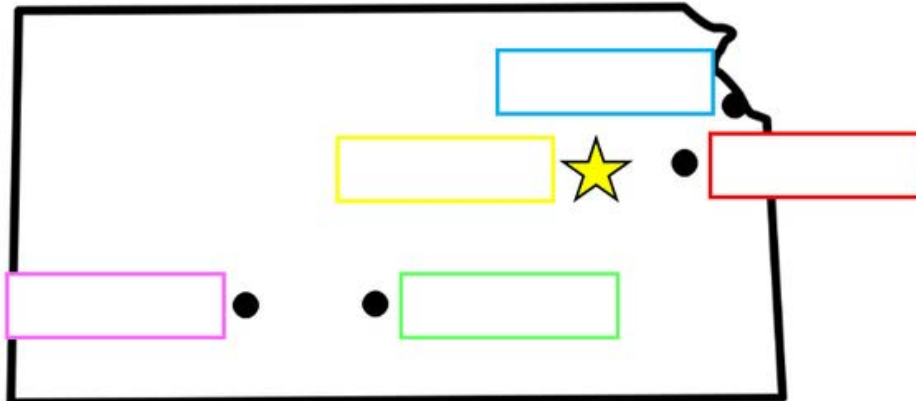
Color in the states using the key.

- Kansas red
- Missouri yellow
- Nebraska green
- Colorado blue
- Oklahoma pink



ChristaJoy
The Picture Communication Symbols
Worldwide. Used with permission.

Label the cities in Kansas using the labels.



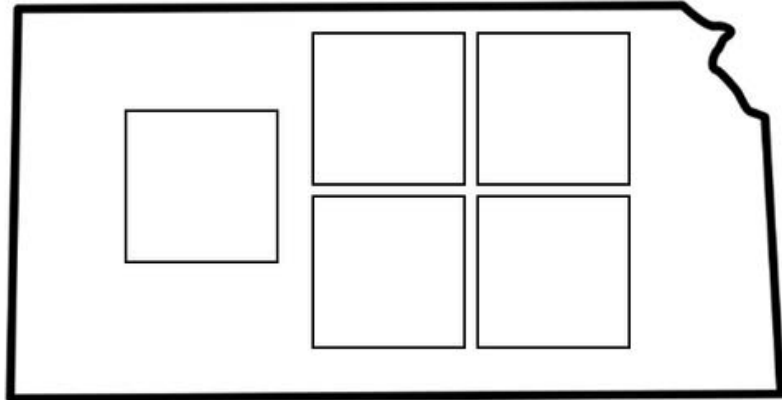
- Kansas City
- Topeka
- Lawrence
- Dodge City
- Wichita

differentiated

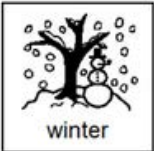
There are several maps to identify the state, surrounding states, and major cities.

Differentiated versions are included.

What is the weather like in Kansas?



fall




winter



spring



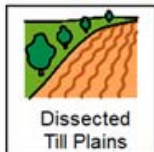
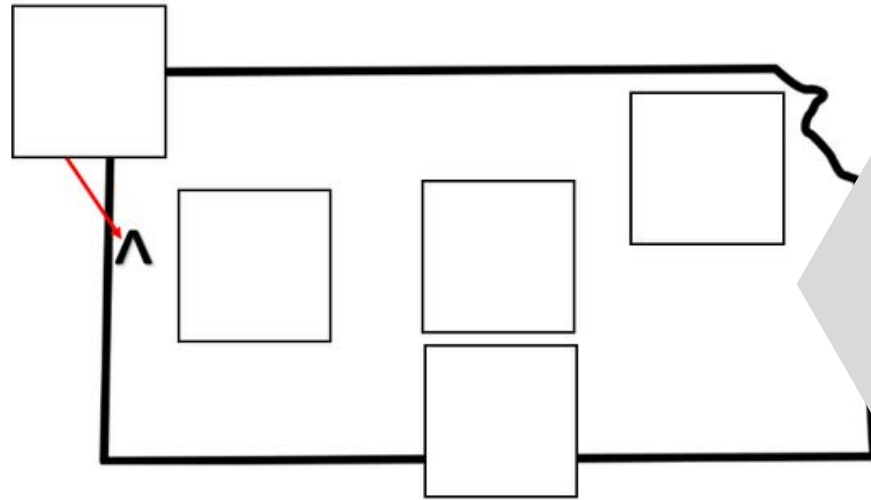
summer



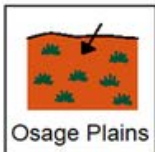
tornadoes

Christa Joy, Special Needs for Special Kids
The Picture Communication Symbols © 1981-2019 by Tobii Dynavox. All Rights Reserved. Worldwide. Used with permission. Boardmaker® is a trademark of Tobii Dynavox.

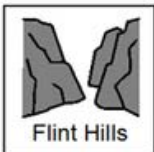
What is the geography of Kansas?



Dissected Till Plains



Osage Plains



Flint Hills



Mt. Sunflower


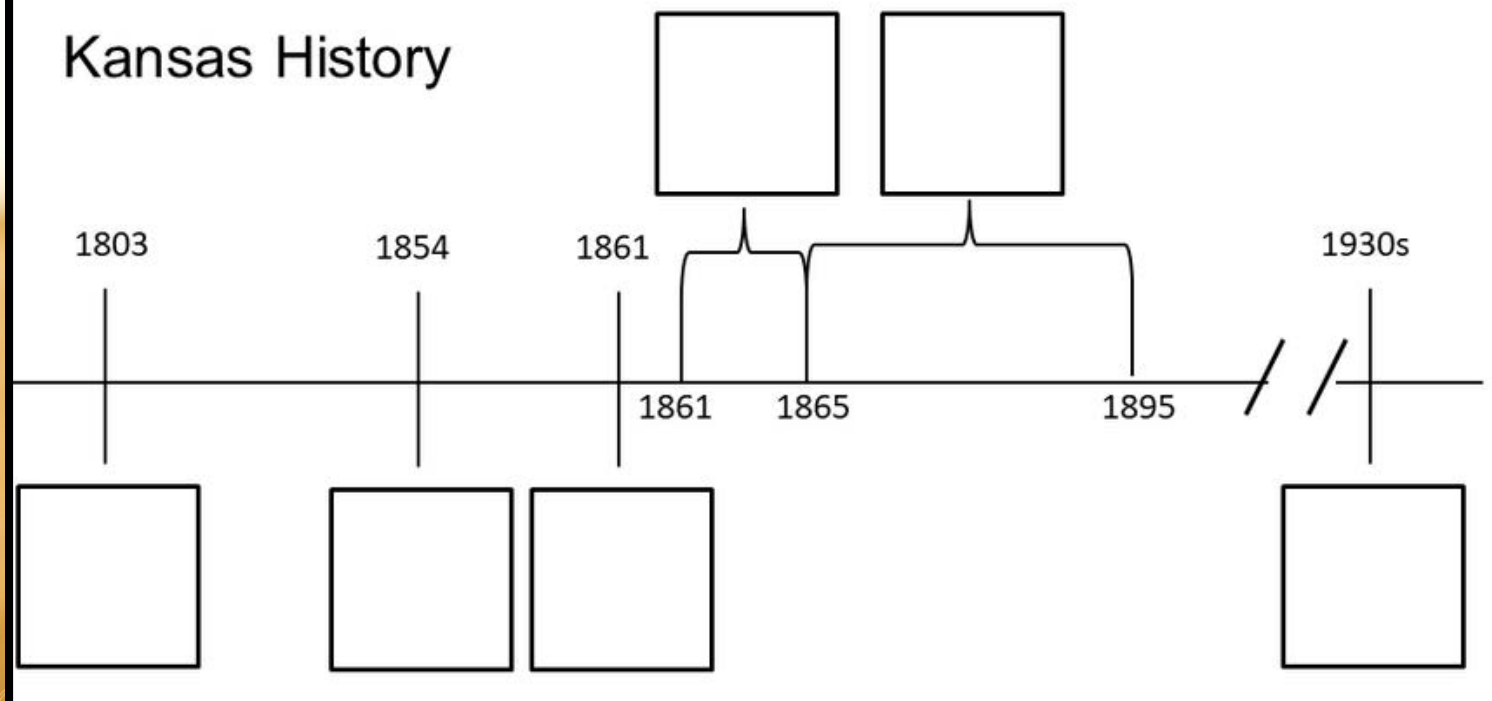


Great Plains

Christa Joy, Special Needs for Special Kids
The Picture Communication Symbols © 1981-2019 by Tobii Dynavox. All Rights Reserved. Worldwide. Used with permission. Boardmaker® is a trademark of Tobii Dynavox.

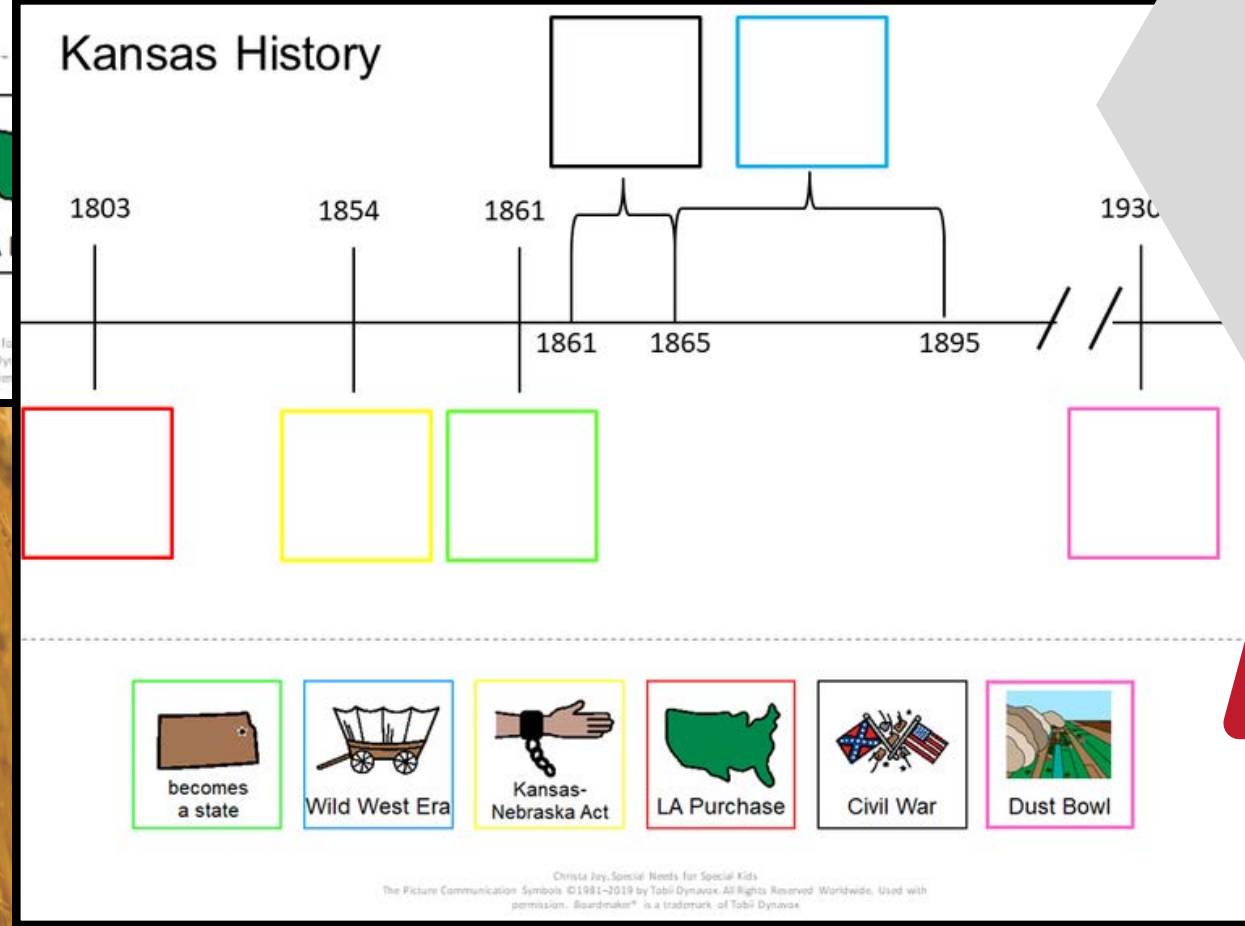
Students will identify how the climate and geography change across the state.

Kansas History



Christa Joy, Special Needs for Kids
The Picture Communication Symbols ©1981-2019 by Tobii Dynavox. All Rights Reserved Worldwide. Used with permission. Boardmaker® is a trademark of Tobii Dynavox.

Kansas History



Christa Joy, Special Needs for Kids
The Picture Communication Symbols ©1981-2019 by Tobii Dynavox. All Rights Reserved Worldwide. Used with permission. Boardmaker® is a trademark of Tobii Dynavox.

Students will complete a timeline of the main events that have happened in this state's history. There is a color-coded version included (shown here).





















Kansas











NOT Kansas

 wheat	 soybeans	 crab	 corn
 cattle	 lobster	 hogs	 sheep
 furniture	 coconut	 salt	 oil wells
 airplane parts	 wind energy	 clam	 peanuts

Students will sort resources that do and do not come out of this state. These are covered in the books. Suggestions for differentiation are included.

What would you see at each landmark in Kansas?

 Botanica	<input type="text"/>	 Abilene	<input type="text"/>
 Boot Hill	<input type="text"/>	 Lake Scott Park	<input type="text"/>
 Univ of Kansas	<input type="text"/>	 Museum of World Treasures	<input type="text"/>
 Wizard of Oz Museum	<input type="text"/>	 Schlitterbahn Waterpark	<input type="text"/>

What is each person from Kansas famous for?

Wild Bill Hickok	<input type="text"/>	Wyatt Earp	<input type="text"/>
Amelia Earhart	<input type="text"/>	Gwendolyn Brooks	<input type="text"/>
John Stewart Curry	<input type="text"/>	Bob Dole	<input type="text"/>
Buster Keaton	<input type="text"/>	Barry Sanders	<input type="text"/>

Students will complete 2 matching activities that look at landmarks and famous people.

Match the item to each landmark on the previous page.

 Eisenhower's Library	 waterslide	 butterfly house	 Wild Bill Hickok's grave
 Art Museum	 Lake Scott	 Dorothy's shoes	 dinosaur

Match what each person is famous for on the previous page.

 sheriff	 sheriff	 football	 pilot
 poet	 actor	 painter	 senator

My trip

I traveled to Kansas, so I went to see .

went with me.



We also went to see the .



I got a to remember my trip.

Visiting Kansas made me feel .

Christa Joy, Special Needs for Special Kids The Picture Communication Symbols ©1981-2019 by Tobii Dynavox. All Rights Reserved Worldwide. Used with permission. Boardmaker® is a trademark of Tobii Dynavox.

 Botanica	 Abilene	 Boot Hill	 Lake Scott Park	 Schlitterbahn Waterpark
 parents	 grandparents	 best friend	 family	 class
 Univ of Kansas	 Museum of World Treasures	 Wizard of Oz Museum	 butterfly house	 capitol building
 scrapbook	 photo	 postcard	 keychain	 poster
 patriotic	 proud	 great	 thankful	 happy

Christa Joy, Special Needs for Special Kids The Picture Communication Symbols ©1981-2019 by Tobii Dynavox. All Rights Reserved Worldwide. Used with permission. Boardmaker® is a trademark of Tobii Dynavox.

There is a writing prompt for students to write about taking a trip to see Kansas. This is an errorless activity.

Who am I cards

- Give each student a set of Who am I cards
- Various options/ways to play, but the goal is to have students hold up the card you are talking about. Sometimes there can be more than one correct answer
- Things you can do:
 - Hold up a who am I card
 - Show a page from the book
 - Point to a symbol on the vocabulary board
 - Verbally describe something about Kansas.
- Tell a story as though you were visiting Kansas.
 - What do you see?
 - What is the weather like?
 - What plants or animals do you see?
 - Where do you live (city or country)?
 - What are you eating?
 - What sports teams are playing in your

Christa Joy, Spec
The Picture Communication Symbols ©1
Worldwide. Used with permission. B



Topeka



Botanica



Eisenhower Library



Boot Hill

Christa Joy, Special Needs for Special Kids
The Picture Communication Symbols ©1981-2019 by Tobii Dynavox. All Rights Reserved
Worldwide. Used with permission. Boardmaker® is a trademark of Tobii Dynavox

Group activity

















There are large cards and directions for playing a "Who am I?" group activity.

Bingo cards



- Included are 10 Bingo cards in color and 10 Bingo cards in BW.
- Place the cards in page protectors or laminate for long term use.
- **Cut one board apart to use as calling cards.**
- This is a great way to practice the new vocabulary included in this unit.
- Cut apart a set of the vocabulary cards to use as the calling cards.
- Options:
 - Show students the picture for them to match
 - Read the definition and see if students can find the matching picture
 - Work as teams
 - Vary the "winning" patterns.
 - Cover all
 - Cover corners
 - Row across or down
 - Cover the edges
 - Vary the ways to mark the card
 - Place in page protector or laminate and use dry erase markers
 - Stickers
 - Post-it notes
 - Dot markers

Kansas

 flag	 Dwight Eisenhower	 Pizza Hut	 Boot Hill
 Amelia Earhart	 Botanica	 Wild West Era	 Dust Bowl
 Kansas	 Wizard of Oz	 oil wells	 windy
 wheat	 tornado	 Topeka	 Sunflower State

Group activity

There are 10 color and 10 black and white Bingo cards included plus 10 different ways to use them and play Bingo. There are calling cards included. This is a great way to review vocabulary.



Dust Bowl



flag



windy

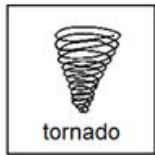


Pizza Hut

Calling cards included

Kansas (week 1)

1. is the capital of Kansas.
2. Kansas is known as the state.
3. The Dust Bowl was a time of severe in the 1930s.
4. Kansas is located in alley.
5. Kansas is the largest producer of .




tornado



wheat



Sunflower



drought




Topeka

Kansas (week 2)

1. spent much of his life growing up in Kansas.
2. is where you will find Wild Bill Hickok buried.
3. There is a museum dedicated to the movie .
4. The culture relates back to the Wild West Era.
5. The largest ball of is found in Kansas.



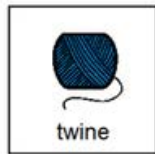
Wizard of Oz



Boot Hill



President Eisenhower



twine



cowboy

Close worksheets are a great informal assessment. This unit has one for each week. Suggestions for differentiation are included.

Answer key included.

1. What is the capital of Kansas?



2. What is the nickname for Kansas?



3. What did the Kansas-Nebraska Act allow people to vote on?



4. What type of severe weather is very common in Kansas?


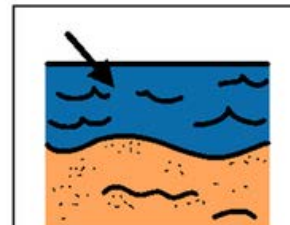
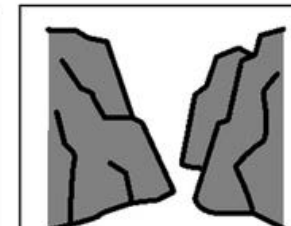



5. What does Kansas produce the most of in the US?



Print onto cardstock or mount on index cards. Cut pictures apart and show student answer choices for each question.

Q 7



1. What is the capital of Kansas?

- A. Washington, DC
- B. Topeka
- C. Wichita

2. What is the nickname for Kansas?

- A. Cowboy State
- B. Oz State
- C. Sunflower State

3. What did the Kansas-Nebraska Act allow people to vote on?

- A. Slavery
- B. Governor
- C. Holidays

4. What type of severe weather is very common in Kansas?

- A. Hurricane
- B. Tornado
- C. Flood

5. What does Kansas produce the most of in the US?

- A. Peanuts
- B. Wheat
- C. cranberries

FINALLY the assessment!! There are 3 versions.

- 10 questions with 3 picture choices for each question
- cut out the answer choices and glue them on index cards
- traditional multiple choice

Answer key included.

Group activity

Ingredient Labels



Buttermilk
Biscuits



brown sugar



butter



cinnamon



sugar

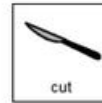
Christa Joy, Special Needs for Special Kids
The Picture Communication Symbols ©1981-2022 by Tobii Dynavox. All Rights Reserved
Worldwide. Used with permission. Boardmaker® is a trademark of Tobii Dynavox

Recipe




1. Preheat oven to 350°F


2. Cut all the biscuits.



3. Combine the sugar and cinnamon in a large baggie.



4. Add all the cut biscuits pieces and shake.



5. Place sugar coated biscuit pieces in bundt pan.

Christa Joy, Special Needs for Special Kids
The Picture Communication Symbols ©1981-2022 by Tobii Dynavox. All Rights Reserved
Worldwide. Used with permission. Boardmaker® is a trademark of Tobii Dynavox

Included is a simple picture recipe for Monkey Bread. This will wrap up this 2 week unit.

Kansas



Week 1

By Christa Joy

This unit also includes digital versions of the activities.

Students can watch a movie book version of the book rather than printing it out.

Great for review

1. What is the capital of Kansas?



2. What is the nickname for Kansas?




3. What did the Kansas-Nebraska Act allow people to vote on?




4. What type of severe weather is very common in Kansas?



5. What does Kansas produce the most of in the US?



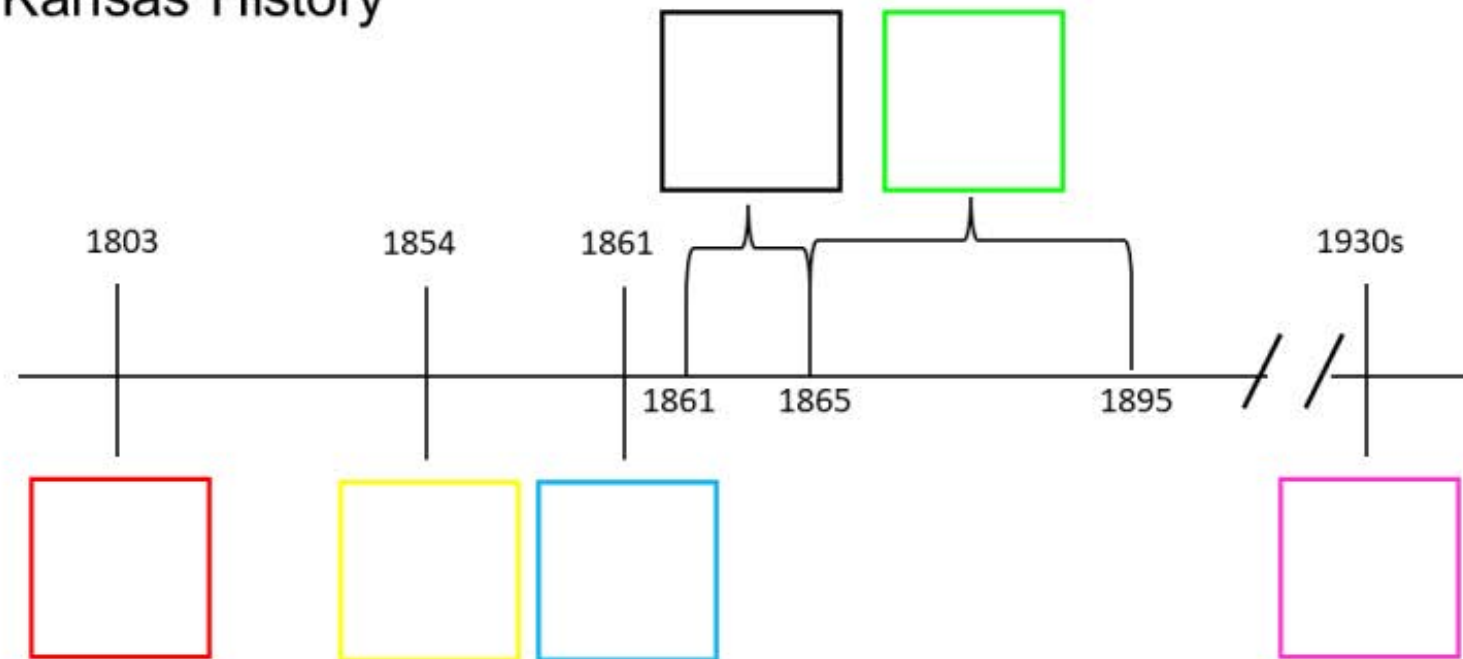
Circle the correct answer.



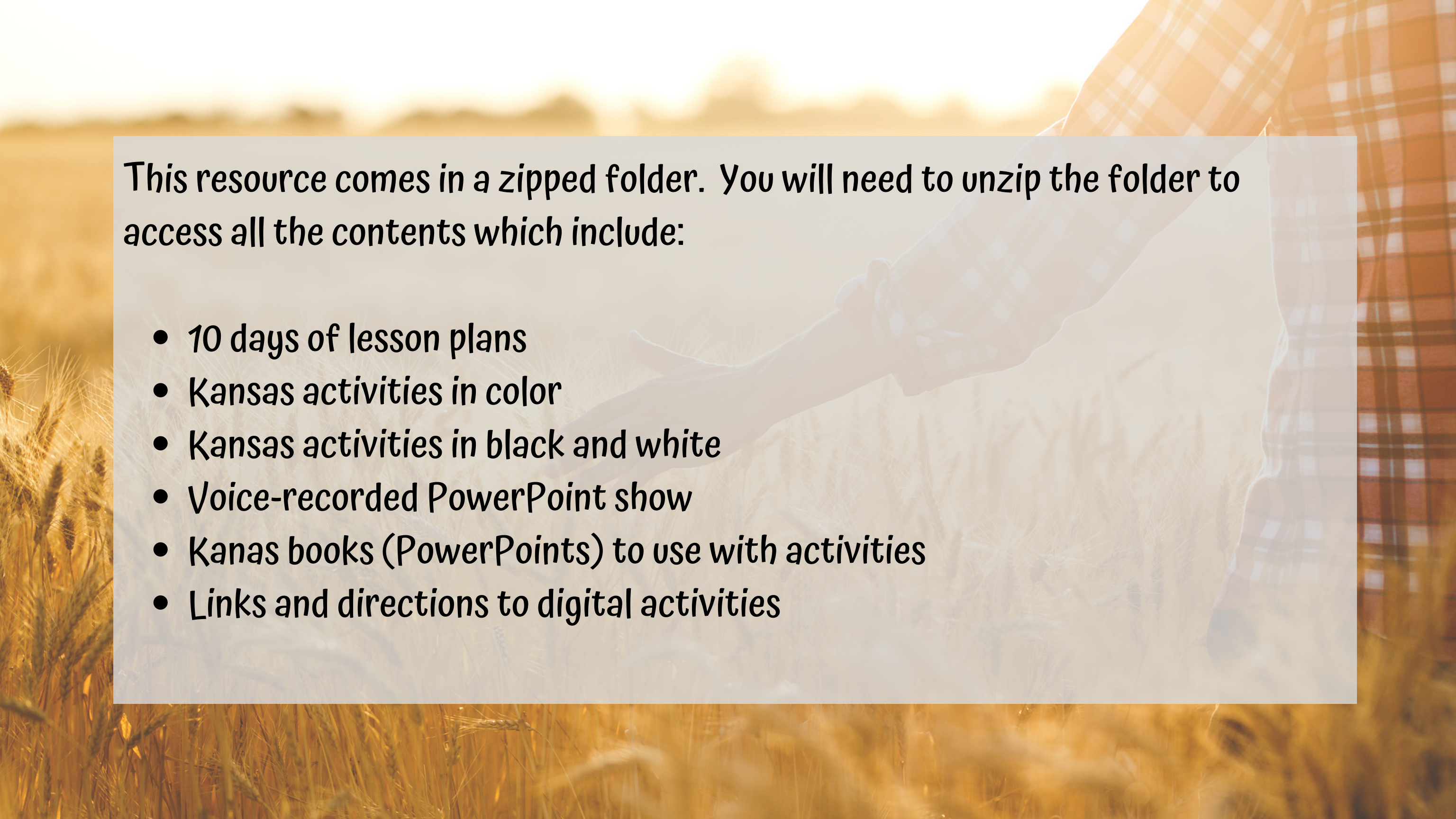
Each activity is set up so students can click and drag answers. No typing is required.

Perfect for every learning level

Kansas History




The second set of slides uses color for differentiation and extra support for students who may need it. Mix and match slides from both sets to make the perfect set for each student.

A person wearing a plaid shirt is holding a child's hand in a field of golden wheat. The scene is set during sunset, with a warm, golden glow. The text is overlaid on a semi-transparent white box.

This resource comes in a zipped folder. You will need to unzip the folder to access all the contents which include:

- ***10 days of lesson plans***
- ***Kansas activities in color***
- ***Kansas activities in black and white***
- ***Voice-recorded PowerPoint show***
- ***Kanas books (PowerPoints) to use with activities***
- ***Links and directions to digital activities***

A person wearing a plaid shirt is holding a child's hand in a field of golden wheat. The background is a bright sunset or sunrise, creating a warm, golden glow. The text is overlaid on a semi-transparent white box.

Starting in August 2023, I am starting on a project to create a 2-week unit for each state.

I am doing these in order of popularity.

If you would like me to do a unit on your state, send me an email at specialneedsforspecialkids@gmail.com. I will add it to the list.

I do plan to complete all the states at a rate of 1 per week.