

Special Ed

Welcome to

PURE MICHIGAN



ALSO INCLUDES GOOGLE SLIDES

Special Needs for Special Kids



For students who:

- are emerging or non-readers
- take alternate assessments
- are in special education
- short-attention span
- lack pre-requisite skills
- benefit from the use of pictures for support
- middle/high school

Michigan for Special Education

By
Christa Joy
Special Needs for Special Kids



Table of Contents

Worksheet pages	Activity
4-5	Vocabulary board
6-11	Who am I cards
12-26	Bingo cards
27-30	Circle map
31-37	Id places on a map
38-40	Climate and geography maps
41-44	History Timeline
45-48	Natural resources sorting
59-54	Matching landmarks and people
55-57	Writing prompt
58-62	Close worksheets
63-73	Assessment
74-76	Cherry Pie
77-78	Terms of use

Also included in this resource as separate files:

- Lesson plans
- Links and directions to digital activities
- PowerPoints **(these are the books in the lesson plan)**
- Voice recorded PowerPoint
- Activities in black and white

This unit contains 2 weeks of material in print and digital formats. I have included a detailed lesson plan to help you make the most of everything in this unit including how to add some group activities.

This unit comes in 2 separate files, one in color and one in black and white.

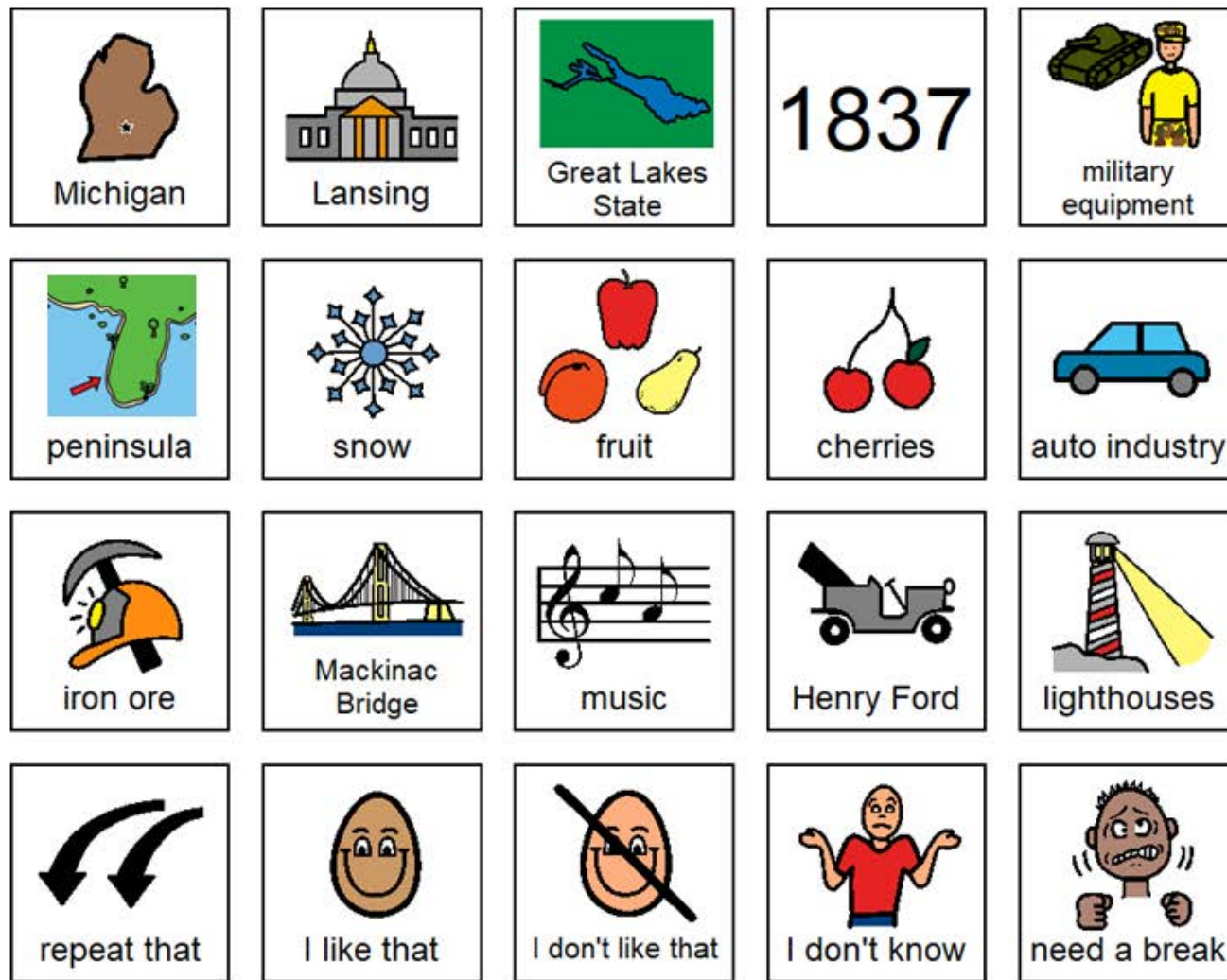
Day 6

Activity	Notes	Materials
Read or listen to the book: Michigan week 2 (10 minutes)	<ul style="list-style-type: none"> Since this is the first-time students are seeing the book, I focus a lot on the pictures <ul style="list-style-type: none"> Ask lots of questions about what they might think the pictures mean or may relate to Make connections between book and vocabulary board (have students find relevant symbols on their boards to go with a concept or photo on page.) Go through the book twice, once just looking at the photos and a second time reading the story 	<ul style="list-style-type: none"> Book Vocabulary board
Who am I activity (10 minutes)	<ul style="list-style-type: none"> <i>See directions on Day 3 or included with cards</i> 	<ul style="list-style-type: none"> Who am I cards (2 sets)
Close worksheet review (5 minutes)	<ul style="list-style-type: none"> Review the close worksheet completed yesterday 	<ul style="list-style-type: none"> Close worksheet completed yesterday
Natural resources sorting (10 minutes)	<ul style="list-style-type: none"> Do the sorting activity looking at things that are and are not resources that come from Michigan <ul style="list-style-type: none"> Students sort the resources into the correct column. Add color-coding for those students who need more support. Make connections to the book as necessary 	<ul style="list-style-type: none"> Sorting activity Scissors Glue
Sharing (10 minutes)	<ul style="list-style-type: none"> Each student shares their finished activity with the group using the communication method of their choice 	<ul style="list-style-type: none"> Completed activity Communication devices

10 days

The lesson plans contain:

- Overall tips for teaching students with significant needs
- A quick look at what you will do each day
- Detailed instructions on how that day's lesson should run



Christa Joy, Special Needs for Special Kids
 The Picture Communication Symbols ©1981–2018 by Tobii Dynavox. All Rights Reserved
 Worldwide. Used with permission. Boardmaker® is a trademark of Tobii Dynavox.

This unit comes with a vocabulary board.

Vocabulary boards are great for ALL students to assist with participation and engagement in group discussions.

Tips on how to use in the unit!!

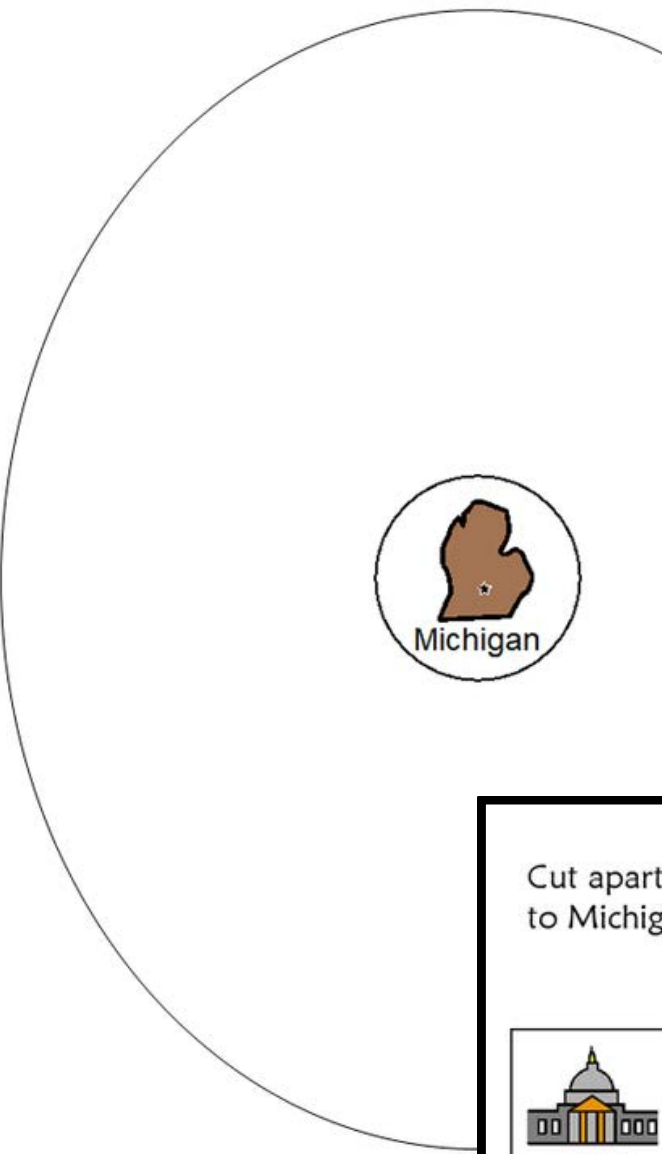
(There are NO vocabulary cards in this unit.)

Michigan is one of the largest producers of fruit in the US. Apples, blueberries, pears, plums and peaches all are grown in this state.











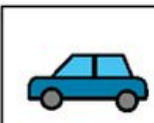
There are 2 books (one for each week) with simple text and engaging photos.

It comes in a PowerPoint version as well as an mp4 (movie) version.

















Errorless version

Cut apart pictures and place in circle map about Michigan.

 Lansing	 Great Lakes State	1837	 military equipment	 Mackinac Bridge
 peninsula	 snow	 fruit	 cherries	 auto industry

Cut apart pictures and place in circle map **ONLY IF** they relate to Michigan.

 Lansing	 Great Lakes State	1837	 hurricane	 Mackinac Bridge
 peninsula	 ocean	 fruit	 cherries	 auto industry
 oil	 snow	 volcano	 military equipment	 Hoover Dam

There is a circle map reviewing some main facts about Michigan.

Circle maps are a great way for students to see the concept at a glance. There are 2 versions:

- One is errorless
- One has wrong answers mixed in students will have to set aside

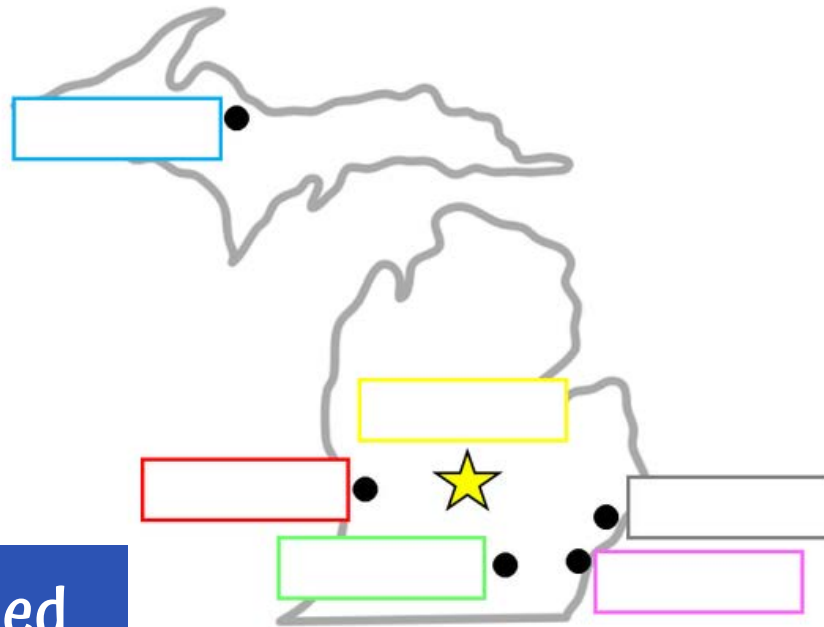
Color in the states using the key.

- Michigan red
- Ohio yellow
- Indiana green
- Wisconsin blue



ChristaJoy, S
The Picture Communication Symbols
Worldwide. Used with permission

Label the cities in Michigan using the labels.



- Lansing
- Marquette
- Grand Rapids
- Ann Arbor
- Warren
- Detroit


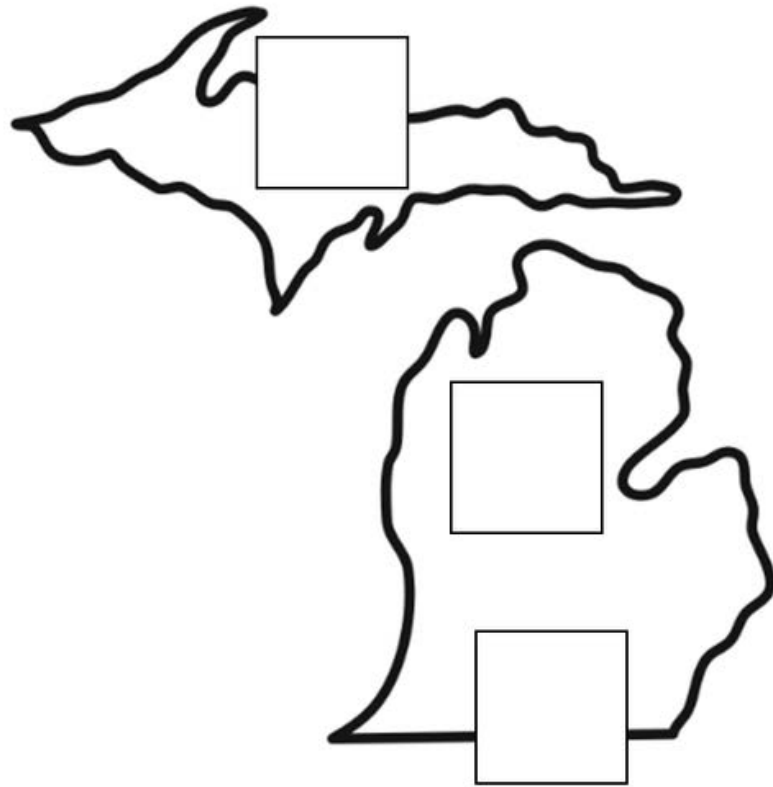
differentiated

ChristaJoy, Special Needs for Special Kids
The Picture Communication Symbols ©1981-2018 by Tobii Dynavox. All Rights Reserved
Worldwide. Used with permission. Boardmaker® is a trademark of Tobii Dynavox

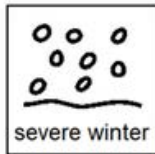
There are several maps to identify the state, surrounding states, and major cities.

Differentiated versions are included.

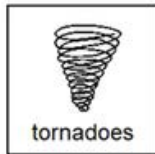
What is the weather like in Michigan?



4 seasons




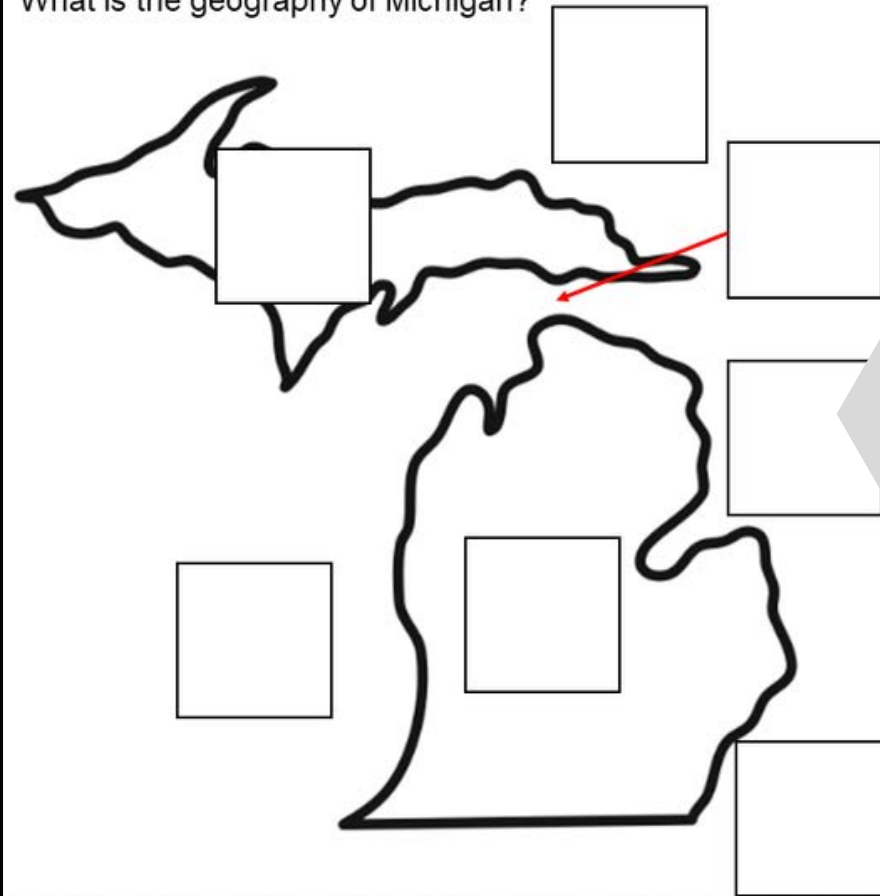
severe winter




tornadoes

Christa Jay, Special Needs for Special Kids
The Picture Communication Symbols ©1981-2019 by Tobii Dynavox. All Rights Reserved. Worldwide. Used with permission. Boardmaker® is a trademark of Tobii Dynavox.

What is the geography of Michigan?




Lake Erie



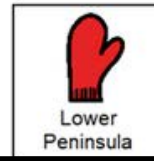
Lake Huron



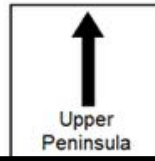
Lake Michigan



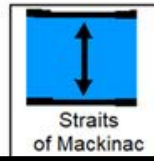
Lake Superior



Lower Peninsula



Upper Peninsula



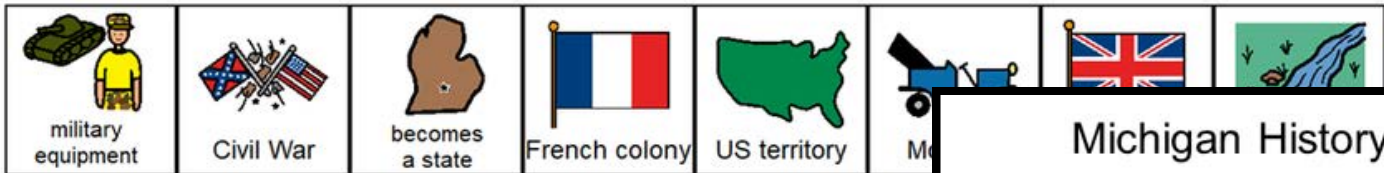
Straits of Mackinac

Students will identify how the climate and geography change across the state.

Michigan History

1618 1763 1805 1825 1837 1861 1865 1913 1939 1945

--	--	--	--	--	--	--

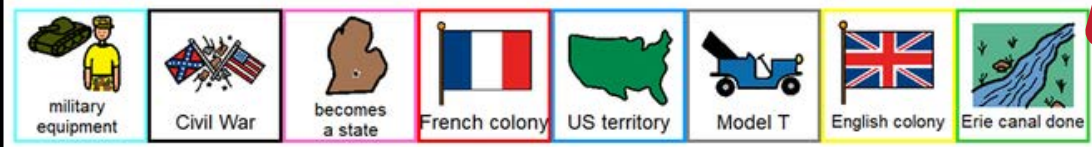


Christa Joy, Special Needs for Special Kids
The Picture Communication Symbols ©1981-2019 by Tobii Dynavox. All Rights Reserved. Used with permission. Boardmaker® is a trademark of Tobii Dynavox.

Michigan History

1618 1763 1805 1825 1837 1861 1865 1913 1939 1945


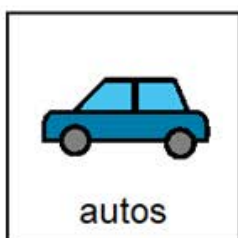
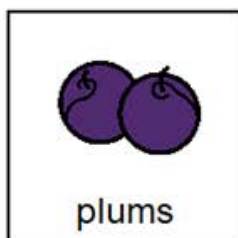

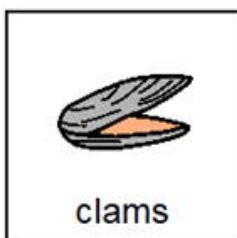




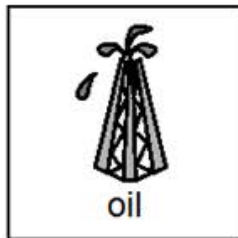


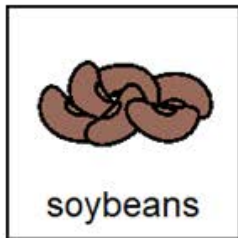
--	--	--	--	--	--	--	--



Christa Joy, Special Needs for Special Kids
The Picture Communication Symbols ©1981-2019 by Tobii Dynavox. All Rights Reserved. Used with permission. Boardmaker® is a trademark of Tobii Dynavox.








Students will complete a timeline of the main events that have happened in this state's history. There is a color-coded version included (shown here).








Students will sort resources that do and do not come out of this state. These are covered in the books. Suggestions for differentiation are included.

What would you see at each landmark in Michigan?

 Mackinac Bridge	<input type="text"/>	 Mackinac Island	<input type="text"/>
 Isle of Royale Park	<input type="text"/>	 Lake Michigan	<input type="text"/>
 Lake Superior	<input type="text"/>	 Frankenmuth	<input type="text"/>
 Henry Ford Museum	<input type="text"/>	 Detroit	<input type="text"/>





Match the item to each landmark on the previous page.

 Pictured Rocks	 moose	 Mackinac Island	 Sleeping Bear Dunes
 carriages	 Christmas Store	 Rosa Park's bus	 GM Headquarters

What is each person from Michigan famous for?

Gerald Ford	<input type="text"/>	Henry Ford	<input type="text"/>
Stevie Wonder	<input type="text"/>	Charles Lindberg	<input type="text"/>
Serena Williams	<input type="text"/>	Magic Johnson	<input type="text"/>
Madonna	<input type="text"/>	Tom Selleck	<input type="text"/>

Match what each person is famous for on the previous page.

 president	 assembly line	 basketball	 singer
 singer	 movie star	 fly across ocean	 tennis

Students will complete 2 matching activities that look at landmarks and famous people.

My trip

I traveled to Michigan, so I went to see

went with me.



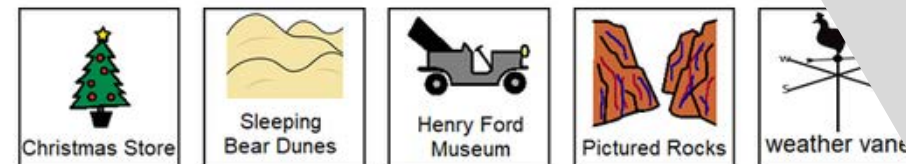
We also went to see the



I got a to remember my trip.

Visiting Michigan made me feel

Christa Joy, Special Needs for Special Kids The Picture Communication Symbols ©1981-2019 by Tobii Dynavox. All Rights Reserved Worldwide. Used with permission. Boardmaker® is a trademark of Tobii Dynavox



Christa Joy, Special Needs for Special Kids The Picture Communication Symbols ©1981-2019 by Tobii Dynavox. All Rights Reserved Worldwide. Used with permission. Boardmaker® is a trademark of Tobii Dynavox

There is a writing prompt for students to write about taking a trip to see Michigan. This is an errorless activity.


Who am I cards

- Give each student a set of Who am I cards
- Various options/ways to play, but the goal is to have students hold up the card you are talking about. Sometimes there can be more than one correct answer
- Things you can do:
 - Hold up a who am I card
 - Show a page from the book
 - Point to a symbol on the vocabulary board
 - Verbally describe something about Michigan.
- Tell a story as though you were visiting Michigan.
 - What do you see?
 - What is the weather like?
 - What plants or animals do you see?
 - Where do you live (city or country)?
 - What are you eating?
 - What sports teams are playing in your area?

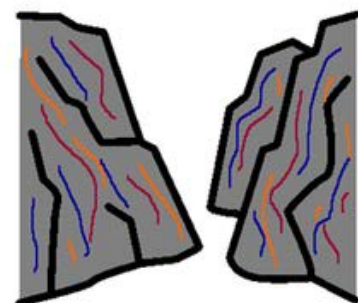
Christa Joy, Special Needs for S
The Picture Communication Symbols ©1981-2019 by T
Worldwide. Used with permission. Boardmaker® is



Isle of Royal



Sleeping Bear D



Pictured Rocks



Tahquamenon Falls

Christa Joy, Special Needs for Special Kids
The Picture Communication Symbols ©1981-2019 by Tobii Dynavox. All Rights Reserved
Worldwide. Used with permission. Boardmaker® is a trademark of Tobii Dynavox

Group activity







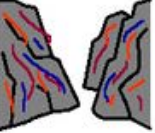









There are large cards and directions for playing a "Who am I?" group activity.

Bingo cards



- Included are 10 Bingo cards in color and 10 Bingo cards in BW.
- Place the cards in page protectors or laminate for long term use.
- **Cut one board apart to use as calling cards.**
- This is a great way to practice the new vocabulary included in this unit.
- Cut apart a set of the vocabulary cards to use as the calling cards.
- Options:
 - Show students the picture for them to match
 - Read the definition and see if students can find the matching picture
 - Work as teams
 - Vary the "winning" patterns.
 - Cover all
 - Cover corners
 - Row across or down
 - Cover the edges
 - Vary the ways to mark the card
 - Place in page protector or laminate and use dry erase markers
 - Stickers
 - Post-it notes
 - Dot markers

Michigan

 Michigan	 automobiles	 lighthouse	 Great Lake State
 Iron ore	 flag	 Pictured Rocks	 cherries
 Weather vane	 Sleeping Bear Dunes	 Lansing	 Henry Ford Museum
 robin	 peninsula	 Detroit	 Mackinac Bridge

Group activity

There are 10 color and 10 black and white Bingo cards included plus 10 different ways to use them and play Bingo. There are calling cards included. This is a great way to review vocabulary.



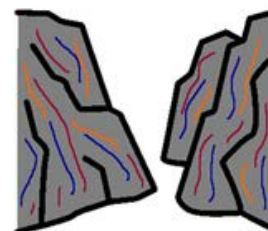
Mackinac Bridge



Henry Ford Museum



Lansing



Pictured Rocks

Calling cards included

Michigan (week 1)

1. is the capital of Michigan.
2. Michigan is known as the state.
3. Michigan touches of the Great Lakes.
4. The first was built in Michigan.
5. Michigan is the largest producer of .



Michigan (week 2)

1. The connects the Upper and Lower Peninsulas.
2. There are no allowed on Mackinac Island.
3. A large population of live on the Isle of Royale.
4. Michigan is the only state with a floating .
5. Detroit is known as .



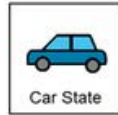
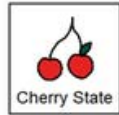
Close worksheets are a great informal assessment. This unit has one for each week. Suggestions for differentiation are included.

Answer key included.

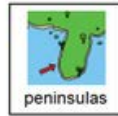
1. What is the capital of Michigan?



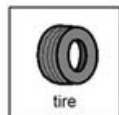
2. What is the nickname for Michigan?



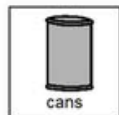
3. Michigan is the only state made of 2 _____.



4. What did Henry Ford invent that made Michigan the leader of the auto industry in the US for many years?




5. What did Michigan begin making during World War 2?



Print onto cardstock or mount on index cards. Cut pictures apart and show student answer choices for each question.

Q 5



Q 6



1. What is the capital of Michigan?

- A. Lansing
- B. Washington, DC
- C. Detroit

2. What is the nickname for Michigan?

- A. Cherry State
- B. Car State
- C. Great Lakes State

3. Michigan is the only state made of 2 _____.

- A. Islands
- B. Peninsulas
- C. Mountains

4. What did Henry Ford invent that made Michigan the leader of the auto industry in the US for many years?

- A. Tire
- B. Windshield wipers
- C. Assembly line

5. What did Michigan begin making during World War 2?


- A. Cans
- B. Tanks
- C. Bikes

FINALLY the assessment!! There are 3 versions.

- 10 questions with 3 picture choices for each question
- cut out the answer choices and glue them on index cards
- traditional multiple choice

Answer key included.

Ingredient Labels



cherries



sugar



corn starch



almond extract



lemon juice



2 pie crusts

Christa Joy, Special Needs for Special Kids
The Picture Communication Symbols ©1981-2022 by Tobii Dynavox. All Rights Reserved
Worldwide. Used with permission. Boardmaker® is a trademark of Tobii Dynavox.

Group activity

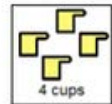
Assembly Directions




1. Preheat oven to 375°F



2. Mix together the following ingredients:



4 cups



cherries



1/4 teaspoon



almond extract



1 cup



sugar



1 tablespoon



lemon juice




1/4 cup



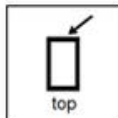
corn starch




3. Pour cherry filling into pie crust.



pie crust



4. Place second crust on top.



pie crust



5. Cut holes in top.



pie crust



6. Bake for about 45-60 minutes until filling is bubbling.

Christa Joy, Special Needs for Special Kids
The Picture Communication Symbols ©1981-2022 by Tobii Dynavox. All Rights Reserved
Worldwide. Used with permission. Boardmaker® is a trademark of Tobii Dynavox.

Included is a simple picture recipe for Cherry Pie. This will wrap up this 2 week unit.



Michigan



Week 2


By Christa Joy









This unit also includes digital versions of the activities.

Students can watch a movie book version of the book rather than printing it out.

Great for review

Place pictures in circle map about Michigan.



 Lansing	 Great Lakes State	1837	 military equipment
 Mackinac Bridge	 peninsula	 snow	
 cherries	 auto industry		



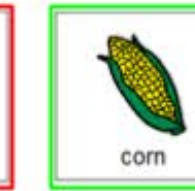



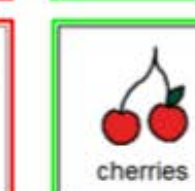



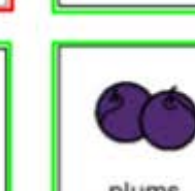




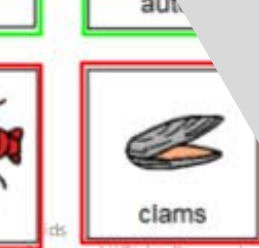
Christa Joy, Special Needs for Special Kids
The Picture Communication Symbols ©1981-2019 by Tobii Dynavox. All Rights Reserved
Worldwide. Used with permission. Boardmaker® is a trademark of Tobii Dynavox

Each activity is set up so students can click and drag answers. No typing is required.

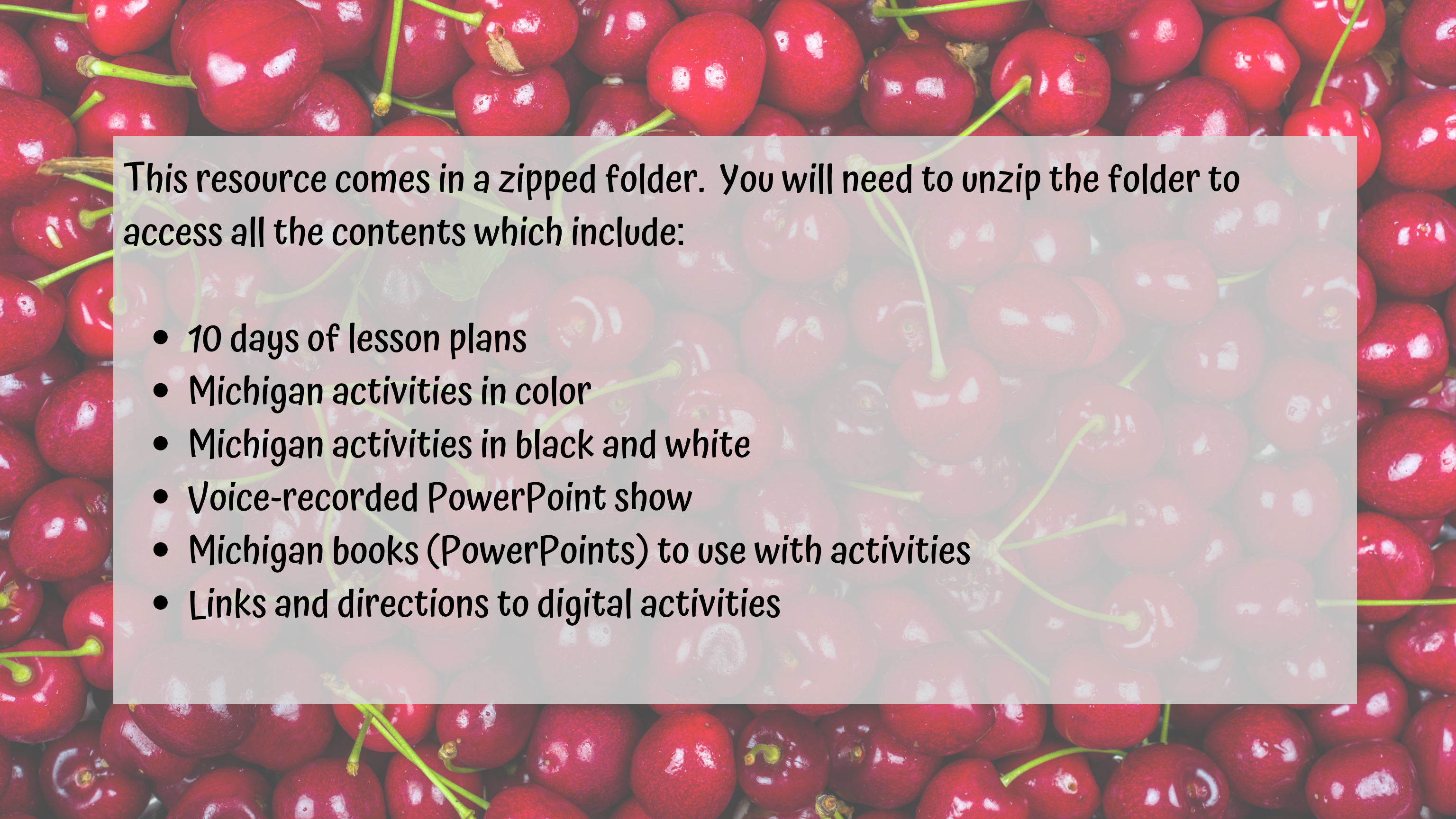
Perfect for every learning level



Sort pictures into correct column depending on if it is a resource that comes from Michigan or not. If you are not sure place it on the middle line.


 <p>soybeans</p>	 <p>nuts</p>	 <p>corn</p>	 <p>cranberries</p>
 <p>sugarbeets</p>	 <p>crab</p>	 <p>cherries</p>	 <p>apples</p>
 <p>salt</p>	 <p>pears</p>	 <p>plums</p>	 <p>auto</p>
 <p>iron ore</p>	 <p>oil</p>	 <p>lobster</p>	 <p>clams</p>

The second set of slides uses color for differentiation and extra support for students who may need it. Mix and match slides from both sets to make the perfect set for each student.



This resource comes in a zipped folder. You will need to unzip the folder to access all the contents which include:

- **10 days of lesson plans**
- **Michigan activities in color**
- **Michigan activities in black and white**
- **Voice-recorded PowerPoint show**
- **Michigan books (PowerPoints) to use with activities**
- **Links and directions to digital activities**



Starting in August 2023, I am starting on a project to create a 2-week unit for each state.

I am doing these in order of popularity.

If you would like me to do a unit on your state, send me an email at specialneedsforspecialkids@gmail.com. I will add it to the list.

I do plan to complete all the states at a rate of 1 per week.