




# Mercy Watson to the Rescue



**13 activities**

**chapter  
questions**



# FOR SPECIAL EDUCATION



These novel units are something I created and started using in my classroom. I had students with significant challenges and most were **non-readers**. They were the best thing I ever did, and my students LOVED them.

## Table of Contents

Worksheet pages	Activity	Chapter
4	Suggestions for use	
5	Story board	
6	Title and Author	
7-8	What are you afraid of?	1
9-10	I had a dream	2
11-12	Onomatopoeia	3
13	When to call 911	4
14-15	Fact or opinion	5
16-17	Good or bad pets	6
18-19	Good and bad choices when frustrated	7
20	Who to call in an emergency	8
21-22	Ways to rescue someone	9
23-25	What is a hero?	10
26-27	Breakfast foods	11
28	What does content mean?	12
29-31	Other novel units available	
32-33	Terms of use	

This novel unit has **13 different activities**. These activities are NOT comprehension-based. So, even if your students do not pay attention, they can still complete the activity.

# Things that Make Me Scared




Choose some things from the chart below or come up with your own to fill in the blocks above.

 spiders	 storms	 swimming	 dark
 1st day of school	 loud noises	 new places	 stranger
 dog	 crowds	 grocery store	 snakes
 changes	 school bus	 haunted house	 costumes

For example, Mercy is afraid of the dark. In this activity, students can share some things they are afraid of.


## Suggestions for Use

- I made this unit to go along with the book, *Mercy Watson to the Rescue (book 1)*, by Kate DiCamillo.
- I figured that you would be reading it aloud to your class at a rate of about 1-2 chapters per day.
- Be sure to give each student their own copy of the story board (pg. 5) to use while reading and discussing the story.
- Benefits of reading out loud, even to classes made up of severely affected students:
  - Teaches students to sit quietly even when there isn't something for them to do. This is such an important life skill. We all have to spend time sitting and listening to someone we are not that interested in at some point.
  - Parents will LOVE you. Not only will they be excited their child is being exposed to age appropriate material, but you are teaching them how to sit quietly, which will hopefully transfer to home as well.
  - Even with your lowest level learners, you will have 1 or 2 that will truly enjoy the story.
  - It can be a calming experience to sit and listen to the teacher read in a methodical way.
- For students who need more structure, place the number of post-it notes in front of him/her that corresponds to the number of pages you intend to read. Remove a post-it as you finish each page. The visual will help lessen their anxiety.
- You will find 1 activity for each chapter. You will still have plenty to choose from and find those that fit best with your students.
- Differentiation:
  - For any activity, you can quickly differentiate for your lower level learners by using a color coding technique.
  - If sorting, outline each sorting category a certain color and then outline the corresponding pictures the same color.
  - Becomes a matching task.
- This unit includes 15 comprehension questions. There is a chart to show which chapter each question comes from. Each questions is a multiple-choice questions with three answer choices that uses pictures. (*This is a separate pdf.*)
- An answer key is included.

Suggestions on how I found this activity worked best in my classroom are provided. I typically had 6-8 students with one adult assistant in the room with me.


# Mercy Watson to the Rescue (book 1) for Special Education

By  
Christa Joy  
Special Needs for Special Kids



*This entire novel unit  
comes in 2 separate files.  
One is completely in color  
and one is completely in  
black and white.*

Story Board : to use while reading and for class discussions. Laminate and make 1 copy for each student.



This unit comes with a vocabulary board.

Vocabulary boards are great for ALL students to assist with participation and engagement in group discussions.

Tips on how to use in the unit!!

Not all heroes are big and strong. Everyone thinks Mercy is a hero.  
What does being a hero look like?



Errorless version

Place the pictures in the circle map on previous page showing what a hero looks like.

care for others	work hard	volunteer	proud	listen
try	rescue others	determined	keep going	smart
save others	important	kind	help	get the bad guy

Place the pictures in the circle map on previous page **ONLY IF** you think it describes someone who is a hero.

mean	work hard	volunteer	steal	listen
try	rescue others	determined	keep going	smart
save others	important	cheat	help	get the bad guy
care for others	hurt others	kind	proud	bad

There are circle maps in this unit.

Circle maps are a great way for students to see the big idea.



Eugenia believes pigs belong on a farm, not inside like a pet. Have you ever wondered what would make a good pet? Sort the following animals into those that would be good pets and those that would not.











Cut apart and sort into the correct column on previous page. Some answers may vary. Where you put a pig?



There are sorting activities.









Directions on how to add differentiation are included.

If you had to rescue someone who was trapped in the following places, what would you use?

 well	<input type="text"/>	 up a tree	<input type="text"/>
 mountain peak	<input type="text"/>	 pond	<input type="text"/>
 ocean	<input type="text"/>	 apartment fire	<input type="text"/>
 locked door	<input type="text"/>	 I'm lost	<input type="text"/>

There are matching activities. Directions on how to add differentiation are included.

Match with the situation on the previous page.

 keys	 map	 rescue helicopter	 fire engine
 speedboat	 rowboat	 rope	 ladder

# I had a dream

Last night, I had a dream. It was

I lived in a

There were

in my dream.

We went on a trip riding on a

There, we saw



scary	great	exciting	sad	confusing	wondering
circus tent	covered wagon	cave	rocket	igloo	ice cream cone
dragons	monsters	ghosts	odd people	creatures	elf
train	helicopter	hot air balloon	rocket	ufo	ship
dinosaurs	pelicans	outer space	the Black Forest	black swans	polar bears

There are writing prompts.

Students can choose from the pictures (making this an errorless activity) or write in their own answers.

Onomatopoeia is where a word imitates the sound it represents. It is used in this chapter.

1. Circle or highlight the words that are onomatopoeia.
2. Circle the picture that illustrates the onomatopoeia.

1. The excavator roared to life and started digging.



2. He slowly zipped up his jacket.



3. The drummer banged on the drums.



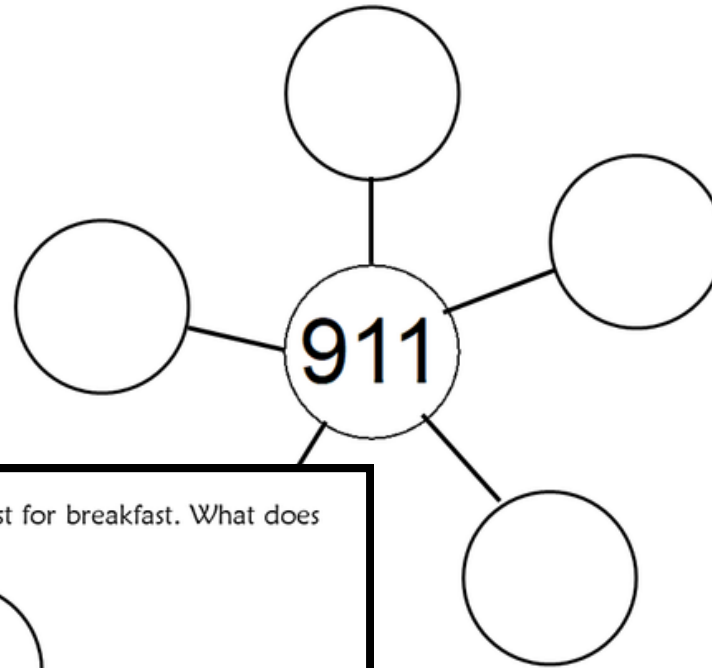
4. The sale made the register go cha...



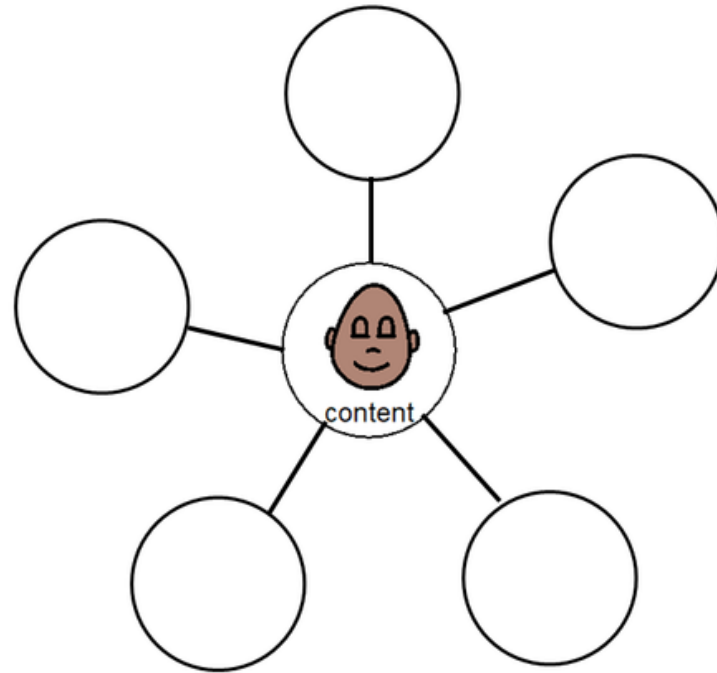
5. The bees were buzzing around th...



Who are some people you could call in case of an emergency?



Mercy is very content after her toast for breakfast. What does it mean to feel content?





Because there are so many activities, you can choose the ones that fit your students the best.



1. What does the song Mr. and Mrs. Watson sing to her at bedtime make Mercy feel like?





2. How did the dark make Mercy feel?



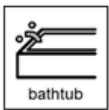
3. What was Mr. Watson dreaming about?



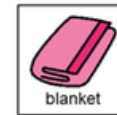

4. What were both Mercy and Mrs. Watson dreaming about?



5. What fell in a hole?




6. What was Mercy going to look for?




7. What did Mercy think she could get from Baby Lincoln's door?



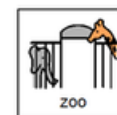
8. What did Baby Lincoln think was at her window?



9. Who did Eugenia call?



10. Where does Eugenia think Mercy belongs?



This unit does come with comprehension questions.

There are 15 questions for the book. Each question has 3 picture choices. They are in color and black and white.

Answer key included!!