


# Mercy Watson Goes For A Ride



**15 activities**

**chapter  
questions**



**FOR SPECIAL EDUCATION**



These novel units are something I created and started using in my classroom. I had students with significant challenges and most were **non-readers**. They were the best thing I ever did, and my students LOVED them.

## Table of Contents

Worksheet pages	Activity	Chapter
4	Suggestions for use	
5	Story board	
6	Title and Author	
6	What does admire mean?	1
7-9	Things about driving	2
10	Identify Saturdays	3
11	What does folly mean?	4
12-13	Sequence Watson's Saturday	5
14-15	Things that are crimes	6
16-17	Going on an adventure	7
18-19	Vehicle sorting	8
20-21	Things pigs can and can't do	9
22-24	Things you can put on toast	10
25	Label car pedals	11
26-27	Safe and not safe in the car	12
28-29	Things that smell good or bad	13
30	Would you want a second helping?	14
31-33	Other novel units available	
34-35	Terms of use	

This novel unit has **15 different activities**. These activities are NOT comprehension-based. So, even if your students do not pay attention, they can still complete the activity.

Mr. Watson and Mercy go for a ride every Saturday. Color in the Saturdays on the calendar below.

**JANUARY**

Sun	Mon	Tue	Wed	Thu	Fri	Sat
	1	2	3	4	5	6
7	8	9	10	11	12	13
14	15	16	17	18	19	20
21	22	23	24	25	26	27
28	29	30	31			

**APRIL**

Sun	Mon	Tue	Wed	Thu	Fri	Sat
1	2	3	4	5	6	7
8	9	10	11	12	13	14
15	16	17	18	19	20	21
22	23	24	25	26	27	28
29	30					

**FEBRUARY**

Sun	Mon	Tue	Wed	Thu	Fri	Sat
				1	2	3
4	5	6	7	8	9	10
11	12	13	14	15	16	17
18	19	20	21	22	23	24
25	26	27	28			

**MAY**

Sun	Mon	Tue	Wed	Thu	Fri	Sat
		1	2	3	4	5
6	7	8	9	10	11	12
13	14	15	16	17	18	19
20	21	22	23	24	25	26
27	28	29	30	31		

**MARCH**

Sun	Mon	Tue	Wed	Thu	Fri	Sat
				1	2	3
4	5	6	7	8	9	10
11	12	13	14	15	16	17
18	19	20	21	22	23	24
25	26	27	28	29	30	31

**JUNE**

Sun	Mon	Tue	Wed	Thu	Fri	Sat
					1	2
3	4	5	6	7	8	9
10	11	12	13	14	15	16
17	18	19	20	21	22	23
24	25	26	27	28	29	30

For example, the Watsons have a special lunch every Saturday. Here, students will color in all the Saturdays on the calendar.


## Suggestions for Use

- I made this unit to go along with the book, *Mercy Watson Goes for a Ride (book 2)*, by Kate DiCamillo.
- I figured that you would be reading it aloud to your class at a rate of about 1-2 chapters per day.
- Be sure to give each student their own copy of the story board (pg. 5) to use while reading and discussing the story.
- Benefits of reading out loud, even to classes made up of severely affected students:
  - Teaches students to sit quietly even when there isn't something for them to do. This is such an important life skill. We all have to spend time sitting and listening to someone we are not that interested in at some point.
  - Parents will LOVE you. Not only will they be excited their child is being exposed to age appropriate material, but you are teaching them how to sit quietly, which will hopefully transfer to home as well.
  - Even with your lowest level learners, you will have 1 or 2 that will truly enjoy the story.
  - It can be a calming experience to sit and listen to the teacher read in a methodical way.
- For students who need more structure, place the number of post-it notes in front of him/her that corresponds to the number of pages you intend to read. Remove a post-it as you finish each page. The visual will help lessen their anxiety.
- You will find 1 activity for each chapter. You will still have plenty to choose from and find those that fit best with your students.
- Differentiation:
  - For any activity, you can quickly differentiate for your lower level learners by using a color coding technique.
  - If sorting, outline each sorting category a certain color and then outline the corresponding pictures the same color.
  - Becomes a matching task.
- This unit includes 15 comprehension questions. There is a chart to show which chapter each question comes from. Each questions is a multiple-choice questions with three answer choices that uses pictures. (*This is a separate pdf.*)
- An answer key is included.

Suggestions on how I found this activity worked best in my classroom are provided. I typically had 6-8 students with one adult assistant in the room with me.

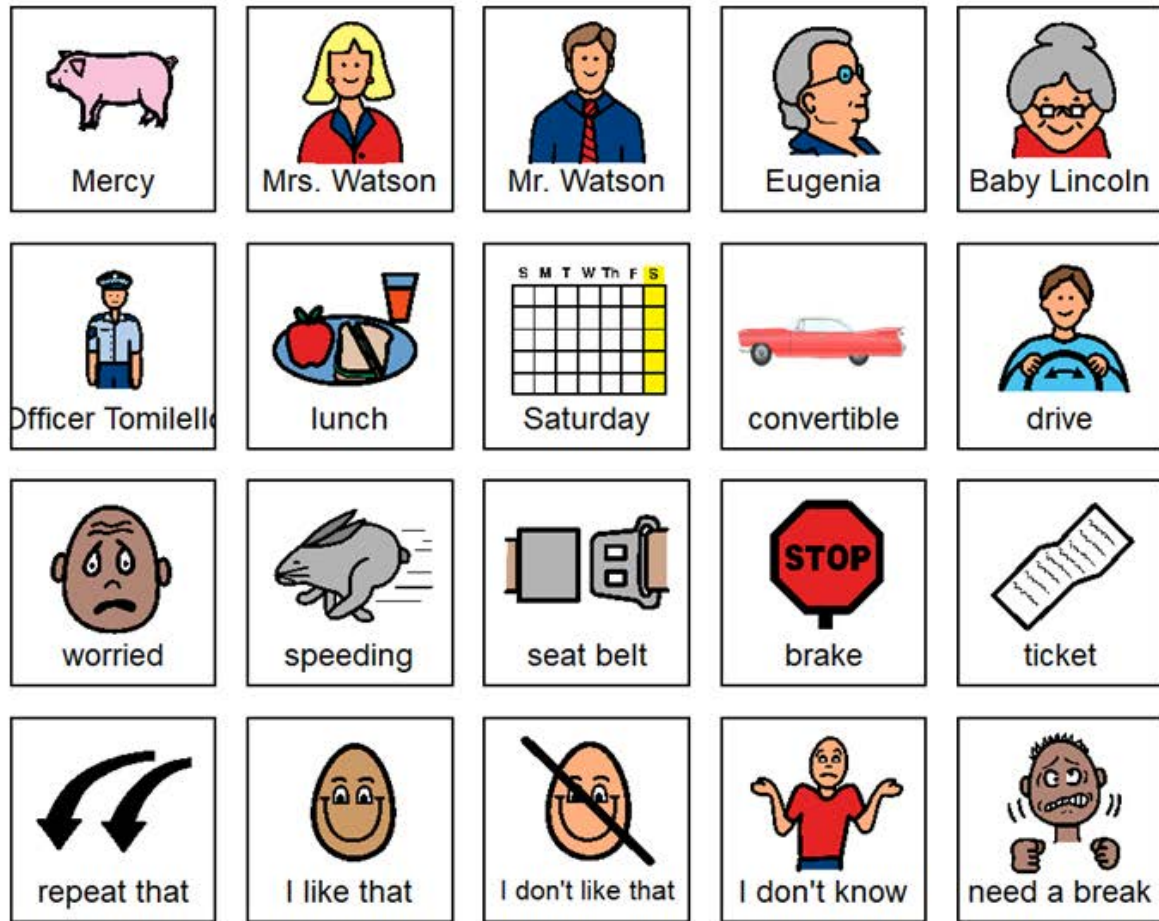
Color version

Mercy Watson Goes for a Ride  
(book 2)  
for Special Education  
By  
Christa Joy  
Special Needs for Special Kids



*This entire novel unit  
comes in 2 separate files.  
One is completely in color  
and one is completely in  
black and white.*

Story Board : to use while reading and for class discussions. Laminate and make 1 copy for each student.

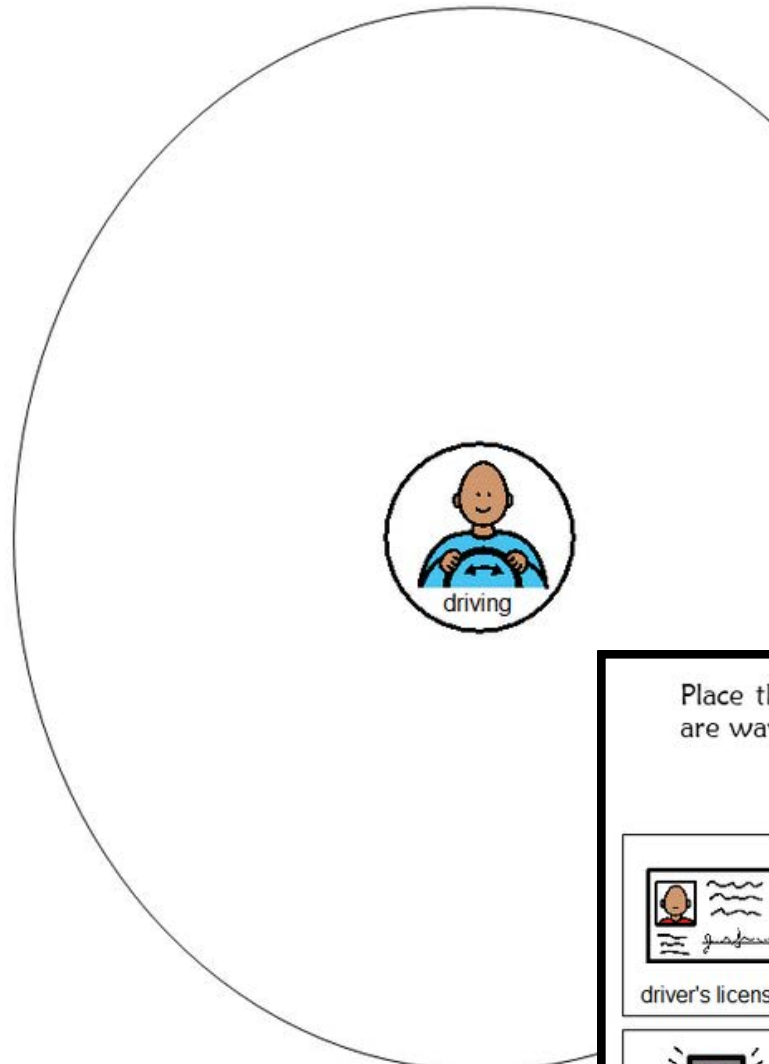


This unit comes with a vocabulary board.

Vocabulary boards are great for ALL students to assist with participation and engagement in group discussions.








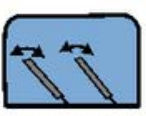

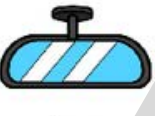
Tips on how to use in the unit!!

Mercy really wants to drive the car. What do you think is involved in driving a car and learning to drive a car?


















Errorless version

Place the pictures in the circle map on previous page showing things needed to drive a car.

 driver's license	 seat belt	 keys	 gas	 road
 stop light	 headlight	 windshield wipers	 steering wheel	 mirrors

Place the pictures in the circle map on previous page **only if** they are ways things involved in driving a car.




 driver's license	 balloons	 keys	 gas	 road
 stop light	 headlight	 windshield wipers	 mosquito	 flowers
 bread	 seat belt	 jump rope	 steering wheel	 mirrors

There are circle maps in this unit.


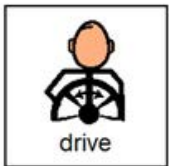









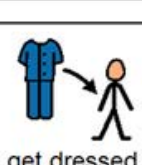


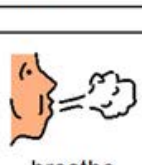
Circle maps are a great way for students to see the big idea.



What are some things pigs can/should and cannot do?



Sort the pictures into the correct column. If you are not sure, place it on the middle line.

 <p>walk</p>	 <p>drive</p>	 <p>drink</p>	 <p>play piano</p>
 <p>sing</p>	 <p>color</p>	 <p>cook</p>	 <p>eat</p>
 <p>swim</p>	 <p>sleep</p>	 <p>make bed</p>	 <p>get dressed</p>
 <p>chew</p>	<p>oink</p>	 <p>jump rope</p>	 <p>breathe</p>

There are sorting activities.

Directions on how to add differentiation are included.

What do Mercy and the Watsons do on Saturdays?

1

2

3

4

5

Place the events in order on previous page.



Mercy will not move



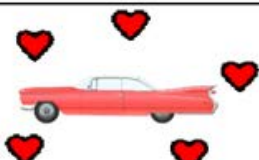
Mercy and Mr. Watson go for a drive



Mrs. Watson promises toast



eat lunch



admire car

There are matching activities. Directions on how to add differentiation are included.

# Going on an Adventure

I decided to go on an adventure with my .

We took plenty of  with us.















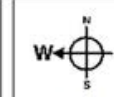


We traveled in a .

We headed towards the .

We saw lots of  while we were there.

CH 7

Christa Joy, Special Needs for Special Kids The Picture Communication Symbols ©1981-2019 by Tobii Dynavox. All Rights Reserved Worldwide. Used with permission. Boardmaker® is a trademark of Tobii Dynavox.

 best friend	 neighbor	 team	 dog	 mom	 dad
 food	 snacks	 money	 clothes	 books	
 car	 bus	 train	 subway	 plane	 ship
 mountains	 ocean	 north	 south	 east	 west
 animals	 birds	 snow	 people	 things	 surprises

CH 7

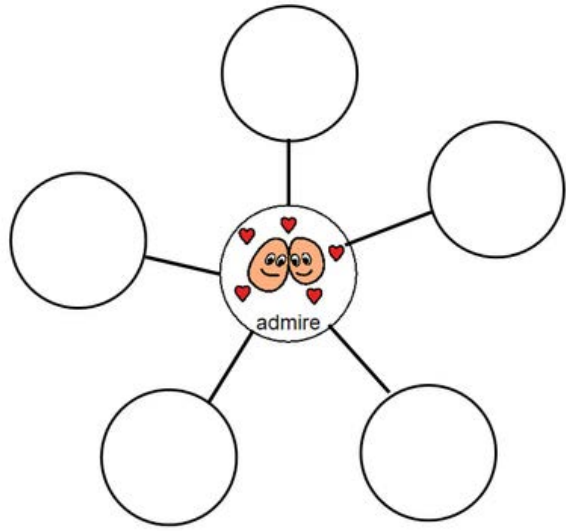
Christa Joy, Special Needs for Special Kids The Picture Communication Symbols ©1981-2019 by Tobii Dynavox. All Rights Reserved Worldwide. Used with permission. Boardmaker® is a trademark of Tobii Dynavox.

18


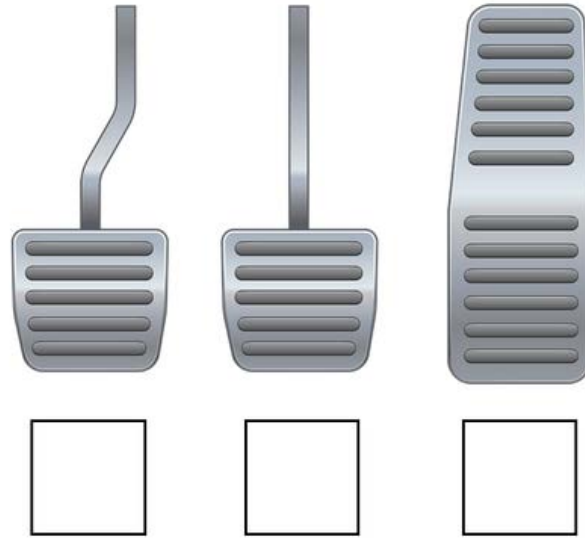
There are writing prompts.

Students can choose from the pictures (making this an errorless activity) or write in their own answers.

Who does it mean to admire something or someone?




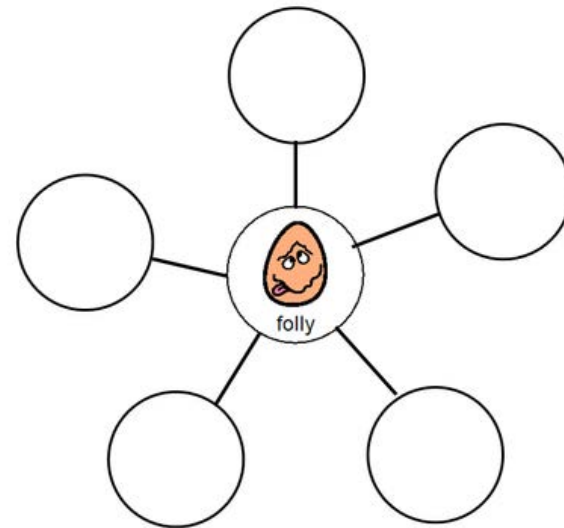
Label the car pedals.



Look at each food below. Would you want a second helping? Circle yes or no.

	<input checked="" type="checkbox"/>	<input type="checkbox"/>
ice cream	yes	no
	<input checked="" type="checkbox"/>	<input type="checkbox"/>
birthday cake	yes	no
	<input checked="" type="checkbox"/>	<input type="checkbox"/>
brussel sprouts	yes	no
	<input checked="" type="checkbox"/>	<input type="checkbox"/>
spinach	yes	no
	<input checked="" type="checkbox"/>	<input type="checkbox"/>
spaghetti	yes	no
	<input checked="" type="checkbox"/>	<input type="checkbox"/>
french fries	yes	no
	<input checked="" type="checkbox"/>	<input type="checkbox"/>
peas	yes	no
	<input checked="" type="checkbox"/>	<input type="checkbox"/>
grapes	yes	no

Who does folly mean?



Because there are so many activities, you can choose the ones that fit your students the best.

1. What does Mrs. Watson make every Saturday?




2. What does Mr. Watson admire every Saturday?



3. What does Mercy want to do?



4. What will Mrs. Watson have waiting for Mercy after the drive?



5. Does Eugenia think Mr. Watson a good driver?

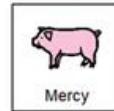


This unit does come with comprehension questions.



There are 20 questions for the book. Each question has 3 picture choices. They are in color and black and white.

Answer key included!!


6. Who was missing that Saturday?



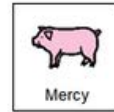
7. Why did Officer Tomilello go after Mr. Watson?



8. Who had hid in the car?



9. Who was driving the car?



10. Could Eugenia find Baby?

