

Mercy Watson Fights Crime



13 activities

**chapter
questions**



FOR SPECIAL EDUCATION



These novel units are something I created and started using in my classroom. I had students with significant challenges and most were **non-readers**. They were the best thing I ever did, and my students LOVED them.




Table of Contents

| Worksheet pages | Activity | Chapter |
|-----------------|-----------------------------|---------|
| 4 | Suggestions for use | |
| 5 | Story board | |
| 6 | Title and Author | |
| 7-8 | When I Grow Up | 1-2 |
| 9-10 | Onomatopoeia | 3 |
| 11-13 | Things found in a kitchen | 4 |
| 14 | Feeling disappointed | 5 |
| 15-16 | Getting around obstacles | 6 |
| 17-18 | What made that sound? | 7 |
| 19-20 | Smells and memories | 8 |
| 21-23 | Things about pie | 9 |
| 24-25 | Animals you can ride | 10 |
| 26-28 | Things about a cowboy | 11-12 |
| 29-30 | Candy and not candy | 13 |
| 31 | What is sympathy? | 14-15 |
| 32-34 | Match pictures to headlines | 16 |
| 35-37 | Other novel units available | |
| 38-39 | Terms of use | |

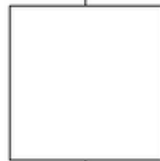

This novel unit has **13 different activities**. These activities are NOT comprehension-based. So, even if your students do not pay attention, they can still complete the activity.

Match the pictures you think would go with each headline.

Pig Catches Thief

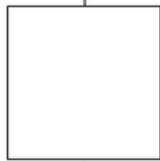
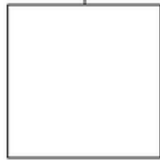


Dog Found in Lion Cage



Match the pictures you think would go with each headline.

Family Find Diamond
in Back Yard



Treasure Washes Up On
Shore



Match the pictures you think would go with each headline.




For example, the Mercy and the Watsons end up in the newspaper. In this activity, students will match the pictures that go with each headline.

Suggestions for Use

- I made this unit to go along with the book, *Mercy Watson Fights Crime (book 3)*, by Kate DiCamillo.
- I figured that you would be reading it aloud to your class at a rate of about 1-2 chapters per day.
- Be sure to give each student their own copy of the story board (pg. 5) to use while reading and discussing the story.
- Benefits of reading out loud, even to classes made up of severely affected students:
 - Teaches students to sit quietly even when there isn't something for them to do. This is such an important life skill. We all have to spend time sitting and listening to someone we are not that interested in at some point.
 - Parents will LOVE you. Not only will they be excited their child is being exposed to age appropriate material, but you are teaching them how to sit quietly, which will hopefully transfer to home as well.
 - Even with your lowest level learners, you will have 1 or 2 that will truly enjoy the story.
 - It can be a calming experience to sit and listen to the teacher read in a methodical way.
- For students who need more structure, place the number of post-it notes in front of him/her that corresponds to the number of pages you intend to read. Remove a post-it as you finish each page. The visual will help lessen their anxiety.
- You will find 1 activity for each chapter. You will still have plenty to choose from and find those that fit best with your students.
- Differentiation:
 - For any activity, you can quickly differentiate for your lower level learners by using a color coding technique.
 - If sorting, outline each sorting category a certain color and then outline the corresponding pictures the same color.
 - Becomes a matching task.
- This unit includes 15 comprehension questions. There is a chart to show which chapter each question comes from. Each questions is a multiple-choice questions with three answer choices that uses pictures. (*This is a separate pdf.*)
- An answer key is included.

Suggestions on how I found this activity worked best in my classroom are provided. I typically had 6-8 students with one adult assistant in the room with me.

Mercy Watson Fights Crime
(book 3)
for Special Education
By
Christa Joy
Special Needs for Special Kids



This entire novel unit comes in 2 separate files. One is completely in color and one is completely in black and white.

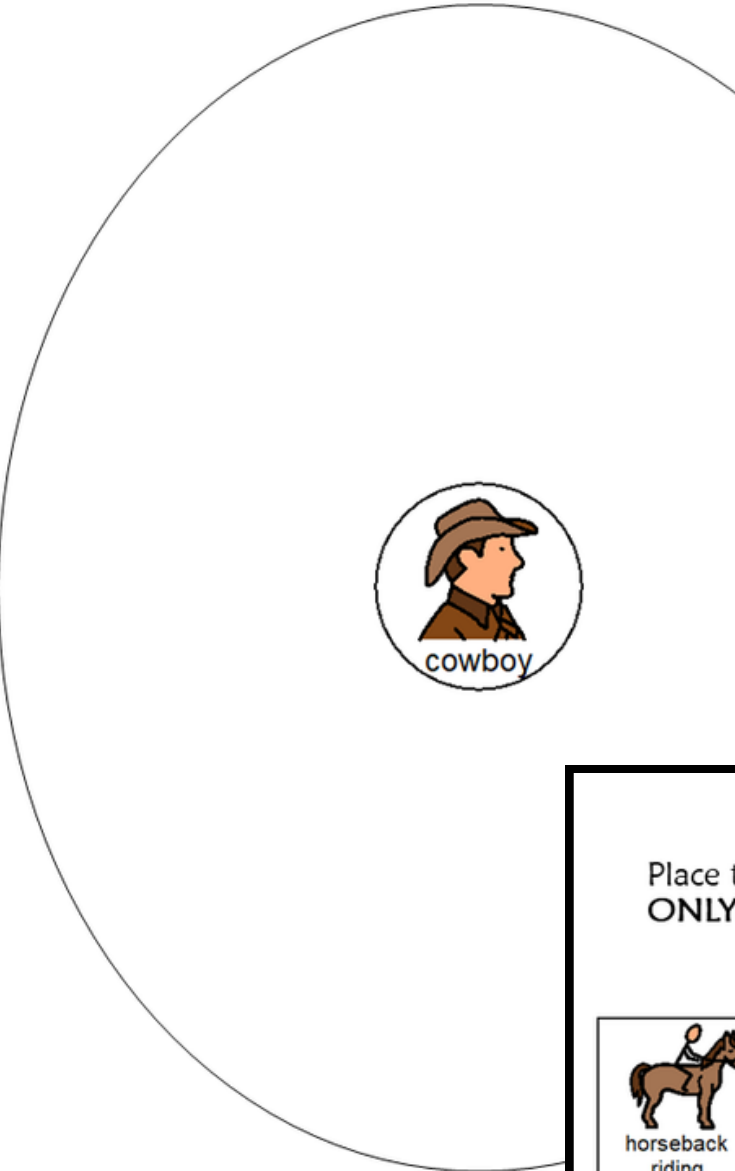
Story Board : to use while reading and for class discussions. Laminate and make 1 copy for each student.



This unit comes with a vocabulary board.


Vocabulary boards are great for ALL students to assist with participation and engagement in group discussions.

Tips on how to use in the unit!!




Errorless version

Place the pictures in the circle map on previous page showing things about cowboys.



Place the pictures in the circle map on previous page ONLY IF you think it would be true about a cowboy.



There are circle maps in this unit.

Circle maps are a great way for students to see the big idea.

What are some things that are and are not candy? Circle the ones that are your favorite.



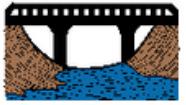




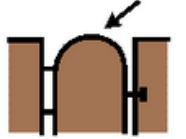


Sort into the correct column on the previous page. If you are not sure or think it could be both, put it on the middle line.











There are sorting activities.

Directions on how to add differentiation are included.

Leroy has trouble getting around Mercy who has fallen asleep in front of the door. Find the best way (preposition) to get around the following obstacles.

| | | | |
|--|----------------------|---|----------------------|
|  bridge | <input type="text"/> |  tunnel | <input type="text"/> |
|  fence | <input type="text"/> |  tree | <input type="text"/> |
|  person | <input type="text"/> |  gate | <input type="text"/> |
|  bench | <input type="text"/> |  lion | <input type="text"/> |

Match the preposition below with the obstacle on the previous page.

| | | | |
|--|---|--|--|
|  go over |  go around |  go around |  go through |
|  go under |  go through |  go over |  turn around |

There are matching activities. Directions on how to add differentiation are included.

When I grow up

When I am older, I think it would be great to be a

I think I would be good at it, because I am

I like the idea of being able to

Of course, it will take a lot of do it.

to learn how to

And, I may even change my mind. I just want to be


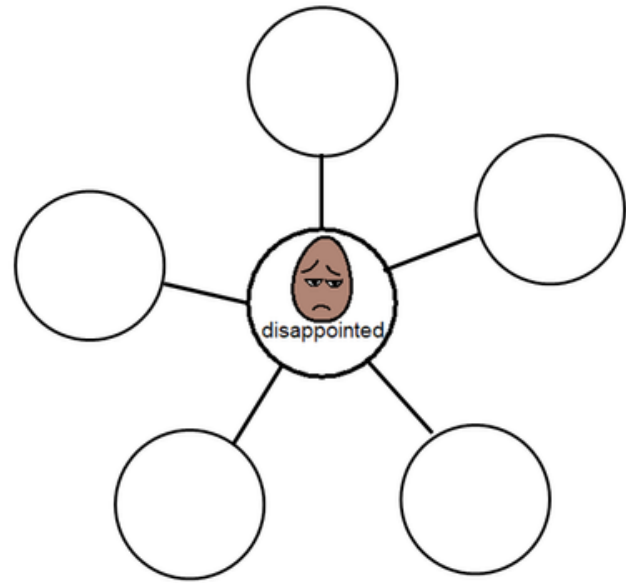
It is impossible for me to come up with all the possible choices for this question. Help students draw their own answer if not here.

| | | | | | |
|---|---|---|---|--|--|
|  mechanic |  clerk |  doctor |  veterinarian |  soldier |  sports player |
|  responsible |  strong |  a hard worker |  a good salesman |  patient |  s |
|  fix things |  help people |  take care of people |  be with animals |  keep others safe |  stay active |
|  studying |  time |  work |  help |  patience |  persistence |
|  happy |  good |  okay |  content |  excited |  sure |

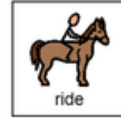
There are writing prompts.

Students can choose from the pictures (making this an errorless activity) or write in their own answers.

What does being disappointed feel like?



What are some animals you think you could and could not ride?

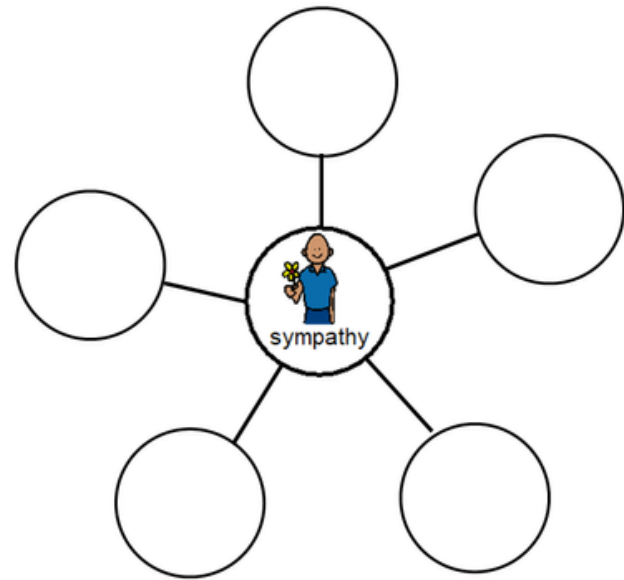


| | |
|--|--|
| | |
|--|--|

Sort the following pictures into the correct column on the previous page. If you are not sure, place it on the middle line.

| | | | |
|---------|----------|-----------|-----------|
| horse | snake | porcupine | zebra |
| raccoon | shark | donkey | sea horse |
| camel | goldfish | elephant | monkey |
| heron | ostrich | parrot | cow |

Mrs. Watson feels sympathy for Leroy. What is sympathy?



Because there are so many activities, you can choose the ones that fit your students the best.

1. What did Leroy want to be?



chef




doctor



cowboy

2. What was Leroy now?



teacher



thief




dentist

3. Who did Leroy wake up?



Mr. Watson



Mercy



neighbors

4. What did Mercy do when she got to the kitchen?



scream



fell asleep

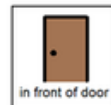


make toast

5. Where had Mercy fallen asleep?



on couch



in front of door



bathroom

6. What did Mercy think she smelled?



butter



garlic



onions

7. Who hear Leroy yelling yippie-i-oh?



Mrs. Watson



Mr. Watson



mailman

8. What did Baby eat before going to bed?



apple



pie



fried chicken

9. Where do Eugenia and Baby see Leroy riding Mercy?



down street



on TV



in yard

10. Who does Mrs. Watson want to call when she finds Mercy missing?



fire department



ambulance



detective

This unit does come with comprehension questions.

There are 15 questions for the book. Each question has 3 picture choices. They are in color and black and white.

Answer key included!!