

Special Ed



ALSO INCLUDES GOOGLE SLIDES

Special Needs for Special Kids





## For students who:

- *are emerging or non-readers*
- *take alternate assessments*
- *are in special education*
- *short-attention span*
- *lack pre-requisite skills*
- *benefit from the use of pictures for support*
- *middle/high school*



# Illinois for Special Education

By  
Christa Joy  
Special Needs for Special Kids



## Table of Contents

Worksheet pages	Activity
4-5	Vocabulary board
6-11	Who am I cards
12-26	Bingo cards
27-30	Circle map
31-37	Id places on a map
38-40	Climate and geography maps
41-44	History Timeline
45-48	Natural resources sorting
59-54	Matching landmarks and people
55-57	Writing prompt
58-62	Close worksheets
63-73	Assessment
74-77	Deep Dish Pizza
78-79	Terms of use

Also included in this resource as separate files:

- Lesson plans
- Links and directions to digital activities
- PowerPoints (**these are the books in the lesson plan**)
- Voice recorded PowerPoint
- Activities in black and white

*This unit contains 2 weeks of material in print and digital formats. I have included a detailed lesson plan to help you make the most of everything in this unit including how to add some group activities.*

*This unit comes in 2 separate files, one in color and one in black and white.*



## Day 1

Activity	Notes	Materials
Read or listen to the book: <b>Illinois week 1</b> (10 minutes)	<ul style="list-style-type: none"><li>• Since this is the first-time students are seeing the book, I <b>focus a lot on the pictures</b><ul style="list-style-type: none"><li>◦ Ask lots of questions about what they might think the pictures mean or may relate to</li></ul></li><li>• <b>Make connections between book and vocabulary board</b> (have students find relevant symbols on their boards to go with a concept or photo on page.)</li><li>• Go through the book <b>twice</b>, once just looking at the photos and a second time reading the story</li></ul>	<ul style="list-style-type: none"><li>• Book</li><li>• Vocabulary board</li></ul>
Vocabulary board <b>I Spy Game</b> (10 minutes)	<ul style="list-style-type: none"><li>• I play this game, or variations of it the first few days</li><li>• Since this is the first time playing this game, I make it easy. Hold up a symbol from the board, and have students find the matching one and point to it on their board</li></ul>	<ul style="list-style-type: none"><li>• Vocabulary board cut apart</li><li>• Vocabulary board</li></ul>
Circle Map (10 minutes)	<ul style="list-style-type: none"><li>• Do the circle map on Illinois<ul style="list-style-type: none"><li>◦ Choose the best version (errorless or not) depending on the learning level of your students</li><li>◦ Students cut out symbols and place in circle map.</li></ul></li><li>• Make connections to the book as necessary</li></ul>	<ul style="list-style-type: none"><li>• Circle map</li><li>• Scissors</li><li>• Glue</li></ul>
Sharing (10 minutes)	<ul style="list-style-type: none"><li>• Each student shares their circle map with the group using the communication method of their choice</li><li>• This repetition is so important. Students are hearing the relevant vocabulary when:<ul style="list-style-type: none"><li>◦ Read the story</li><li>◦ Review the vocabulary board</li><li>◦ Complete the circle map</li><li>◦ Share the circle map</li></ul></li></ul>	<ul style="list-style-type: none"><li>• Completed circle maps</li><li>• Communication devices</li></ul>

# 10 days

The lesson plans contain:

- Overall tips for teaching students with significant needs
- A quick look at what you will do each day
- Detailed instructions on how that day's lesson should run





Christa Joy, Special Needs for Special Kids  
 The Picture Communication Symbols ©1981–2018 by Tobii Dynavox. All Rights Reserved  
 Worldwide. Used with permission. Boardmaker® is a trademark of Tobii Dynavox.


This unit comes with a vocabulary board.

Vocabulary boards are great for ALL students to assist with participation and engagement in group discussions.

Tips on how to use in the unit!!

(There are NO vocabulary cards in this unit.)



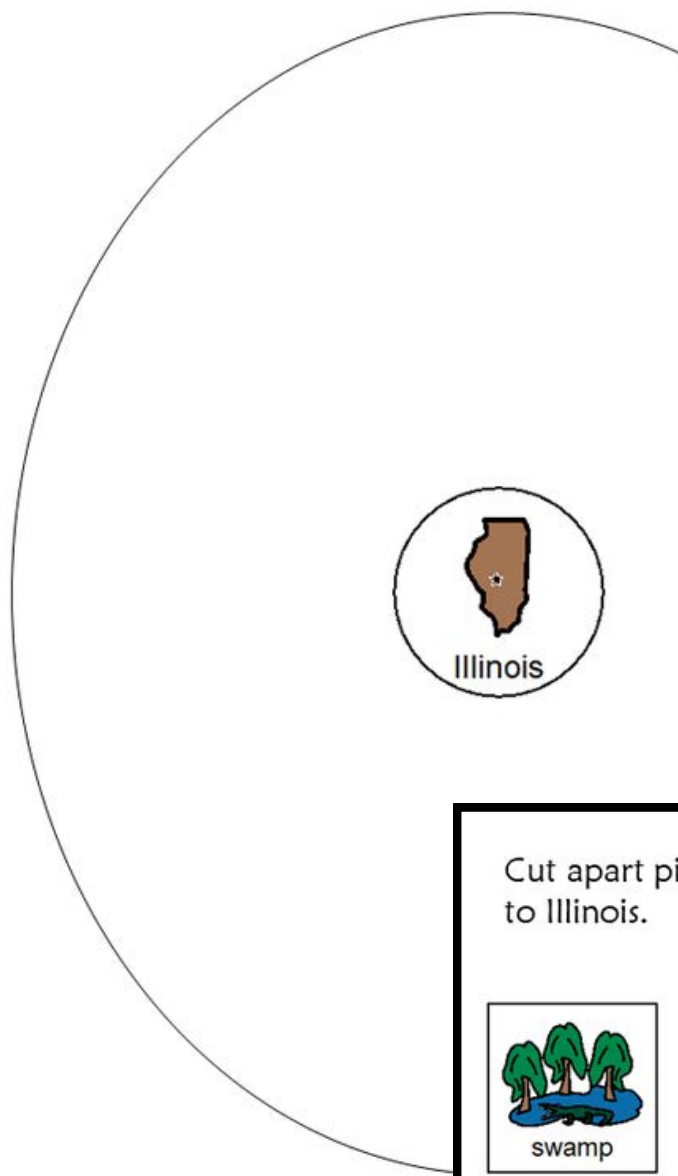


One of the most famous landmarks in Chicago is the Willis (formerly Sears) Tower. Until 2020, it was the tallest building in the US. Now it is the third, and is 110 stories tall. The Willis Tower is 1450 feet tall (taller than the highest natural point in the state, Charles Mound.)

There are 2 books (one for each week) with simple text and engaging photos.

It comes in a PowerPoint version as well as an mp4 (movie) version.



















Errorless version

Cut apart pictures and place in circle map about Illinois.

 Springfield	 Prairie State	 Land of Lincoln	1818	 Chicago
 Great Chicago fire	 Willis Tower	 Chicago Bean	 rivers	 Corn Belt

Cut apart pictures and place in circle map **ONLY IF** they relate to Illinois.

 swamp	 Prairie State	 ocean	1818	 Chicago
 Great Chicago fire	 Willis Tower	 Chicago Bean	 rivers	 Corn Belt
 Springfield	 mountains	 Land of Lincoln	 citrus	 islands

Christa Joy, Sp  
The Picture Communication Symbols  
Worldwide. Used with permission

There is a circle map reviewing some main facts about Illinois.


Circle maps are a great way for students to see the concept at a glance. There are 2 versions:

- One is errorless
- One has wrong answers mixed in students will have to set aside



Color in the states using the key.

- Illinois red
- Wisconsin yellow
- Iowa blue
- Missouri green
- Kentucky pink
- Indiana gray



There are several maps to identify the state, surrounding states, and major cities.

Christa Joy, Special Needs  
The Picture Communication Symbols ©1981-2018  
Worldwide. Used with permission. Boardmaker

Label the cities in Illinois using the labels.



- Rockford
- Aurora
- Chicago
- Springfield
- Peoria
- Carbondale


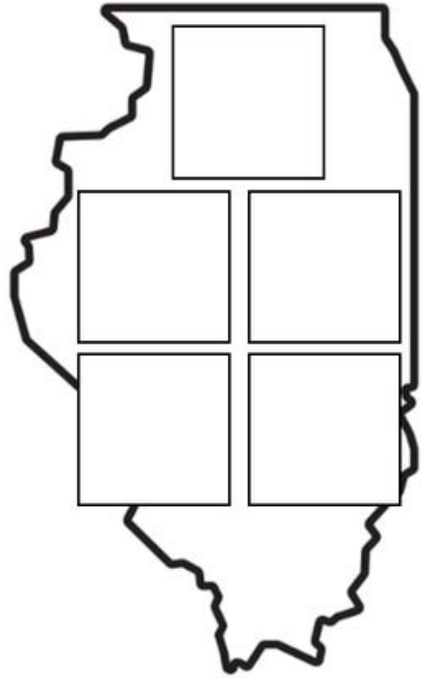
Differentiated versions are included.

differentiated

Christa Joy, Special Needs for Special Kids  
The Picture Communication Symbols ©1981-2018 by Tobii Dynavox. All Rights Reserved  
Worldwide. Used with permission. Boardmaker® is a trademark of Tobii Dynavox.



What is the weather like in Illinois?



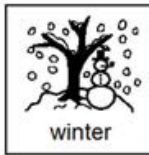
spring



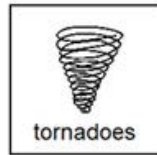
summer



fall



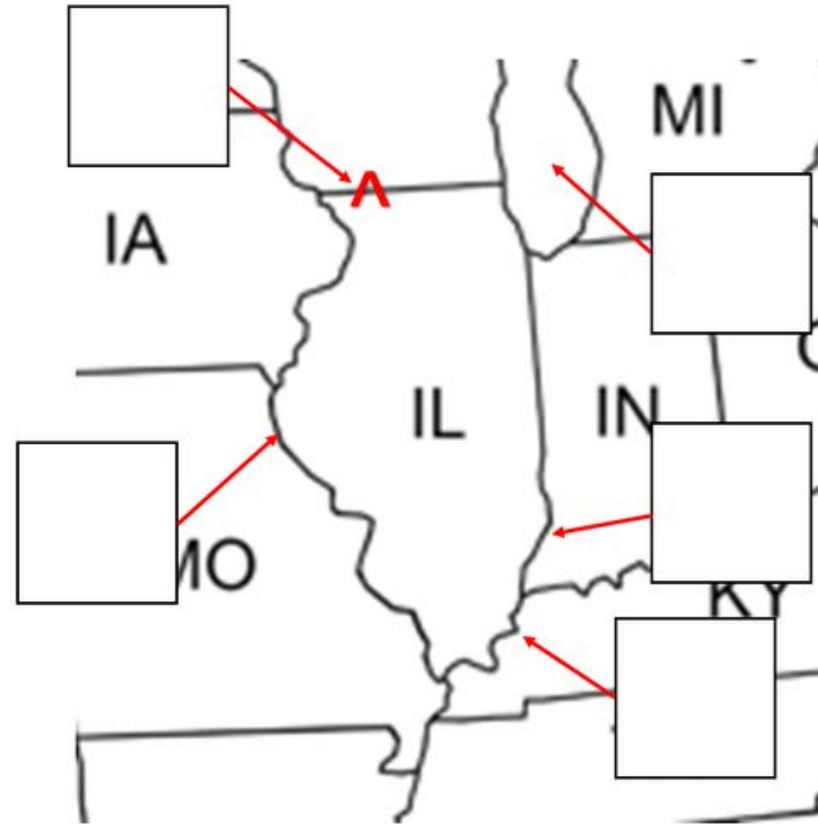
winter



tornadoes

Christa Joy, Special Needs for Special Kids  
The Picture Communication Symbols ©1981-2019 by Tobii Dynavox. All Rights Reserved. Worldwide. Used with permission. Boardmaker® is a trademark of Tobii Dynavox.


What is the geography of Illinois?



Mississippi river




Ohio river



Wabash river



Lake Michigan



Charles Mound

Christa Joy, Special Needs for Special Kids  
The Picture Communication Symbols ©1981-2019 by Tobii Dynavox. All Rights Reserved. Worldwide. Used with permission. Boardmaker® is a trademark of Tobii Dynavox.

Students will identify how the climate and geography change across the state.

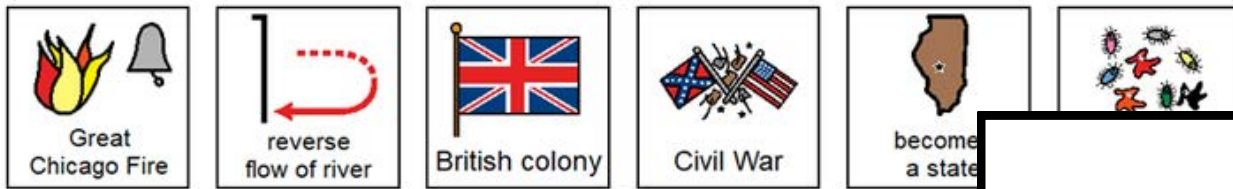


# Illinois History

1763      1818      1861      1865      1852-1854      1871      1892      1900

Timeline grid with empty boxes for student input:

--	--	--	--	--	--	--	--



Christa Joy, Special Needs for Special Kids  
The Picture Communication Symbols ©1981-2019 by Tobii Dynavox. All Rights Reserved. Worldwide. Used with permission. Boardmaker® is a trademark of Tobii Dynavox.

# Illinois History

1763      1818      1861      1865      1852-1854      1871      1892      1900

Timeline grid with color-coded boxes for student input:

--	--	--	--	--	--	--	--



Christa Joy, Special Needs for Special Kids  
The Picture Communication Symbols ©1981-2019 by Tobii Dynavox. All Rights Reserved. Worldwide. Used with permission. Boardmaker® is a trademark of Tobii Dynavox.

Students will complete a timeline of the main events that have happened in this state's history. There is a color-coded version included (shown here).








Illinois



Not Illinois



soybeans



corn



crab



nuts



fish



wheat



coconut



watermelon



pumpkin



cattle



business HQ



furniture



citrus



lobster



clams










metals

Students will sort resources that do and do not come out of this state. These are covered in the books. Suggestions for differentiation are included.



What would you see at each landmark in Illinois?









 Chicago	<input type="text"/>	 Science Museum	<input type="text"/>
 Adler Planetarium	<input type="text"/>	 Millenium Park	<input type="text"/>
 Shedd Aquarium	<input type="text"/>	 Springfield	<input type="text"/>
 Kaskaskia	<input type="text"/>	 Cahokia Park	<input type="text"/>

What is each person from Illinois famous for?









Abraham Lincoln	<input type="text"/>	Ulysses S. Grant	<input type="text"/>
Ronald Reagan	<input type="text"/>	Hilliary Clinton	<input type="text"/>
Michelle Obama	<input type="text"/>	Walt Disney	<input type="text"/>
Jackie Joyner-Kersey	<input type="text"/>	Robert Pershing Wadlow	<input type="text"/>

Students will complete 2 matching activities that look at landmarks and famous people.

Match the item to each landmark on the previous page.

 Chicago Bean	 Lincoln's home	 Willis Tower	 dragon
 submarine	 shark	 earth mounds	 telescope

Match what each person is famous for on the previous page.

 president	 president	 president	 first lady
 first lady	 cartoons	 tallest man	 track & field



# My trip

I traveled to Illinois, so I went to see .

went with me.



We also went to see .

I got a  to remember my trip.

Visiting Illinois made me feel .



 Chicago	 the Science Museum	 the Adler Planetarium	 Millennium Park	 Springfield
 parents	 grandparents	 best friend	 family	 class
 the Chicago Bean	 Lincoln's home	 Willis Tower	 Cahokia Park	 the dragon
 scrapbook	 photo	 postcard	 keychain	 poster
 patriotic	 proud	 great	 thankful	 happy

There is a writing prompt for students to write about taking a trip to see Illinois. This is an errorless activity.



## Who am I cards

- Give each student a set of Who am I cards
- Various options/ways to play, but the goal is to have students hold up the card you are talking about. Sometimes there can be more than one correct answer
- Things you can do:
  - Hold up a who am I card
  - Show a page from the book
  - Point to a symbol on the vocabulary board
  - Verbally describe something about Illinois.
- Tell a story as though you were visiting Illinois.
  - What do you see?
  - What is the weather like?
  - What plants or animals do you see?
  - Where do you live (city or country)?
  - What are you eating?
  - What sports teams are playing in your area?

Christa Joy,  
The Picture Communication Symbols  
Worldwide. Used with permission.



Springfield



Chicago



Chicago Bean



Millenium Park

## Group activity

There are large cards and directions for playing a "Who am I?" group activity.



## Bingo cards



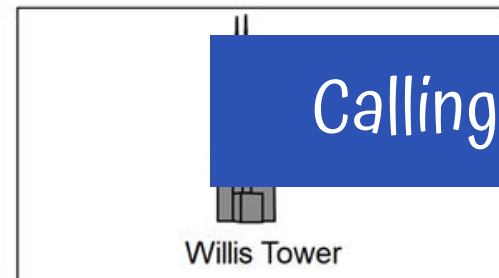


- Included are 10 Bingo cards in color and 10 Bingo cards in BW.
- Place the cards in page protectors or laminate for long term use.
- **Cut one board apart to use as calling cards.**
- This is a great way to practice the new vocabulary included in this unit.
- Cut apart a set of the vocabulary cards to use as the calling cards.
- Options:
  - Show students the picture for them to match
  - Read the definition and see if students can find the matching picture
  - Work as teams
  - Vary the "winning" patterns.
    - Cover all
    - Cover corners
    - Row across or down
    - Cover the edges
  - Vary the ways to mark the card
    - Place in page protector or laminate and use dry erase markers
    - Stickers
    - Post-it notes
    - Dot markers

## Illinois

 Illinois	 planetarium	 tornadoes	 Prairie State
 Deep Dish Pizza	 flag	 Willis Tower	 Corn Belt
 Dairy Queen	 pumpkin	 Springfield	 Chicago Bean
 cardinal	 Great Chicago Fire	 Chicago	 Lincoln's home

## Group activity

There are 10 color and 10 black and white Bingo cards included plus 10 different ways to use them and play Bingo. There are calling cards included. This is a great way to review vocabulary.

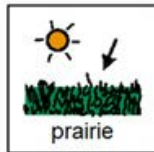

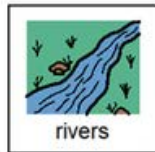


## Calling cards included




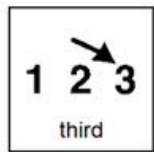
## Illinois (week 1)

1.  is the capital of Illinois.
2. Illinois is known as the  state.
3. In 1871, there was a terrible  that destroyed much of Chicago.
4.  form many of the borders of Illinois.
5. Illinois is part of the  belt.



## Illinois (week 2)

1. Chicago is the  largest state in the US.
2. The  is a famous sculpture in Millennium Park.
3. You can visit  home in Springfield.
4.  presidents were born in Illinois.
5. You can see a 35 foot metal  in Kaskaskia.



Close worksheets are a great informal assessment. This unit has one for each week. Suggestions for differentiation are included.

Answer key included.



1. What is the capital of Illinois?



Chicago



Springfield



Washington, D.C.

2. What is the nickname for Illinois?



River State




Corn State




Prairie State

3. Illinois is part of the nations \_\_\_\_\_ belt.



corn



tornado



watermelon


4. Why did engineers reverse the flow of the Chicago River?



stop fire




cholera




drought

5. Most of the country's \_\_\_\_\_ products come out of Illinois.



cotton



peanut




pumpkin

Christa Joy, Special Needs for Special Kids  
The Picture Communication Symbols ©1981-2019 by Tobii Dynavox  
Worldwide. Used with permission. Boardmaker® is a trademark

Print onto cardstock or mount on index cards. Cut pictures apart and show student answer choices for each question.

Q 5



cotton



peanut



pumpkin

Q 6



wheat



pumpkin



metals



cars

1. What is the capital of Illinois?

- A. Chicago
- B. Springfield
- C. Washington, DC

2. What is the nickname for Illinois?

- A. River State
- B. Corn State
- C. Prairie State

3. Illinois is part of the nations \_\_\_\_\_ belt.

- A. Corn
- B. Tornado
- C. Watermelon

4. Why did engineers reverse the flow of the Chicago River?

- A. Stop fire
- B. Cholera
- C. Drought

5. Most of the country's \_\_\_\_\_ products come out of Illinois.

- 5. Peanut
- 6. Pumpkin

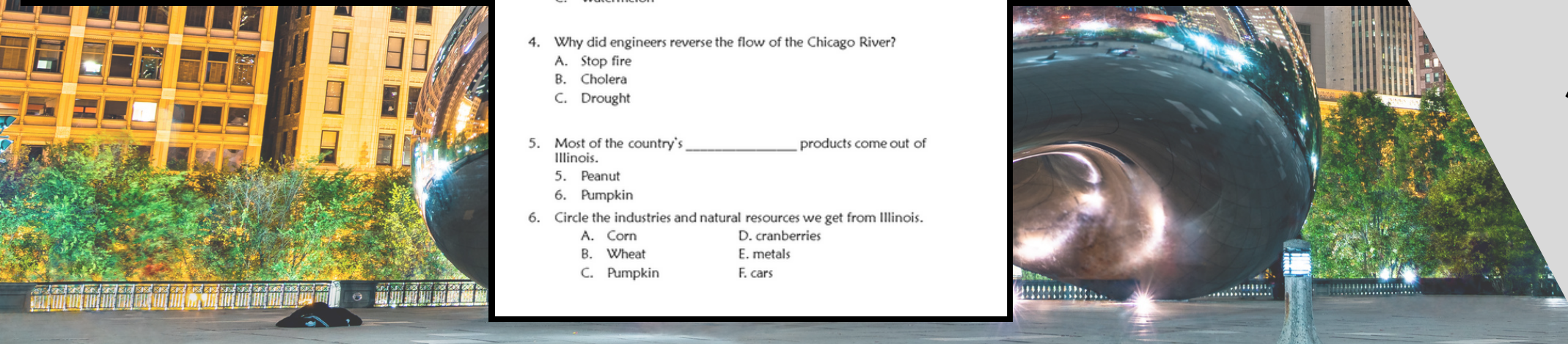
6. Circle the industries and natural resources we get from Illinois.

- A. Corn
- B. Wheat
- C. Pumpkin
- D. cranberries
- E. metals
- F. cars

FINALLY the assessment!! There are 3 versions.

- 10 questions with 3 picture choices for each question
- cut out the answer choices and glue them on index cards
- traditional multiple choice

Answer key included.





# Ingredient Labels




pizza crust



spaghetti sauce



shredded cheese



pepperoni



olive oil



parmesan cheese

ChristaJoy, Special Needs for Special Kids  
The Picture Communication Symbols ©1981-2018 by Tobii Dynavox. All Rights Reserved  
Worldwide. Used with permission. Boardmaker® is a trademark of Tobii Dynavox

# Group activity

## Recipe



oven

1. Preheat oven to 350

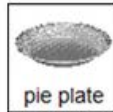


pie plate

2. Grease pie plate with olive oil

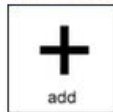


olive oil



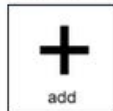
pie plate

3. Stretch and put the pizza dough in the pie plate



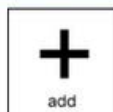
add

4. Add cheese




add

5. Add pepperoni



add

6. Add sauce




add

7. Add Parmesan



bake

8. Bake for 25-30 minutes



ChristaJoy, Special Needs for Special Kids  
The Picture Communication Symbols ©1981-2018 by Tobii Dynavox. All Rights Reserved  
Worldwide. Used with permission. Boardmaker® is a trademark of Tobii Dynavox

Included is a simple picture recipe for Deep Dish Pizza. This will wrap up this 2 week unit.





# Illinois




Week 1

By Chris

*This unit also includes digital versions of the activities.*

*Students can watch a movie book version of the book rather than printing it out.*





Great for review

6. Circle the industries and natural resources we get from Illinois.



7. Circle the landmarks you might see when you visit Illinois.




8. Which president was born and lived in Illinois?




9. The largest \_\_\_\_\_ in the world is found in the Chicago Museum of Science and Industry.



10. True or False. The shortest man in history was born in Illinois.







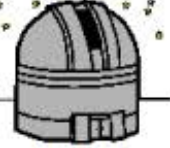











Circle the correct answer.





Each activity is set up so students can click and drag answers. No typing is required.



Perfect for every learning level


 Chicago		 Science Museum	
 Adler Planetarium		 Millenium Park	
 Shedd Aquarium		 Springfield	
 Kaskaskia		 Cahokia Park	

What would you see at each of these landmarks in Illinois?

 Chicago Bean	 Lincoln's home	 Willis Tower
 dragon	 submarine	
 earth mounds	 telescope	

The second set of slides uses color for differentiation and extra support for students who may need it. Mix and match slides from both sets to make the perfect set for each student.



A nighttime photograph of the Chicago skyline. In the foreground, the Cloud Gate sculpture (The Bean) is illuminated, reflecting the city lights. The background features several skyscrapers, including the Willis Tower, with their windows glowing. The scene is set against a dark sky.

**This resource comes in a zipped folder. You will need to unzip the folder to access all the contents which include:**

- **10 days of lesson plans**
- **Illinois activities in color**
- **Illinois activities in black and white**
- **Voice-recorded PowerPoint show**
- **Illinois books (PowerPoints) to use with activities**
- **Links and directions to digital activities**





**Starting in August 2023, I am starting on a project to create a 2-week unit for each state.**

**I am doing these in order of popularity.**

**If you would like me to do a unit on your state, send me an email at [specialneedsforspecialkids@gmail.com](mailto:specialneedsforspecialkids@gmail.com). I will add it to the list.**

**I do plan to complete all the states at a rate of 1 per week.**