

Coyote

LOST AND FOUND

29 activities

**chapter
questions**



Special Needs for Special Kids





These novel units are something I created and started using in my classroom. I had students with significant challenges and most were **non-readers**. They were the best thing I ever did, and my students LOVED them.

Table of Contents

Worksheet pages	Activity	Chapter
5	Suggestions for use	
6	Story board	
7	Title and author	
8-9	Ways to remember someone who is gone	1-2
10-11	Nicknames	3
12-13	Things that are an accident	4
14-15	Possible or impossible	5
16	Color in the states Coyote plans to visit	6
17	What is a quest?	6
18-20	Phone etiquette	7
21-22	What would you pack?	8
23-24	Rodeo's 3 questions	9
25	Feeling disappointed	10
26-28	Ways to travel	11
29-31	Ways to cheer someone up	12
32-34	What does jealousy look like	13-14
35-36	Not Fair Writing Prompt	15
37-38	Good news or Bad news	16
39-40	Right or Wrong	17
41-42	Good or bad choices when angry	18
43-44	My Best Friend	19

Table of Contents

Worksheet pages	Activity	Chapter
45	Apologizing with actions	
46	What is a coincidence?	
47-49	Having patience	
50-52	Things about poems	
53-55	A strong love	
56-57	My Special Place	
58-60	Things that make people laugh	
61-62	I am thankful for	
63-64	Saying goodbye	
65	Awesome	
66-68	Additional novel units	
69-70	Terms of Use	

This novel unit has **29 different activities**. These activities are NOT comprehension-based. So, even if your students do not pay attention, they can still complete the activity.

My special place

The is a special place I can go.

I go there when I feel .

It gives me time to .

While I am there, sometime, I decide to .

Having a special place is a thing.

 park	 pond	 creek	 woods	 playground	 zoo
 sad	 worried	 confused	 happy	 angry	
 think	 rest	 relax	 dream	 read	 write
 sing	 dance	 take a nap	 draw	 write	 meditate
 good	 great	 wonderful	 important	 beautiful	

For example, Rodeo is trying to find the special place her mother would want her ashes scattered.

In this writing prompt, students will share their special place. It is an errorless activity.

Suggestions for Use

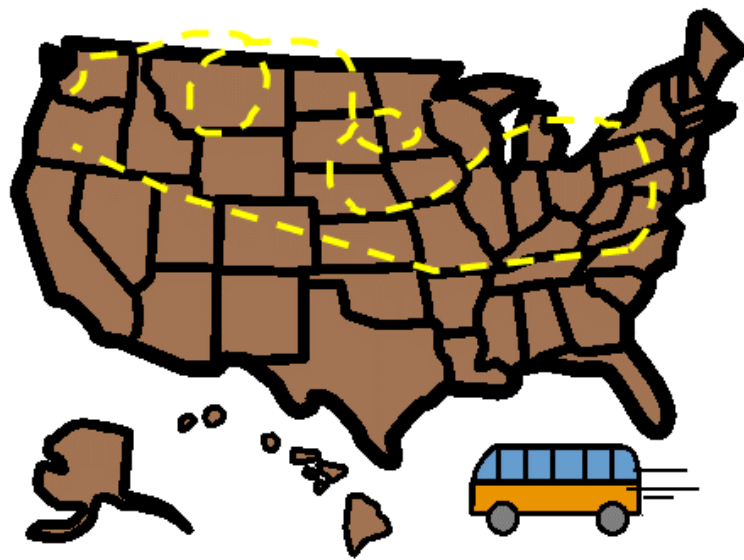
- I made this unit to go along with the book, *Coyote Lost and Found* by Dan Gemeinhart.
- The thought is that you would be reading it aloud to your class at a rate of about 1-2 chapter per day.
- Be sure to give each student their own copy of the story board (pg. 6) to use while reading and discussing the story.
- Benefits of reading out loud, even to classes made up of severely affected students:
 - Teaches students to sit quietly even when there isn't something for them to do. This is such an important life skill. We all have to spend time sitting and listening to someone we are not that interested in at some point.
 - Parents will LOVE you. Not only will they be excited their child is being exposed to age appropriate material, but you are teaching them how to sit quietly, which will hopefully transfer to home as well.
 - Even with your lowest level learners, you will have 1 or 2 that will truly enjoy the story.
- It can be a calming experience to sit and listen to the teacher read in a methodical way. For students who need more structure, place the number of post-it notes in front of him/her that corresponds to the number of pages you intend to read. Remove a post-it as you finish each page. The visual will help lessen their anxiety.
- You will find activity for most chapters. You will still have plenty to choose from and find those that fit best with your students.
- Differentiation:
 - For any activity, you can quickly differentiate for your lower level learners by using a color coding technique.
 - If sorting, outline each sorting category a certain color and then outline the corresponding pictures the same color.
 - Becomes a matching task.
- There are comprehension questions to accompany this unit. There are 5 questions for every 1-2 chapters with 3 picture answer choices. You will find these (in color and BW) in a separate file.

Suggestions on how I found this activity worked best in my classroom are provided. I typically had 6-8 students with one adult assistant in the room with me.

Coyote Lost and Found


Novel Unit
for Special Education

By
Christa Joy
Special Needs for Special Kids



This entire novel unit comes in 2 separate files. One is completely in color and one is completely in black and white.

Story Board : to use while reading and for class discussions. Laminate and make 1 copy for each student.

 Coyote	 Rodeo	 Audrey	 Salvador	 Candace	 Wally
 Doreen	 Ivan	 Fig	 Yager	 box	 book
 lost	 quest	 bookstore	 sandwich	 Corona	 closed
 break in	 police	 hurt	 hospital	 apologize	 Attic
 poem	 pond	 laugh	 Blowout	 ashes	 awesome
 repeat that	 I like that	 I don't like that	 I don't know	 need a break	

This unit comes with a vocabulary board.

Vocabulary boards are great for ALL students to assist with participation and engagement in group discussions.



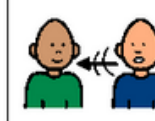







Tips on how to use in the unit!!

What are some things to remember when talking on the phone?


















Errorless version

Place the pictures in the circle map on previous page showing good ways to act while talking on the phone.

 say hello	 speak slowly	 speak clearly	 mouth close to phone	 tell the person your name
 tell the person why you are calling	 listen	 quiet in the room	 pay attention	 say goodbye

Place the pictures in the circle map on previous page **ONLY IF** they are good ways to act when talking on the phone.

 say hello	 yell	 speak clearly	 mouth close to phone	 tell the person your name
 tell the person why you are calling	 listen	 burp	 pay attention	 noisy
 get upset	 speak slowly	 quiet in the room	 watch TV	 say goodbye

There are circle maps in this unit.











Circle maps are a great way for students to see the big idea.

What does it mean to have patience?








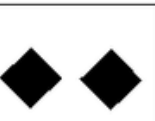


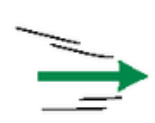






errorless

Place the following in the circle map on the previous page showing what patience looks like.

 think	 calm	 sit	 time	 wait
 slow and steady	 persistence	 predictable	 okay	 strong

Place the following in the circle map on the previous page **ONLY IF** you think they are things describe patience.

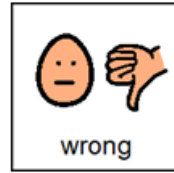

 think	 anxious	 frustrated	 time	 wait
 slow and steady	 persistence	 predictable	 okay	 strong
 hurry	 calm	 sit	 go fast	 make mistakes

Each circle map comes with 2 choices:













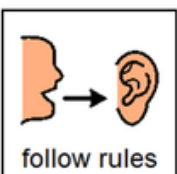

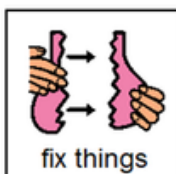

An errorless option with only correct answers

An option that has wrong answers mixed in students will need to set aside.

Coyote breaks into the thrift store. Sort the things on the next page into those you think are right and those that are wrong.









Sort the following pictures into the correct column on the previous page. If you are not sure, place it on the middle line.

 <p>stealing</p>	 <p>tell the truth</p>	 <p>help others</p>	 <p>bite others</p>
 <p>hit others</p>	 <p>cheer others</p>	 <p>fighting</p>	 <p>share</p>
 <p>pushing</p>	 <p>play together</p>	 <p>pay for things</p>	 <p>cheating</p>
 <p>follow rules</p>	 <p>lying</p>	 <p>fix things</p>	 <p>break things</p>

There are sorting activities.

Directions on how to add differentiation are included.

Sometimes words are not enough to say you are sorry, and we need to say it with actions. Look at each picture below and match the action that would mean "I'm sorry."

 knock down		 take	
 break something		 spill	
 tear		 toy left in rain	

There are matching activities. Directions on how to add differentiation are included.

 give	 dry it off	 fixed it
 build it back	 mend	 wipe up spill

I am thankful for...





I am thankful for days.

I am thankful for who plays with me.

I am thankful for my who is always there for me.

But, most of all, I am thankful for who loves me.

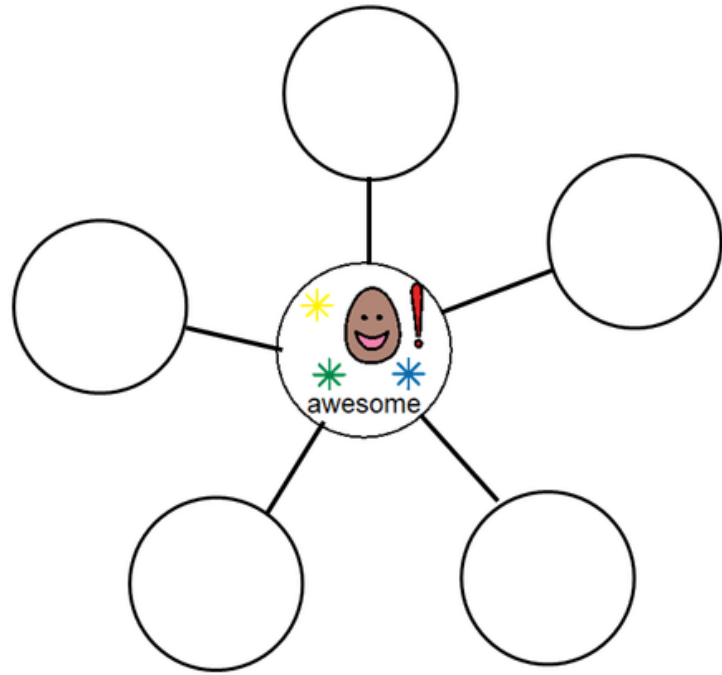
I am .



There are writing prompts.

Students can choose from the pictures (making this an errorless activity) or write in their own answers.

What are some other words for awesome?



CH 32

ChristaJoy, Special Needs for Special Kids
The Picture Communication Symbols ©1981-2018 by Tobii Dynavox. All Rights Reserved
Worldwide. Used with permission. Boardmaker® is a trademark of Tobii Dynavox.

Audrey gets the nickname ostrich. Sometimes people get nicknames based on how they act or look. See if you can match the nickname below to the person it most likely belongs to.

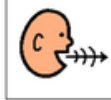
Beanpole



Nervous Nellie



Money bags



Einstein



Shorty



CH 6

Color in the states Coyote needs to visit using the key.

- Wyoming (WY) red
- Kansas (KS) yellow
- Missouri (MO) blue
- Indiana (IN) pink
- Pennsylvania (PA) orange
- Maine (ME) purple
- Maryland (MD) gray

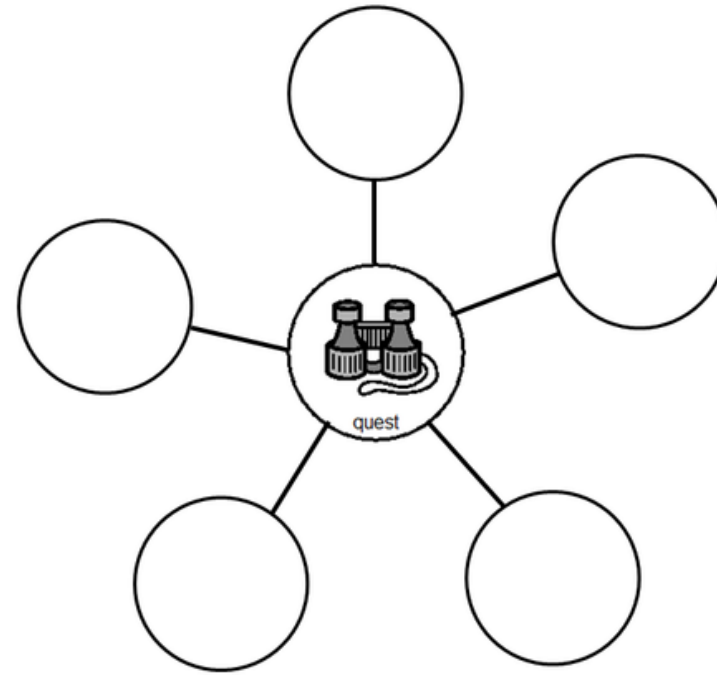


CH 6

ChristaJoy, Special Needs for Special Kids
The Picture Communication Symbols ©1981-2018 by Tobii Dynavox. All Rights Reserved
Worldwide. Used with permission. Boardmaker® is a trademark of Tobii Dynavox.

16

Rodeo sees their trip as a quest. What some words that describe a quest?



CH 6

ChristaJoy, Special Needs for Special Kids
The Picture Communication Symbols ©1981-2018 by Tobii Dynavox. All Rights Reserved
Worldwide. Used with permission. Boardmaker® is a trademark of Tobii Dynavox.

17

Because there are so many activities, you can choose the ones that fit your students the best.

1. Where would Coyote spend her mornings at school?



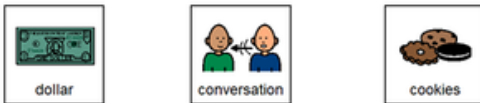
2. What did everyone think Audrey looked like?



3. What would Ms. Jordan bring Coyote and Audrey each morning?



4. What did the girls give Ms. Jordan in return?



5. What does Rodeo think it is time to do?



This unit does come with comprehension questions.

There are 5 questions for every chapter. Each question has 3 picture choices. They are in color and black and white.

Answer key included!!

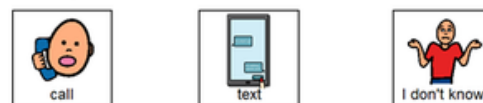
1. Who did Coyote want to talk to?




2. Who is Salvador?



3. Does Coyote call or text Salvador?



4. What does Coyote tell Salvador about the book?



5. Does Coyote think maybe she can find the lost book?

