

Special Ed



ALSO INCLUDES GOOGLE SLIDES

Special Needs for Special Kids



For students who:

- are emerging or non-readers
- take alternate assessments
- are in special education
- short-attention span
- lack pre-requisite skills
- benefit from the use of pictures for support
- middle/high school

Vermont for Special Education

By
Christa Joy
Special Needs for Special Kids



Table of Contents

Worksheet pages	Activity
4-5	Vocabulary board
6-11	Who am I cards
12-26	Bingo cards
27-30	Circle map
31-37	Id places on a map
38-40	Climate and geography maps
41-44	History Timeline
45-48	Natural resources sorting
59-54	Matching landmarks and people
55-57	Writing prompt
58-62	Close worksheets
63-73	Assessment
74-77	Apple Cider Doughnuts
78-79	Terms of use

Also included in this resource as separate files:

- Lesson plans
- Links and directions to digital activities
- PowerPoints (**these are the books in the lesson plan**)
- Voice recorded PowerPoint
- Activities in black and white

This unit contains 2 weeks of material in print and digital formats. I have included a detailed lesson plan to help you make the most of everything in this unit including how to add some group activities.

This unit comes in 2 separate files, one in color and one in black and white.

Day 6

Activity	Notes	Materials
Read or listen to the book: Vermont week 2 (10 minutes)	<ul style="list-style-type: none">• Since this is the first-time students are seeing the book, I focus a lot on the pictures<ul style="list-style-type: none">◦ Ask lots of questions about what they might think the pictures mean or may relate to• Make connections between book and vocabulary board (have students find relevant symbols on their boards to go with a concept or photo on page.)• Go through the book twice, once just looking at the photos and a second time reading the story	<ul style="list-style-type: none">• Book• Vocabulary board
Who am I activity (10 minutes)	<ul style="list-style-type: none">• <i>See directions on Day 3 or included with cards</i>	<ul style="list-style-type: none">• Who am I cards (2 sets)
Close worksheet review (5 minutes)	<ul style="list-style-type: none">• Review the close worksheet completed yesterday	<ul style="list-style-type: none">• Close worksheet completed yesterday
Natural resources sorting (10 minutes)	<ul style="list-style-type: none">• Do the sorting activity looking at things that are and are not resources that come from Vermont<ul style="list-style-type: none">◦ Students sort the resources into the correct column.◦ Add color-coding for those students who need more support.• Make connections to the book as necessary	<ul style="list-style-type: none">• Sorting activity• Scissors• Glue
Sharing (10 minutes)	<ul style="list-style-type: none">• Each student shares their finished activity with the group using the communication method of their choice	<ul style="list-style-type: none">• Completed activity• Communication devices

10 days

The lesson plans contain:

- Overall tips for teaching students with significant needs
- A quick look at what you will do each day
- Detailed instructions on how that day's lesson should run



Christa Joy, Special Needs for Special Kids
The Picture Communication Symbols ©1981–2018 by Tobii Dynavox. All Rights Reserved
Worldwide. Used with permission. Boardmaker® is a trademark of Tobii Dynavox

This unit comes with a vocabulary board.

Vocabulary boards are great for ALL students to assist with participation and engagement in group discussions.

Tips on how to use in the unit!!

(There are NO vocabulary cards in this unit.)

Vermont is the home of maple syrup. More syrup is produced here than any other state. Did you know it takes 40 gallons of sap from the Sugar Maple to make just one gallon of syrup?



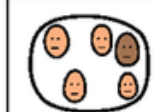








There are 2 books (one for each week) with simple text and engaging photos.

It comes in a PowerPoint version as well as an mp4 (movie) version.






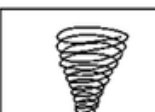



Errorless version

Cut apart pictures and place in circle map about Vermont.

 Montpelier	 Green Mountain State	1791	 not many people	 woods
 Ben & Jerry's	 cold	 Green Mountain Boys	 skiing	 syrup



Cut apart pictures and place in circle map **ONLY IF** they relate to Vermont.

 Montpelier	 Green Mountain State	1791	 skyscrapers	 woods
 billboards	 tornadoes	 Green Mountain Boys	 skiing	 syrup
 Ben & Jerry's	 cold	 oil	 not many people	 ocean

There is a circle map reviewing some main facts about Vermont.

Circle maps are a great way for students to see the concept at a glance. There are 2 versions:

- One is errorless
- One has wrong answers mixed in students will have to set aside

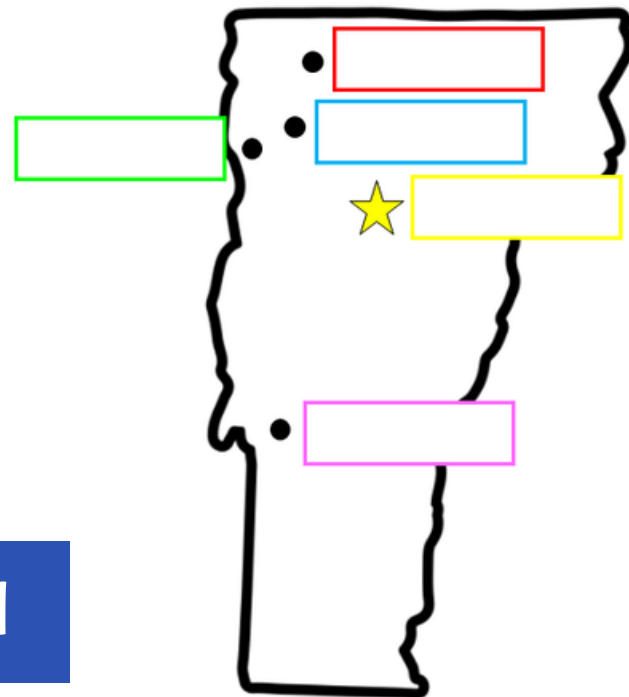
Color in the states using the key.



- Vermont red
- Massachusetts yellow
- New Hampshire blue
- New York orange
- Canada green

Christa Joy, Special Need
The Picture Communication Symbols ©1981-20
Worldwide. Used with permission. Boardma

Label the cities in Vermont using the labels.



- Rutland
- Montpelier
- Burlington
- Colchester
- Essex

Christa Joy, Special Needs for Special Kids
The Picture Communication Symbols ©1981-2018 by Tobii Dynavox. All Rights Reserved
Worldwide. Used with permission. Boardmaker® is a trademark of Tobii Dynavox

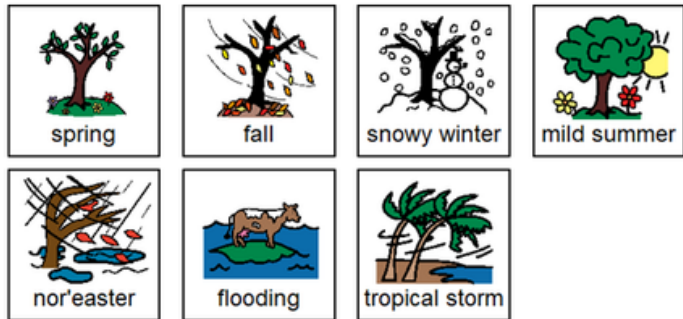
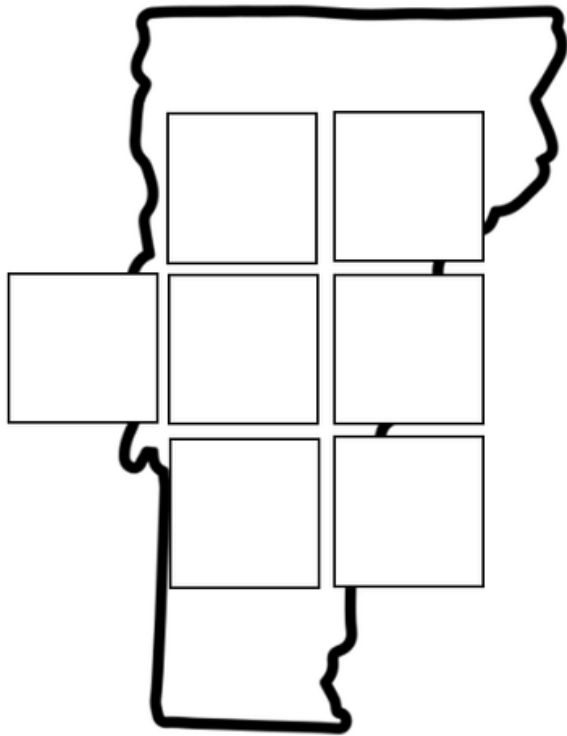


There are several maps to identify the state, surrounding states, and major cities.

Differentiated versions are included.

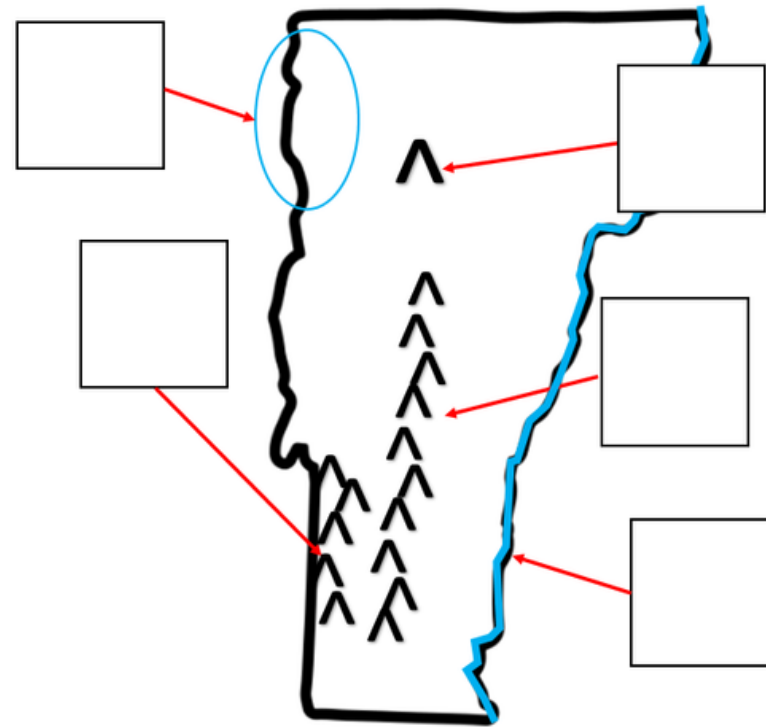
differentiated

What is the weather like in Vermont?



Christa Joy, Special Needs for Special Kids
The Picture Communication Symbols © 1981-2019 by Tobii Dynavox. All Rights Reserved Worldwide. Used with permission. Boardmaker® is a trademark of Tobii Dynavox

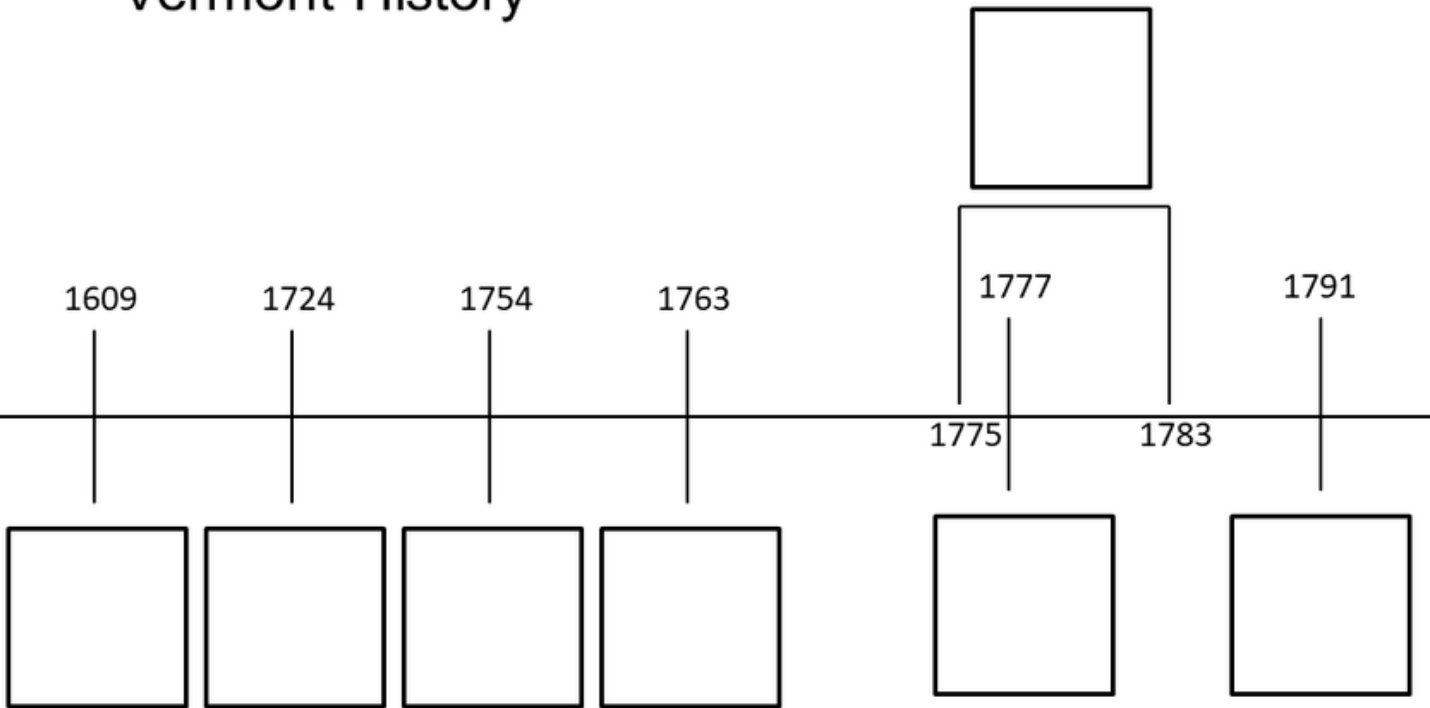
What is the geography of Vermont?



Christa Joy, Special Needs for Special Kids
The Picture Communication Symbols © 1981-2019 by Tobii Dynavox. All Rights Reserved Worldwide. Used with permission. Boardmaker® is a trademark of Tobii Dynavox

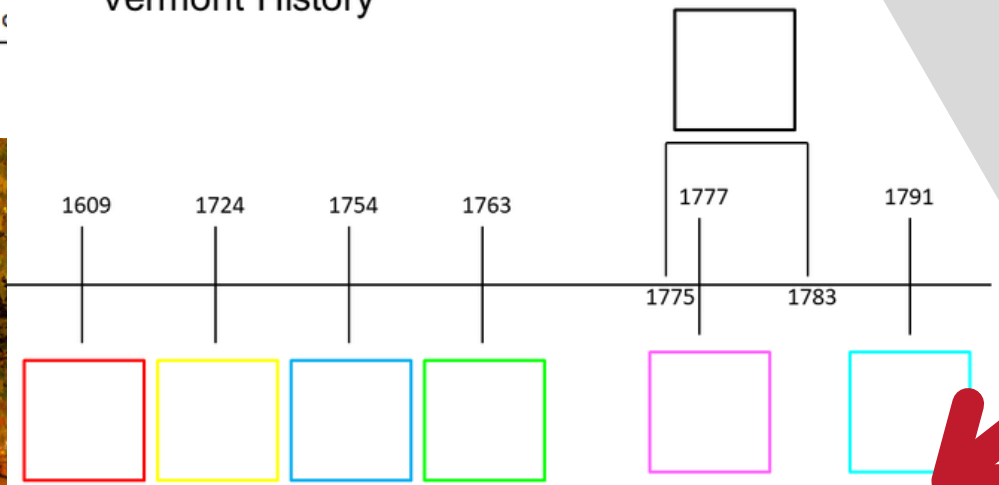
Students will identify how the climate and geography change across the state.

Vermont History



Christa Joy, Special Needs for Special Kids
The Picture Communication Symbols ©1981-2019 by Tobii Dynavox. All Rights Reserved Worldwide. Used with permission. Boardmaker® is a trademark of Tobii Dynavox


Vermont History



Christa Joy, Special Needs for Special Kids
The Picture Communication Symbols ©1981-2019 by Tobii Dynavox. All Rights Reserved Worldwide. Used with permission. Boardmaker® is a trademark of Tobii Dynavox



Students will complete a timeline of the main events that have happened in this state's history. There is a color-coded version included (shown here).





















Vermont











NOT Vermont

 syrup	 cola	 cars	 apples
 wool	 crab	 dairy	 citrus
 fish	 mining	 electronics	 banking
 lobster	 tourism	 oil	 cotton

Students will sort resources that do and do not come out of this state. These are covered in the books. Suggestions for differentiation are included.

What would you see at each landmark in Vermont?

 Mt. Mansfield	 Woodstock
 Lincoln Family Home	 Lincoln Family Home
 Ben & Jerry's Factory	 Ben & Jerry's Factory
 Quechee Gorge	 Lake Champlain









Match the item to each landmark on the previous page.

 tombstones	 goat farm	 Marsh-Billings Rockefeller Park	 railcar
 Killington Resort	 music festival	 Oggauquechee River	 tasting room

What is each person from Vermont famous for?

Chester Arthur	<input type="text"/>	Calvin Coolidge	<input type="text"/>
Ethan Allen	<input type="text"/>	Ben & Jerry	<input type="text"/>
George Dewey	<input type="text"/>	John Deere	<input type="text"/>
Joesph Smith	<input type="text"/>	Brigham Young	<input type="text"/>

Match what each person is famous for on the previous page.

 ice cream	 president	 president	 naval admiral
 led Green Mountain Boys	 steel plow	 religious leader	 wrote Book of Mormon

Students will complete 2 matching activities that look at landmarks and famous people.

My trip

I traveled to Vermont, so I went to see .

went with me.



We also went to see the .



I got a to remember my trip.

Visiting Vermont made me feel .

 Mt. Mansfield	 Ben & Jerry's Factory	 Woodstock	 Lake Champlain	 Quechee Gorge
 parents	 grandparents	 best friend	 family	 classroom
 Killington Resort	 Marsh-Billings Rockefeller Park	 Lincoln Family Home	 music festival	 tasting room
 scrapbook	 photo	 postcard	 keychain	 poster
 patriotic	 proud	 great	 thankful	 happy

There is a writing prompt for students to write about taking a trip to see Vermont. This is an errorless activity.

Who am I cards

- Give each student a set of Who am I cards
- Various options/ways to play, but the goal is to have students hold up the card you are talking about. Sometimes there can be more than one correct answer
- Things you can do:
 - Hold up a who am I card
 - Show a page from the book
 - Point to a symbol on the vocabulary board
 - Verbally describe something about Vermont.
- Tell a story as though you were visiting Vermont.
 - What do you see?
 - What is the weather like?
 - What plants or animals do you see?
 - Where do you live (city or country)?
 - What are you eating?

CP
The Picture Communication
Worldwide. Used with



Montpelier



Woodstock



Mount Mansfield



Green Mountains

Group activity

There are large cards and directions for playing a "Who am I?" group activity.

Bingo cards



- Included are 10 Bingo cards in color and 10 Bingo cards in BW.
- Place the cards in page protectors or laminate for long term use.
- **Cut one board apart to use as calling cards.**
- This is a great way to practice the new vocabulary included in this unit.
- Cut apart a set of the vocabulary cards to use as the calling cards.
- Options:
 - Show students the picture for them to match
 - Read the definition and see if students can find the matching picture
 - Work as teams
 - Vary the "winning" patterns.
 - Cover all
 - Cover corners
 - Row across or down
 - Cover the edges
 - Vary the ways to mark the card
 - Place in page protector or
 - Stickers
 - Post-it notes
 - Dot markers

Christa Joy, Special h
The Picture Communication Symbols ©1981
Worldwide. Used with permission. Board

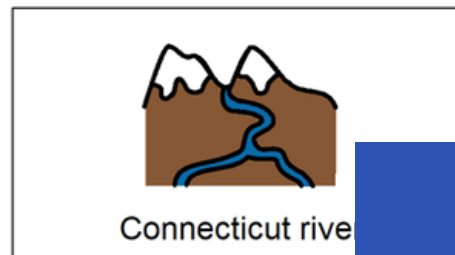
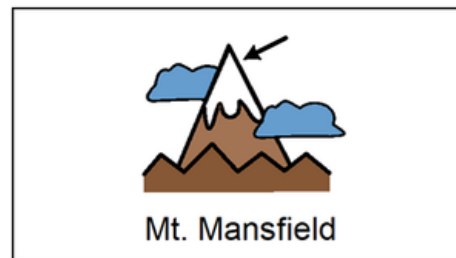
Christa Joy, Special Needs for Special Kids
The Picture Communication Symbols ©1981-2011 by Tobii Dynavox. All Rights Reserved
Worldwide. Used with permission. Boardmaker® is a trademark of Tobii Dynavox

Vermont

 Vermont	 Dairy farm	 Lake Champlain	 forests
 electronics	 Green Mountain Boys	 Connecticut River	 Woodstock
 Ben & Jerry's	 Quechee Gorge	 Montpelier	 skiing
			 Mt. Mansfield

Group activity

There are 10 color and 10 black and white Bingo cards included plus 10 different ways to use them and play Bingo. There are calling cards included. This is a great way to review vocabulary.



Calling cards included

Vermont (week 1)

1. Vermont is known as the state.

2. is the capital of Vermont.

3. Vermont is a mountainous state with a lot of .

4. forms the eastern border of Vermont.

5. Vermont is the country's biggest producer of .



Vermont (week 2)


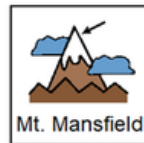
1. is where you will find Killington Resort.

2. Woodstock is a town made up of .

3. factory is where you can taste new ice cream.

4. Vermont has some of the people in the US.

5. presidents were born in Vermont.



Close worksheets are a great informal assessment. This unit has one for each week. Suggestions for differentiation are included.

Answer key included.

1. What is the capitol of Vermont?



2. What was Vermont the first to let women do?



3. Vermont is known as the _____ State.



4. What forms the eastern border of Vermont?




5. What type of farm is very common in Vermont?



Print onto cardstock or mount on index cards. Cut pictures apart and show student answer choices for each question.

Q 5



Q 6











FINALLY the assessment!! There are 3 versions.

- 10 questions with 3 picture choices for each question
- cut out the answer choices and glue them on index cards
- traditional multiple choice

Answer key included.

Ingredient Labels

 flour	 sugar	 baking powder
 salt	 egg	 milk
 oil	 syrup	

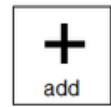
Group activity

Recipe



1. Mix in bowl 1:

 1 cup	 flour	<input type="checkbox"/>
 2 tablespoons	 sugar	<input type="checkbox"/>
 2 teaspoons	 baking powder	<input type="checkbox"/>
 1 teaspoon	 salt	<input type="checkbox"/>



2. Add the wet ingredients:

1	 egg	<input type="checkbox"/>
 1 cup	 milk	<input type="checkbox"/>
 2 tablespoons	 oil	<input type="checkbox"/>

Included is a simple picture recipe for pancakes that you can serve with syrup. This will wrap up this 2 week unit.





Vermont


This unit also includes digital versions of the activities.

Students can watch a movie book version of the book rather than printing it out.


Week 1

By Christa

Great for review

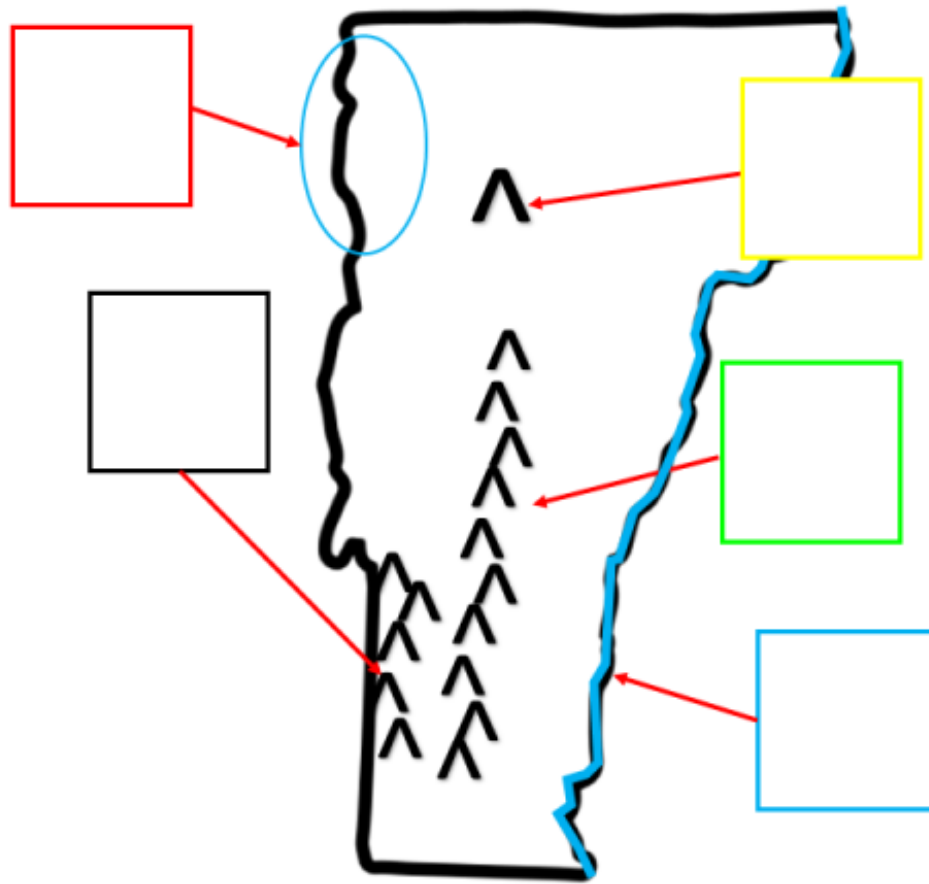


Place pictures in circle map about Vermont.




Each activity is set up so students can click and drag answers. No typing is required.

Perfect for every learning level



What is the geography like in different parts of Vermont?



The second set of slides uses color for differentiation and extra support for students who may need it. Mix and match slides from both sets to make the perfect set for each student.

This resource comes in a zipped folder. You will need to unzip the folder to access all the contents which include:

- **10 days of lesson plans**
- **Vermont activities in color**
- **Vermont activities in black and white**
- **Voice-recorded PowerPoint show**
- **Vermont books (PowerPoints) to use with activities**
- **Links and directions to digital activities**



Starting in August 2023, I am starting on a project to create a 2-week unit for each state.

I am doing these in order of popularity.

If you would like me to do a unit on your state, send me an email at specialneedsforspecialkids@gmail.com. I will add it to the list.

I do plan to complete all the states at a rate of 1 per week.