

TIGERS AT TWILIGHT

MAGIC TREE HOUSE #19



10 activities

15 questions



Special Needs for Special Kids




These novel units are something I created and started using in my classroom. I had students with significant challenges and most were **non-readers** (like my little guy). They were the best thing I ever did, and my students LOVED them.

Table of Contents

Worksheet pages	Activity	Chapter
4	Suggestions for use	
5	Story board	
6	Title and Author	
7	Find India on the map	1
8-9	Animals with and without tails	2
10-12	All about snakes	3
13-15	Animals in the jungle	4
16-17	Animals that you can and cannot ride	5
18-19	Animals with and without horns	6
20-22	Facts about tigers	7
23-25	What bravery looks like	8
26-27	Opposites	9
28-29	My trip in the Magic Tree House	10
30-32	Other novel units available	
33-34	Terms of use	

This novel unit has **10 different activities**. There is an activity for each chapter that is NOT comprehension based. So, even if your students do not pay attention, they can still complete the activity.

Jack and Annie ride on an elephant. What are some animals you think you could and could not ride?



Sort the following pictures into the correct column on the previous page. If you are not sure, place it on the middle line.

 <p>horse</p>	 <p>snake</p>	 <p>porcupine</p>	 <p>zebra</p>
 <p>raccoon</p>	 <p>shark</p>	 <p>donkey</p>	 <p>sea horse</p>
 <p>camel</p>	 <p>goldfish</p>	 <p>elephant</p>	 <p>monkey</p>
 <p>heron</p>	 <p>ostrich</p>	 <p>parrot</p>	 <p>cow</p>

For example, Jack and Annie ride elephants through the jungle. Here, students will sort animals you could and could not ride.

Suggestions for Use

- I made this unit to go along with the book, *Tigers at Twilight* that you would be reading it aloud to your class at a rate of about 1 chapter per day.
- Be sure to give each student their own copy of the story board (pg. 5) to use while reading and discussing the story.
- Benefits of reading out loud, even to classes made up of severely affected students:
 - Teaches students to sit quietly even when there isn't something for them to do. This is such an important life skill. We all have to spend time sitting and listening to someone we are not that interested in at some point.
 - Parents will LOVE you. Not only will they be excited their child is being exposed to age appropriate material, but you are teaching them how to sit quietly, which will hopefully transfer to home as well.
 - Even with your lowest level learners, you will have 1 or 2 that will truly enjoy the story.
 - It can be a calming experience to sit and listen to the teacher read in a methodical way.
- For students who need more structure, place the number of post-it notes in front of him/her that corresponds to the number of pages you intend to read. Remove a post-it as you finish each page. The visual will help lessen their anxiety.
- You will find 1 activity for each chapter. You will still have plenty to choose from and find those that fit best with your students.
- Differentiation:
 - For any activity, you can quickly differentiate for your lower level learners by using a color coding technique.
 - If sorting, outline each sorting category a certain color and then outline the corresponding pictures the same color.
 - Becomes a matching task.
- This unit includes 15 comprehension questions. There is a chart to show which chapter each question comes from. Each questions is a multiple-choice questions with three answer choices that uses pictures. (*This is a separate pdf.*)
- An answer key is included.


Suggestions on how I found this activity worked best in my classroom are provided. I typically had 6-8 students in grades K-5 with one adult assistant in the room with me.

Tigers at Twilight

Magic Tree House #19

for Special Education

By
Christa Joy
Special Needs for Special Kids



This entire novel unit comes in 2 separate files. One is completely in color and one is completely in black and white.

Story Board : to use while reading and for class discussions. Laminate and make 1 copy for each student.

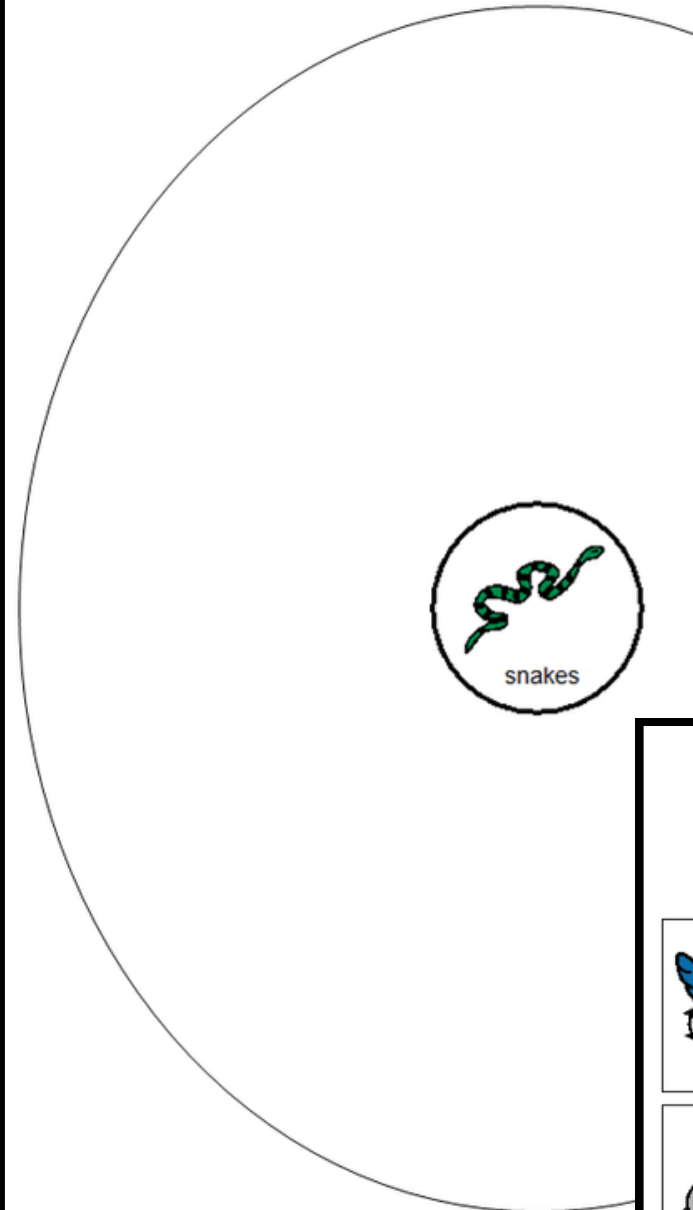


This unit comes with a vocabulary board.

Vocabulary boards are great for ALL students to assist with participation and engagement in group discussions.

Tips on how to use in the unit!!

What are some facts about snakes.




Place the pictures in the circle map on previous page showing facts about snakes.

Errorless version



Place the pictures in the circle map on previous page **only if** they are facts about snakes.













There is a circle map what has 2 options:

An errorless option with only correct answers







An option that has wrong answers mixed in students will need to set aside.


Match the opposites using pictures on the next page.

 hungry	<input type="text"/>	 loud	<input type="text"/>
 day	<input type="text"/>	 summer	<input type="text"/>
 sunny	<input type="text"/>	 alone	<input type="text"/>
 wet	<input type="text"/>	 sad	<input type="text"/>
 moving	<input type="text"/>	 scared	<input type="text"/>
















There are matching activities. You can quickly differentiate these activities with some color-coding.

Match to the opposite on the previous page.

 winter	 quiet	 night	 still	 happy
 full	 raining	 dry	 crowded	 brave



Sort the following animals into the correct column on the previous page. If you are not sure, place it on the middle line.

 deer	 gorilla	 buffalo	 horse	 mouse
 cricket	 moose	 dog	 rhinoceros	 cat
 caterpillar	 Bull	 snake	 pig	 goat

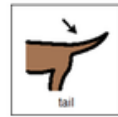
There are sorting activities. You can quickly differentiate these activities with some color-coding.

Color in India on the map.



ChristaJoy, Special Needs for Special Kids ThePictureCommunicationSymbols ©1981-2018 by Tobii Dynavox. All Rights Reserved Worldwide. Used with permission. Boardmaker® is a trademark of Tobii Dynavox

Sort animals that do and do not have tails.



 opossum	 jellyfish	 donkey	 monkey
 snail	 starfish	 raccoon	 horse
 the cow	 squirrel	 frog	 iguana
 spider	 heron	 hedgehog	 armadillo

There are lots of activities to choose from so you can pick the best ones for your students, or do them all!!

My trip in the magic treehouse

I looked in a book about and made a wish.

We landed in the middle of a .










I saw lots of out the window.

I could hear from the tree house.

When it was time to go back home, I felt .

CH 10

Christa Joy, Special Needs for Special Kids The Picture Communication Symbols ©1981-2019 by Tobii Dynavox. All Rights Reserved Worldwide. Used with permission. Boardmaker® is a trademark of Tobii Dynavox

 India	 tigers	 the jungle	 the rainforest	 monkeys
 jungle	 rainforest	 zoo	 field	 swamp
 trees	 monkeys	 birds	 storm clouds	 snakes
 lions	 tigers	 thunder	 monkeys	 parrots
 exhausted	 happy	 excited	 a little sad	 great

CH 10

Christa Joy, Special Needs for Special Kids The Picture Communication Symbols ©1981-2019 by Tobii Dynavox. All Rights Reserved Worldwide. Used with permission. Boardmaker® is a trademark of Tobii Dynavox

29

All of the Magic Tree House units end with a writing prompt. These are errorless activities. Students will write a story about their trip in the treehouse. Different pictures are used for each novel.

1. Who was waiting for Jack and Annie at the treehouse?



Morgan



mailman



Teddy

2. Where are Jack and Annie heading in the treehouse?



Canada



England



India

3. What was outside the window when the treehouse landed?



monkeys



penguins



camels

4. Where did Jack and Annie follow the monkeys in order to stay safe?



cave



river




up the trees

5. What did Jack and Annie see in the tree?



opossum




snake



eagle

6. There was a herd of what below the tree?



elephants



zebras



koalas


7. What did Jack and Annie ride through the jungle to get away from the tiger?



zebras



horse



elephant

8. What animal was hiding in the stream?



alligator



rhinoceros

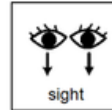


monster

9. Which of the 5 senses do rhinos have trouble with?



hearing



sight



taste


10. What was caught in a trap?



tiger



gorilla



snake

Finally, this unit does come with 15 comprehension questions.

There is a guide that references which chapter each question came from.

Answer key included!!