

Special Ed



ALSO INCLUDES GOOGLE SLIDES





## For students who:

- *are emerging or non-readers*
- *take alternate assessments*
- *are in special education*
- *short-attention span*
- *lack pre-requisite skills*
- *benefit from the use of pictures for support*
- *middle/high school*

# South Carolina for Special Education

By  
Christa Joy  
Special Needs for Special Kids



## Table of Contents

Worksheet pages	Activity
4-5	Vocabulary board
6-11	Who am I cards
12-26	Bingo cards
27-30	Circle map
31-37	Id places on a map
38-40	Climate and geography maps
41-44	History Timeline
45-48	Natural resources sorting
59-54	Matching landmarks and people
55-57	Writing prompt
58-62	Close worksheets
63-73	Assessment
74-76	Pecan Pie
77-78	Terms of use

Also included in this resource as separate files:

- Lesson plans
- Links and directions to digital activities
- PowerPoints **(these are the books in the lesson plan)**
- Voice recorded PowerPoint
- Activities in black and white

*This unit contains 2 weeks of material in print and digital formats. I have included a detailed lesson plan to help you make the most of everything in this unit including how to add some group activities.*

*This unit comes in 2 separate files, one in color and one in black and white.*



10 days

Day 7

Activity	Notes	Materials
Read or listen to the book: <b>South Carolina week 2</b> (10 minutes)	<ul style="list-style-type: none"><li>• Read through the story, asking lots of questions</li><li>• Continue to make connections between book and vocabulary board</li></ul>	<ul style="list-style-type: none"><li>• Book</li><li>• Vocabulary board</li></ul>
Bingo (15 minutes)	<ul style="list-style-type: none"><li>• See separate pdf for Bingo cards and directions</li><li>• For different ways to play Bingo and use the cards go here: <a href="https://specialneedsforspecialkids.org/2022/01/31/10-ways-to-play-bingo-in-your-special-education-classroom/">https://specialneedsforspecialkids.org/2022/01/31/10-ways-to-play-bingo-in-your-special-education-classroom/</a></li></ul>	<ul style="list-style-type: none"><li>• Bingo boards</li><li>• markers</li></ul>
Sorting activity review (5 minutes)	<ul style="list-style-type: none"><li>• Review the sorting activity completed yesterday</li></ul>	<ul style="list-style-type: none"><li>• Sorting activity completed yesterday</li></ul>
Matching activity (10 minutes)	<ul style="list-style-type: none"><li>• Complete both matching activities looking at what students would see at which landmark and what each person is famous for<ul style="list-style-type: none"><li>◦ Add color-coding for students who need more support</li></ul></li><li>• Make connections to the book as necessary</li></ul>	<ul style="list-style-type: none"><li>• Matching activities</li><li>• Scissors</li><li>• Glue</li></ul>
Sharing (10 minutes)	<ul style="list-style-type: none"><li>• Each student shares their finished activity with the group using the communication method of their choice</li></ul>	<ul style="list-style-type: none"><li>• Completed activity</li><li>• Communication devices</li></ul>

The lesson plans contain:

- Overall tips for teaching students with significant needs
- A quick look at what you will do each day
- Detailed instructions on how that day's lesson should run





This unit comes with a vocabulary board.

Vocabulary boards are great for ALL students to assist with participation and engagement in group discussions.

Tips on how to use in the unit!!

*(There are NO vocabulary cards in this unit.)*



South Carolina is one of the biggest producers of natural clay in the country. It is mined from deep under the ground.



There are 2 books (one for each week) with simple text and engaging photos.

It comes in a PowerPoint version as well as an mp4 (movie) version.



Cut apart pictures and place in circle map about South Carolina.



Cut apart pictures and place in circle map **ONLY IF** they relate to South Carolina.



There is a circle map reviewing some main facts about South Carolina.

Circle maps are a great way for students to see the concept at a glance. There are 2 versions:

- One is errorless
- One has wrong answers mixed in students will have to set aside



Color in the states using the key.

- South Carolina red
- North Carolina yellow
- Georgia green
- Atlantic Ocean blue

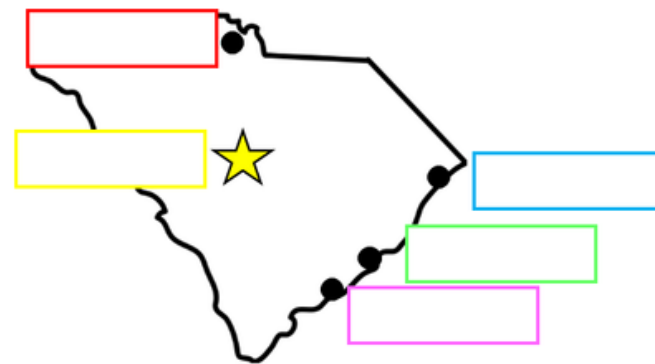


Christa Joy, Special Needs for  
The Picture Communication Symbols ©1981-2018 by  
Worldwide. Used with permission. Boardmaker®



There are several maps to identify the state, surrounding states, and major cities.

Label the cities in South Carolina using the labels.



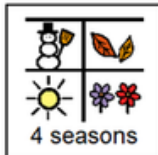

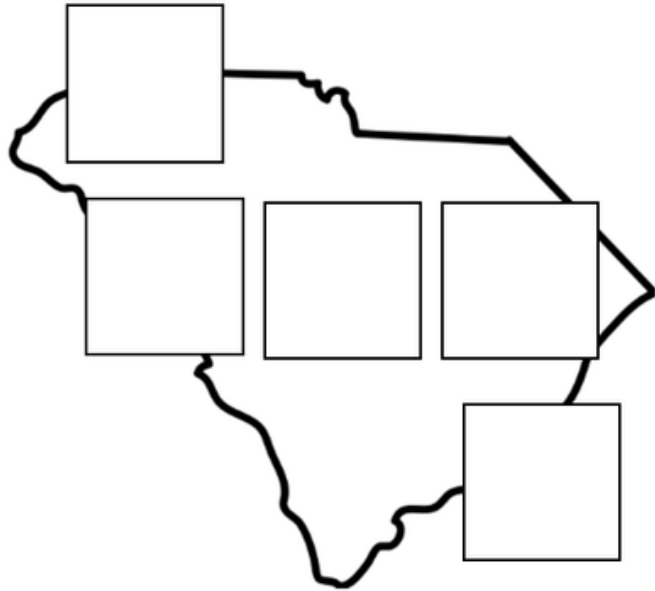
- Columbia
- Rock Hill
- Myrtle Beach
- Mount Pleasant
- Charleston

Differentiated versions are included.

**differentiated**

Christa Joy, Special Needs for Special Kids  
The Picture Communication Symbols ©1981-2018 by Tobii Dynavox. All Rights Reserved  
Worldwide. Used with permission. Boardmaker® is a trademark of Tobii Dynavox

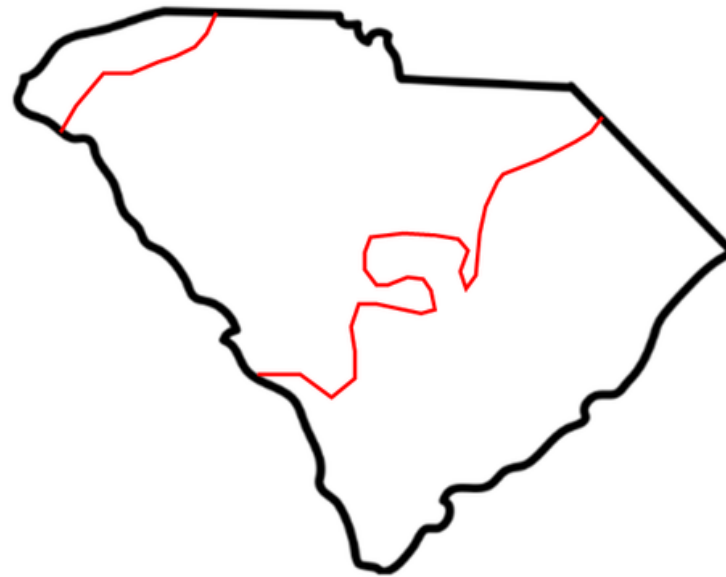
What is the weather like in South Carolina?



Christa Joy, Special Needs for Special Kids  
The Picture Communication Symbols ©1981-2019 by Tobii Dynavox. All Rights Reserved Worldwide. Used with permission. Boardmaker® is a trademark of Tobii Dynavox

What is the geography of South Carolina?

- Color in Blue Ridge Province yellow
- Color in the Piedmont Province green
- Color in the Atlantic Coastal Plain blue

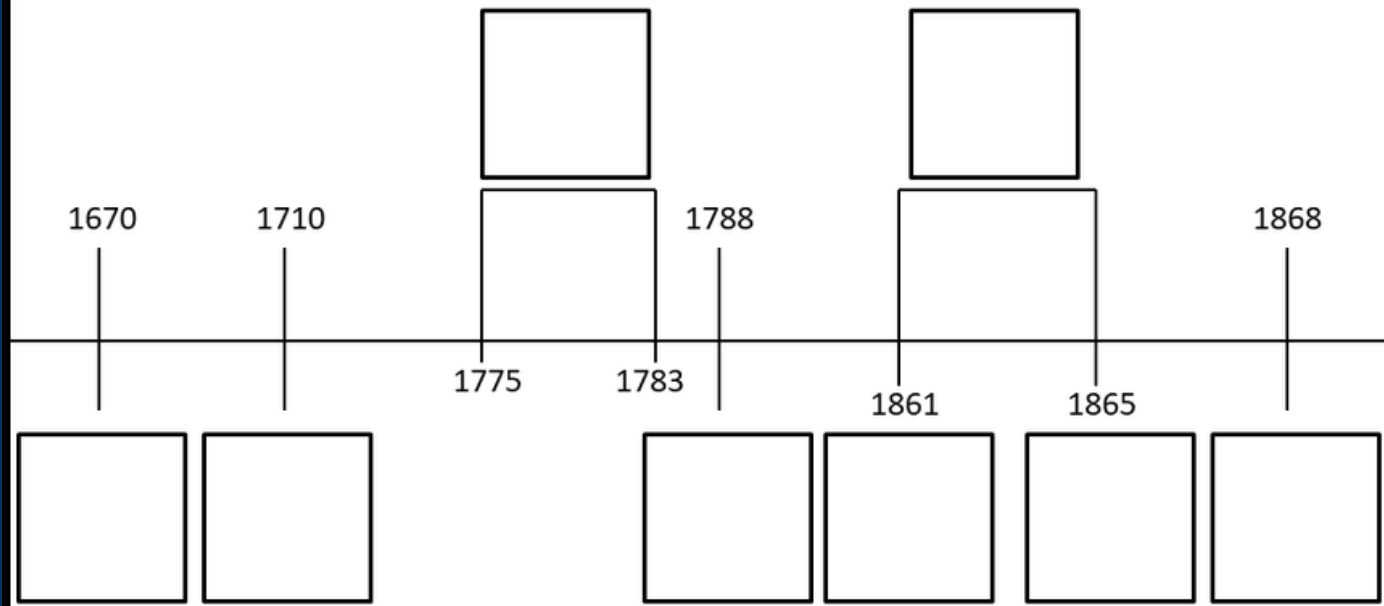


Christa Joy, Special Needs for Special Kids  
The Picture Communication Symbols ©1981-2019 by Tobii Dynavox. All Rights Reserved Worldwide. Used with permission. Boardmaker® is a trademark of Tobii Dynavox

Students will identify how the climate and geography change across the state.



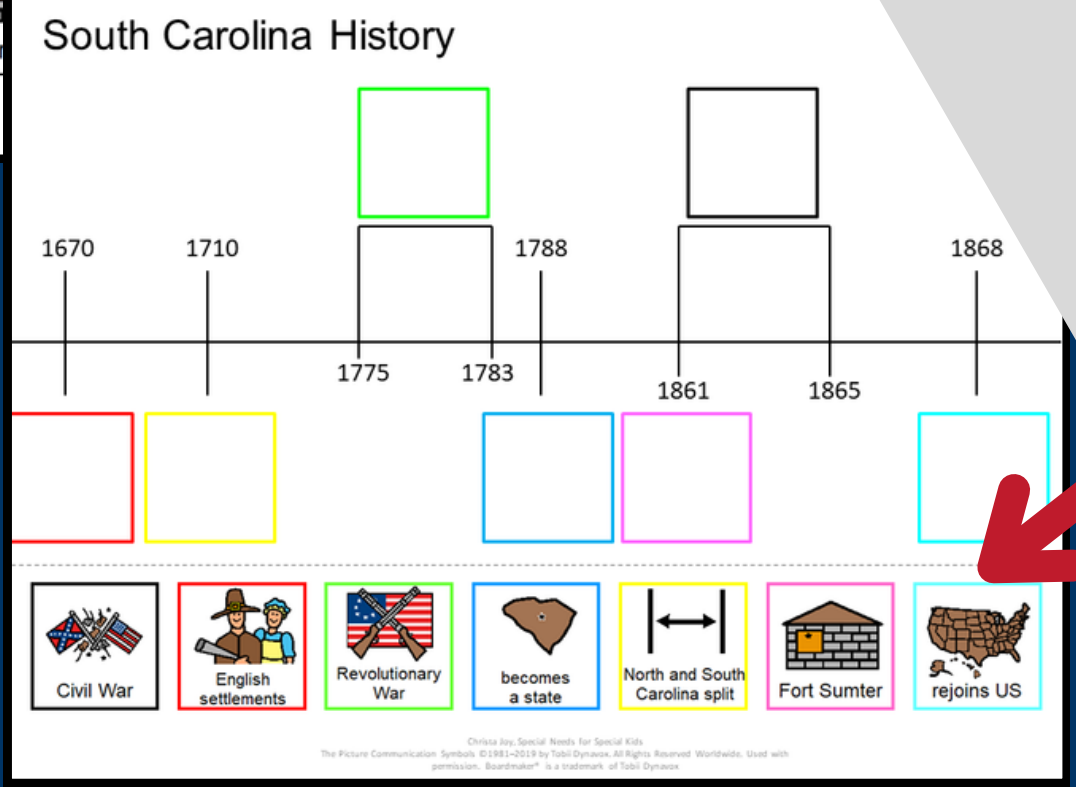
# South Carolina History



Christa Joy, Special Needs for Special Kids  
The Picture Communication Symbols ©1981-2019 by Tobii Dynavox. All Rights Reserved Worldwide. Used with permission. Boardmaker® is a trademark of Tobii Dynavox



Students will complete a timeline of the main events that have happened in this state's history. There is a color-coded version included (shown here).



Christa Joy, Special Needs for Special Kids  
The Picture Communication Symbols ©1981-2019 by Tobii Dynavox. All Rights Reserved Worldwide. Used with permission. Boardmaker® is a trademark of Tobii Dynavox



South Carolina



Not South Carolina



wood



pineapple



soybeans



coconut



sheep



clay



cattle



cars



tourism



bananas



oil



furniture



paper



corn



salt



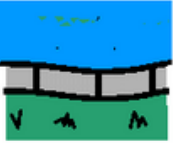







citrus

Students will sort resources that do and do not come out of this state. These are covered in the books. Suggestions for differentiation are included.



What would you see at each landmark in South Carolina?

 Fort Sumter	<input type="text"/>	 Charleston	<input type="text"/>
 The Battery	<input type="text"/>	 Patriots Point Naval Museum	<input type="text"/>
 Riverbanks Zoo	<input type="text"/>	 Table Rock Park	<input type="text"/>
 Myrtle Beach	<input type="text"/>	 Morgan Island	<input type="text"/>

Match the item to each landmark on the previous page.

 cannons	 monkeys	 Golf Course	 submarine
 flamingo	 hiking paths	 Civil War facts	 ghost tours

What is each person from South Carolina famous for?

Andrew Jackson	<input type="text"/>	James Brown	<input type="text"/>
Chubby Checker	<input type="text"/>	Joe Frazer	<input type="text"/>
Shoeless Joe Jackson	<input type="text"/>	Jesse Jackson	<input type="text"/>
Chris Rock	<input type="text"/>	Vanna White	<input type="text"/>

Match what each person is famous for on the previous page.

 singer	 singer	 comedian	 boxer
 baseball	 president	 game show host	 civil rights

Students will complete 2 matching activities that look at landmarks and famous people.

# My trip

I traveled to South Carolina, so I went to see .



went with me.



We also went to see the .


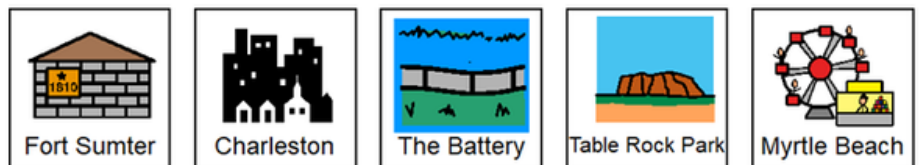


I got a

to remember my trip.

Visiting South Carolina made me feel .

Christa Joy, Special Needs for Special Kids The Picture Communication Symbols ©1981-2019 by Tobii Dynavox. All Rights Reserved Worldwide. Used with permission. Boardmaker® is a trademark of Tobii Dynavox



Christa Joy, Special Needs for Special Kids The Picture Communication Symbols ©1981-2019 by Tobii Dynavox. All Rights Reserved Worldwide. Used with permission. Boardmaker® is a trademark of Tobii Dynavox

There is a writing prompt for students to write about taking a trip to see South Carolina. This is an errorless activity.



## Who am I cards

- Give each student a set of Who am I cards
- Various options/ways to play, but the goal is to have students hold up the card you are talking about. Sometimes there can be more than one correct answer
- Things you can do:
  - Hold up a who am I card
  - Show a page from the book
  - Point to a symbol on the vocabulary board
  - Verbally describe something about South Carolina.
- Tell a story as though you were visiting South Carolina.
  - What do you see?
  - What is the weather like?
  - What plants or animals do you see?
  - Where do you live (city or country)?
  - What are you eating?


Christa Joy, Special  
The Picture Communication Symbols ©1981-2019 by Tobii Dynavox. All Rights Reserved  
Worldwide. Used with permission. Boardmaker® is a trademark of Tobii Dynavox



Columbia



Charleston



Myrtle Beach



Fort Sumter

Christa Joy, Special Needs for Special Kids  
The Picture Communication Symbols ©1981-2019 by Tobii Dynavox. All Rights Reserved  
Worldwide. Used with permission. Boardmaker® is a trademark of Tobii Dynavox

## Group activity


There are large cards and directions for playing a "Who am I?" group activity.

## Bingo cards



- Included are 10 Bingo cards in color and 10 Bingo cards in BW.
- Place the cards in page protectors or laminate for long term use.
- **Cut one board apart to use as calling cards.**
- This is a great way to practice the new vocabulary included in this unit.
- Cut apart a set of the vocabulary cards to use as the calling cards.
- Options:
  - Show students the picture for them to match
  - Read the definition and see if students can find the matching picture
  - Work as teams
  - Vary the "winning" patterns.
    - Cover all
    - Cover corners
    - Row across or down
    - Cover the edges
  - Vary the ways to mark the card
    - Place in page protector or laminate and use dry erase markers
    - Stickers
    - Post-it notes
    - Dot markers

## South Carolina

 South Carolina	 Ghost tours	 earthquakes	 sweet tea
 furniture	 flag	 Fort Sumter	 Blue Ridge
 Table Rock	 Myrtle Beach	 Columbia	 Charleston
 USS Yorktown	 forests	 golf	 Morgan Island

## Group activity

There are 10 color and 10 black and white Bingo cards included plus 10 different ways to use them and play Bingo. There are calling cards included. This is a great way to review vocabulary.



Morgan Island



Charleston



Columbia



Fort Sumter

Calling cards included



## South Carolina (week 1)

1.  is the capital of South Carolina.
2. South Carolina became a state in .
3. South Carolina is known as the  state.
4. The  started in South Carolina at Fort Sumter.
5.  is one of the biggest natural resources from South Carolina.

1788




Civil War



Palmetto



Columbia



forests

## South Carolina (week 2)

1. You can take a  while in Charleston.
2. Many people visit the 60 miles of coastline .
3. Myrtle Beach is the  capital of the world.
4.  was first brewed in South Carolina.
5. There are thousands of  living on Morgan Island.



golf



Myrtle Beach



sweet tea



monkeys



ghost tour

Close worksheets are a great informal assessment. This unit has one for each week. Suggestions for differentiation are included.

Answer key included.

1. What is the capital of South Carolina?




2. What is the nickname for South Carolina?



3. What war began in South Carolina?



4. More \_\_\_\_\_ occur in South Carolina than any other state in the county.



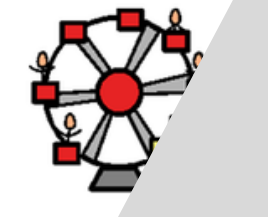
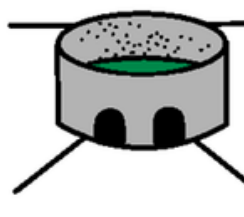
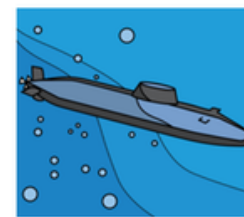
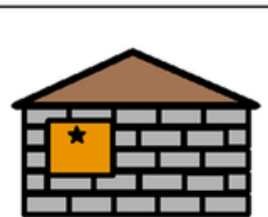
5. One of the main industries in South Carolina is making what?



Christa Joy, Special Needs for  
The Picture Communication Symbols ©1981-2019 by  
Worldwide. Used with permission. Boardmaker®

Print onto cardstock or mount on index cards. Cut pictures apart and show student answer choices for each question.

Q 7



1. What is the capital of South Carolina?

- A. Charleston
- B. Myrtle Beach
- C. Columbia

2. What is the nickname for South Carolina?

- A. Sweet Tea State
- B. Monkey State
- C. Palmetto State

3. What war began in South Carolina?

- A. Civil War
- B. Revolutionary War
- C. Space War

4. More \_\_\_\_\_ occur in South Carolina than any other state in the county.

- A. Tornadoes
- B. Earthquakes
- C. hurricanes

5. One of the main industries in South Carolina is making what?

- A. Computers
- B. Vaccines
- C. cars

6. Circle the industries and natural resources we get from South Carolina.

- A. Oil
- B. Wood
- C. Corn
- D. Soybeans
- E. Salt
- F. Clay





FINALLY the assessment!! There are 3 versions.

- 10 questions with 3 picture choices for each question
- cut out the answer choices and glue them on index cards
- traditional multiple choice

Answer key included.




# Ingredient Labels


 corn syrup (light or dark)	 eggs	 sugar
 butter	 vanilla	 salt
 pecans	 pie crust	

Christa Joy, Special Needs for Special Kids  
The Picture Communication Symbols ©1981-2022 by Tobii Dynavox. All Rights Reserved  
Worldwide. Used with permission. Boardmaker® is a trademark of Tobii Dynavox













# Group activity

## Assembly Directions




- 


1. Preheat oven to 350°F
- 

2. Mix together the following ingredients ( be sure to stir constantly when adding melted butter:

 1 cup	 corn syrup	<input type="checkbox"/>	 1/2 teaspoon	 salt	<input type="checkbox"/>
<b>3</b>	 eggs	<input type="checkbox"/>	 2 tablespoons	 melted butter	<input type="checkbox"/>
 1 cup	 sugar	<input type="checkbox"/>	 1 teaspoon	 vanilla	<input type="checkbox"/>
- 

3. Stir in copped pecans.

 1 1/2 cups	 pecans	<input type="checkbox"/>
--	--	--------------------------
- 

4. Pour into pie crust.
- 

5. Bake for 60-70 minutes. Cool for 2 hours.

Christa Joy, Special Needs for Special Kids  
The Picture Communication Symbols ©1981-2022 by Tobii Dynavox. All Rights Reserved  
Worldwide. Used with permission. Boardmaker® is a trademark of Tobii Dynavox

Included is a simple picture recipe for Pecan Pie. This will wrap up this 2 week unit.

# South Carolina



Week 1

By Christa Joy

*This unit also includes digital versions of the activities.*

*Students can watch a movie book version of the book rather than printing it out.*



Great for review



Fort Sumter



Charleston



The Battery



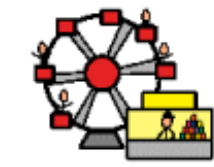
Patriots Point  
Naval Museum



Riverbanks Zoo



Table Rock Park



Myrtle Beach



Morgan Island

What would you see at each of these landmarks in South Carolina?



cannons



monkeys



Golf Course



submarine



flamingo



hikin



Civil War facts



ghost tours

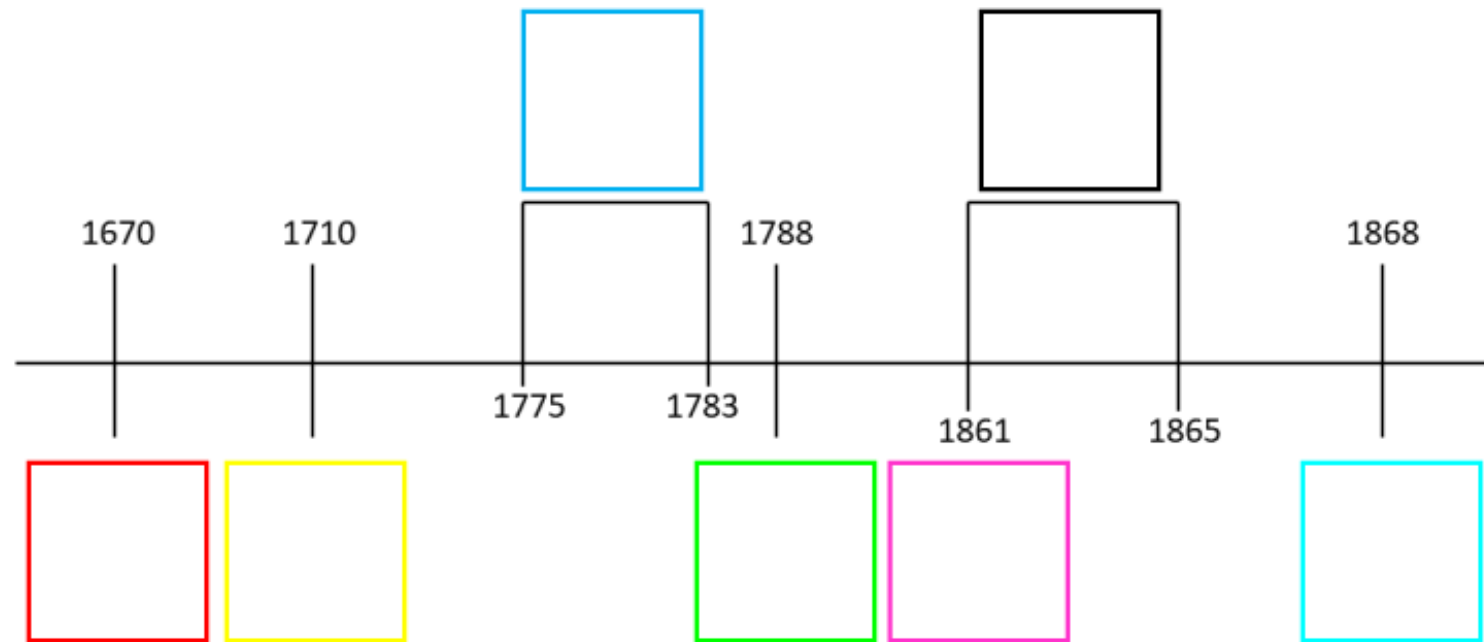
Christa Joy, Special Needs for Special Kids

The Picture Communication Symbols ©1981-2019 by Tobii Dynavox. All Rights Reserved  
Worldwide. Used with permission. Boardmaker® is a trademark of Tobii Dynavox

Each activity is set up so students can click and drag answers. No typing is required.

Perfect for every learning level

## South Carolina History



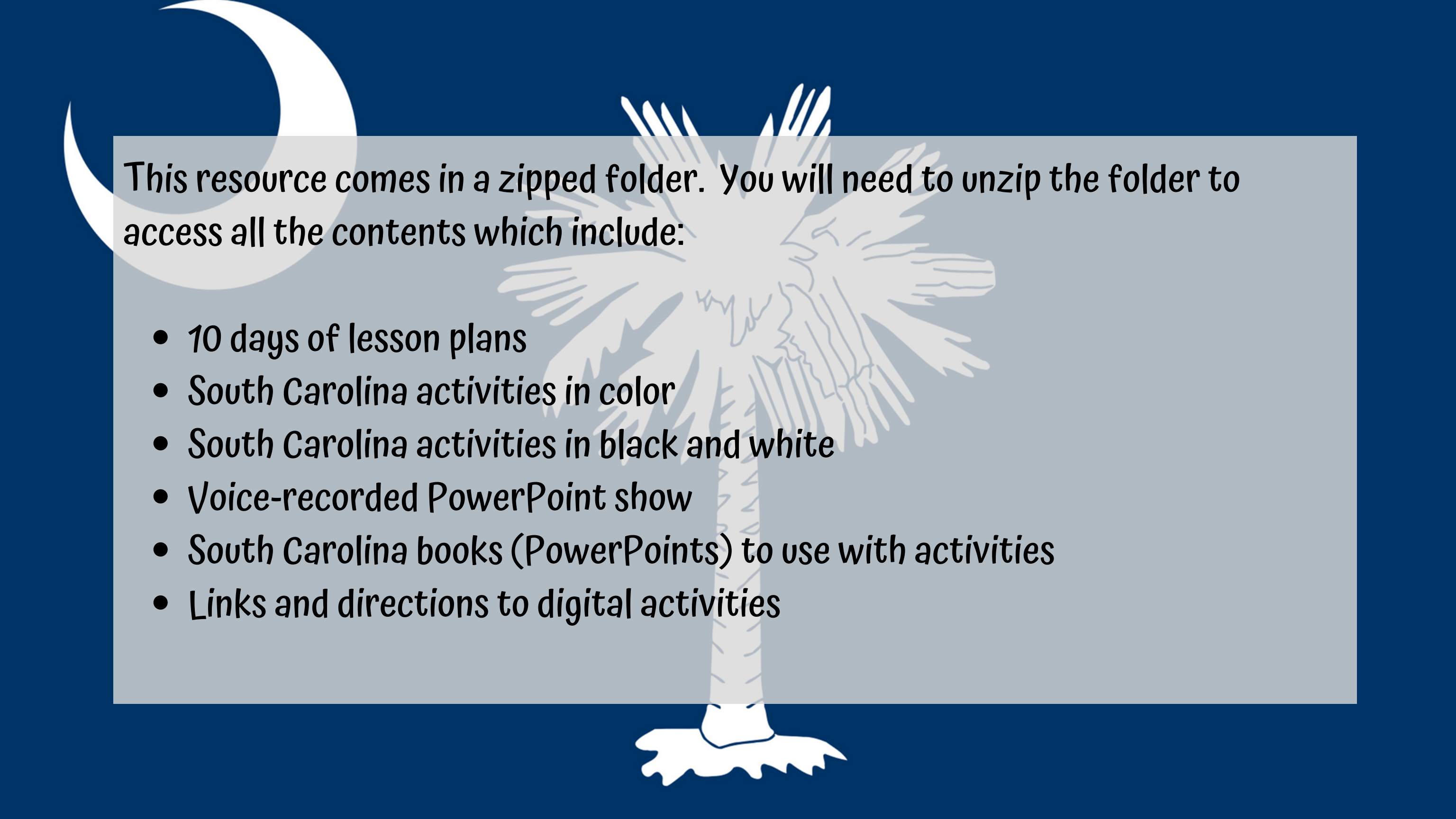
The second set of slides uses color for differentiation and extra support for students who may need it. Mix and match slides from both sets to make the perfect set for each student.



Christa Joy, Special Needs for Special Kids  
The Picture Communication Symbols ©1981-2019 by Tobii Dynavox. All Rights Reserved  
Worldwide. Used with permission. Boardmaker® is a trademark of Tobii Dynavox







*This resource comes in a zipped folder. You will need to unzip the folder to access all the contents which include:*

- *10 days of lesson plans*
- *South Carolina activities in color*
- *South Carolina activities in black and white*
- *Voice-recorded PowerPoint show*
- *South Carolina books (PowerPoints) to use with activities*
- *Links and directions to digital activities*



*Starting in August 2023, I am starting on a project to create a 2-week unit for each state.*

*I am doing these in order of popularity.*

*If you would like me to do a unit on your state, send me an email at [specialneedsforspecialkids@gmail.com](mailto:specialneedsforspecialkids@gmail.com). I will add it to the list.*

*I do plan to complete all the states at a rate of 1 per week.*