

Special Ed

Rhode Island



ALSO INCLUDES GOOGLE SLIDES

Special Needs for Special Kids



For students who:

- are emerging or non-readers
- take alternate assessments
- are in special education
- short-attention span
- lack pre-requisite skills
- benefit from the use of pictures for support
- middle/high school

Rhode Island for Special Education

By
Christa Joy
Special Needs for Special Kids



Table of Contents

Worksheet pages	Activity
4-5	Vocabulary board
6-10	Who am I cards
11-25	Bingo cards
26-29	Circle map
30-36	Id places on a map
37-39	Climate and geography maps
40-43	History Timeline
44-47	Natural resources sorting
48-53	Matching landmarks and people
54-56	Writing prompt
57-61	Close worksheets
62-72	Assessment
73-76	Chocolate Chip Cookies
77-78	Terms of use

Also included in this resource as separate files:

- Lesson plans
- Links and directions to digital activities
- PowerPoints (**these are the books in the lesson plan**)
- Voice recorded PowerPoint
- Activities in black and white

Christa Joy, Special Needs for Special Kids

The Picture Communication Symbols©1981–2018 by Tobii Dynavox. All Rights Reserved
Worldwide. Used with permission. Boardmaker® is a trademark of Tobii Dynavox

This unit contains 2 weeks of material in print and digital formats. I have included a detailed lesson plan to help you make the most of everything in this unit including how to add some group activities.

This unit comes in 2 separate files, one in color and one in black and white.

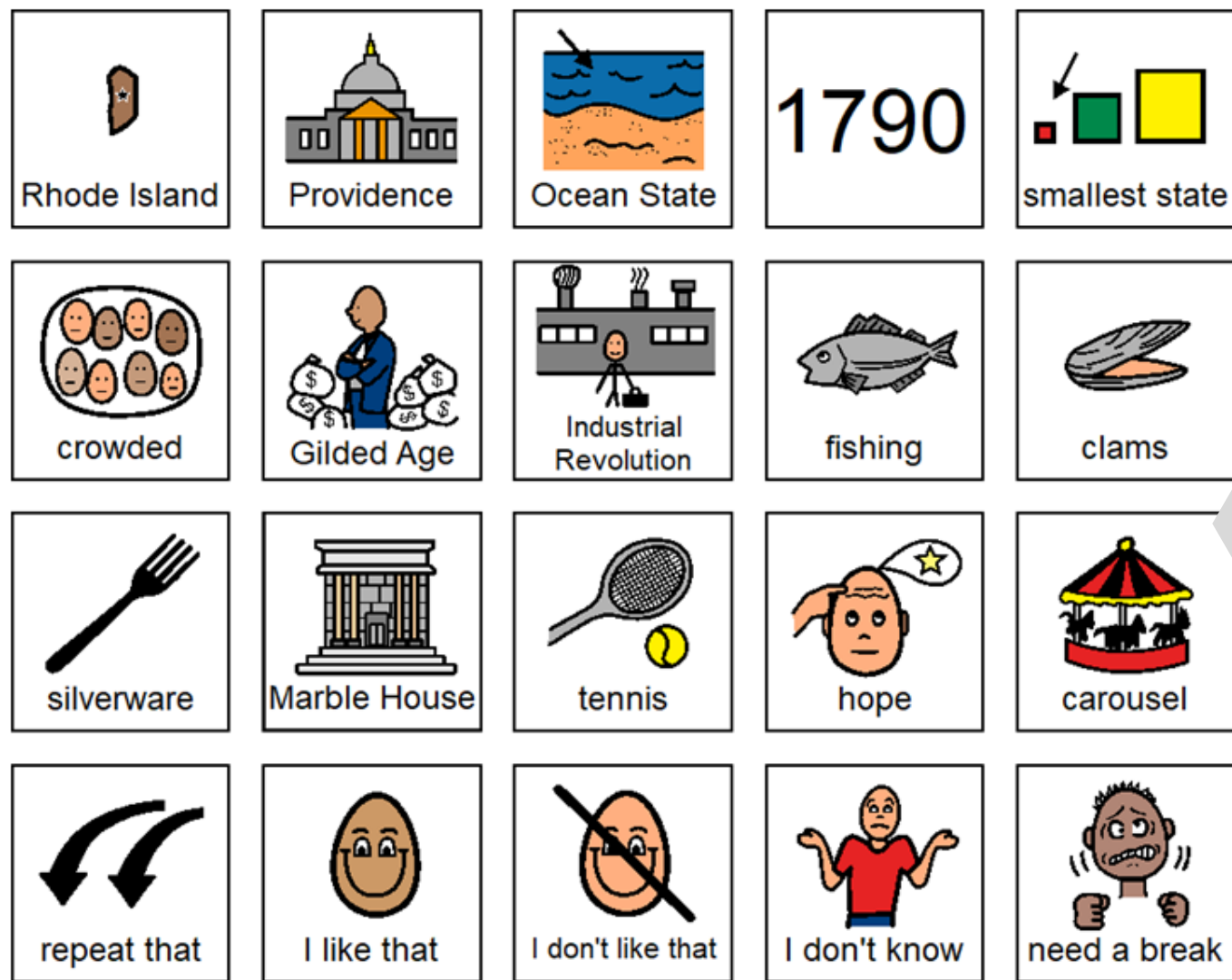
Day 9

Activity	Notes	Materials
Read or listen to the book: Rhode Island week 2 (10 minutes)	<ul style="list-style-type: none">• Read through the story, asking lots of questions• Continue to make connections between book and vocabulary board	<ul style="list-style-type: none">• Book• Vocabulary board
Bingo (15 minutes)	<ul style="list-style-type: none">• See separate pdf for Bingo cards and directions• For different ways to play Bingo and use the cards go here: https://specialneedsforspecialkids.org/2022/01/31/10-ways-to-play-bingo-in-your-special-education-classroom/	<ul style="list-style-type: none">• Bingo boards• markers
Writing Prompt activity review (5 minutes)	<ul style="list-style-type: none">• Review the writing prompt completed yesterday	<ul style="list-style-type: none">• Activity completed yesterday
Close worksheet (10 minutes)	<ul style="list-style-type: none">• Complete the second close worksheet on Rhode Island<ul style="list-style-type: none">○ Add color coding as needed○ Make connections to the book as necessary• NOTE: This is your first opportunity to assess students on a small part of the material and determine if any re-teaching will be needed prior to going on	<ul style="list-style-type: none">• worksheet• scissors• glue
Sharing (10 minutes)	<ul style="list-style-type: none">• Each student reads their finished activity to the group using the communication method of their choice	<ul style="list-style-type: none">• Completed activity• Communication devices

10 days

The lesson plans contain:

- Overall tips for teaching students with significant needs
- A quick look at what you will do each day
- Detailed instructions on how that day's lesson should run



This unit comes with a vocabulary board.

Vocabulary boards are great for ALL students to assist with participation and engagement in group discussions.

Tips on how to use in the unit!!

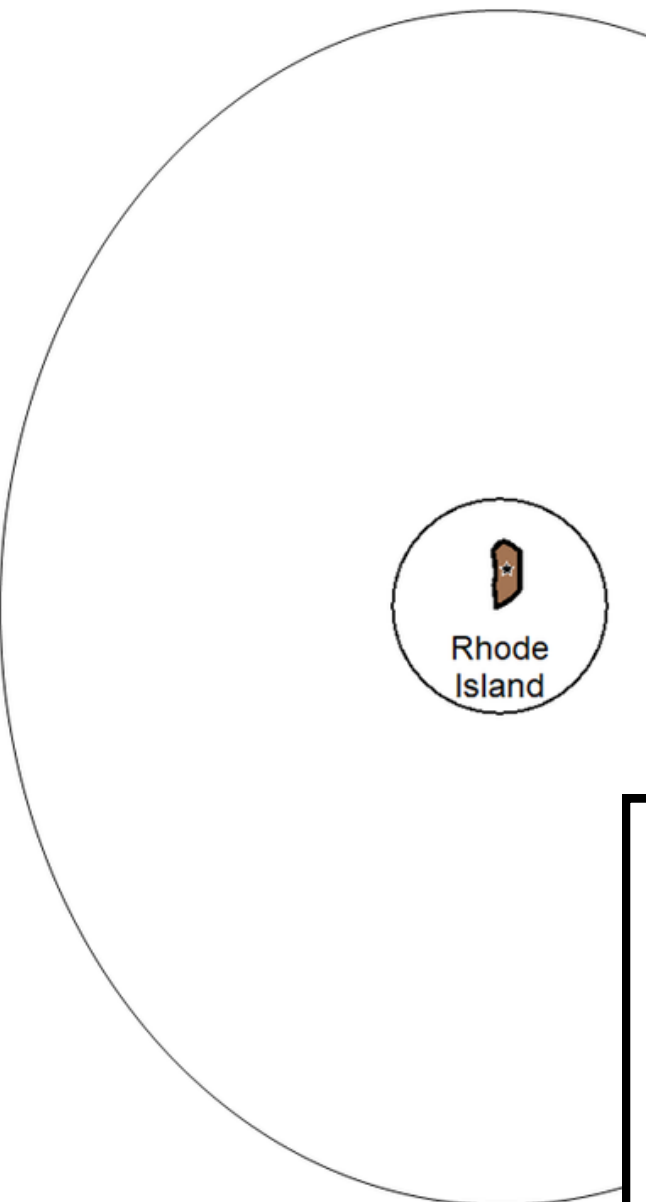
(There are NO vocabulary cards in this unit.)

The Marble House is also in Newport and was another Vanderbilt summer cottage. It was completed in 1892 and with its tall columns and front porch area, it resembles the front of the White House. It was made from over 500,000 cubic feet of marble and cost \$11 million to build. (That is equal to \$360 million today!)





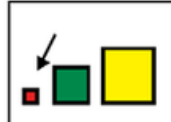
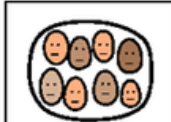





There are 2 books (one for each week) with simple text and engaging photos.

It comes in a PowerPoint version as well as an mp4 (movie) version.

















Errorless version

Cut apart pictures and place in circle map about Rhode Island.

 Providence	 Ocean State	1790	 smallest state	 crowded
 Gilded Age	 Industrial Revolution	 clams	 tennis	 hope

Cut apart pictures and place in circle map **ONLY IF** they are related to Rhode Island.

 Providence	 Ocean State	1790	 smallest state	 large state
 Gilded Age	 wheat	 clams	 oil	 hope
 desert	 Industrial Revolution	 mountains	 tennis	 crowded

There is a circle map reviewing some main facts about Rhode Island.

Circle maps are a great way for students to see the concept at a glance. There are 2 versions:

- One is errorless
- One has wrong answers mixed in students will have to set aside

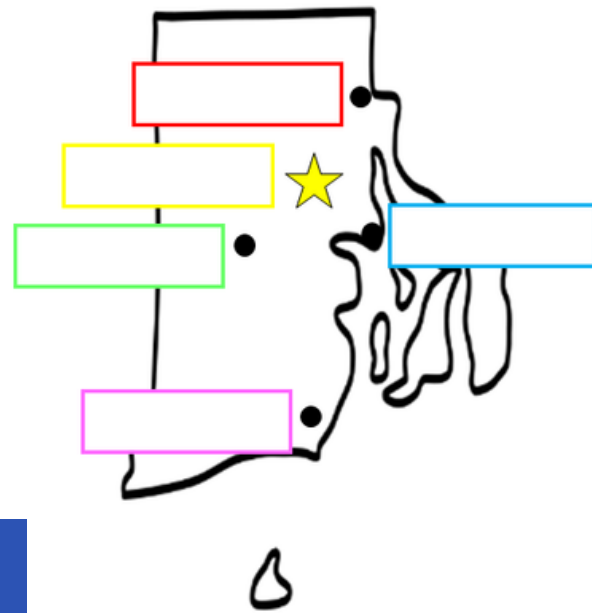
Color in the states using the key.

- Rhode Island red
- Massachusetts yellow
- Connecticut green
- Atlantic Ocean blue



Christa Joy, Sp
The Picture Communication Symbols ©
Worldwide. Used with permission.

Label the cities in Rhode Island using the labels.



- Narragansett
- Warwick
- Providence
- Pawtucket
- Cranston

differentiated


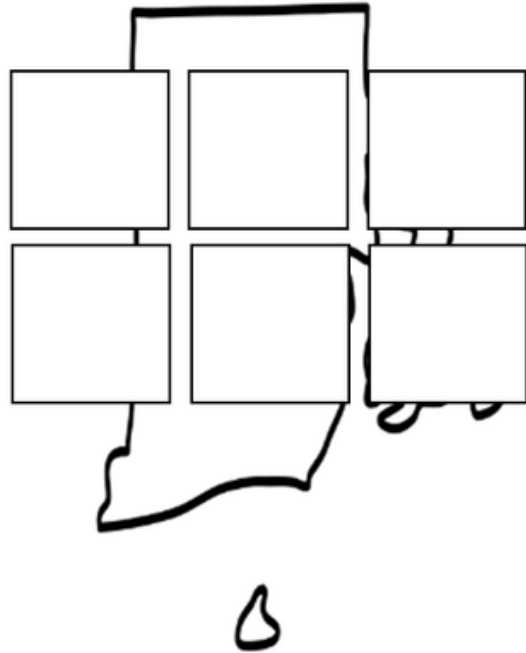
Christa Joy, Special Needs for Special Kids
The Picture Communication Symbols ©1981-2018 by Tobii Dynavox. All Rights Reserved
Worldwide. Used with permission. Boardmaker® is a trademark of Tobii Dynavox

There are several maps to identify the state, surrounding states, and major cities.

Differentiated versions are included.

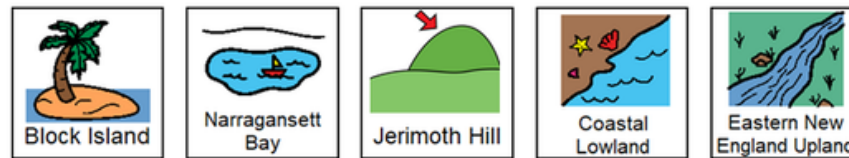
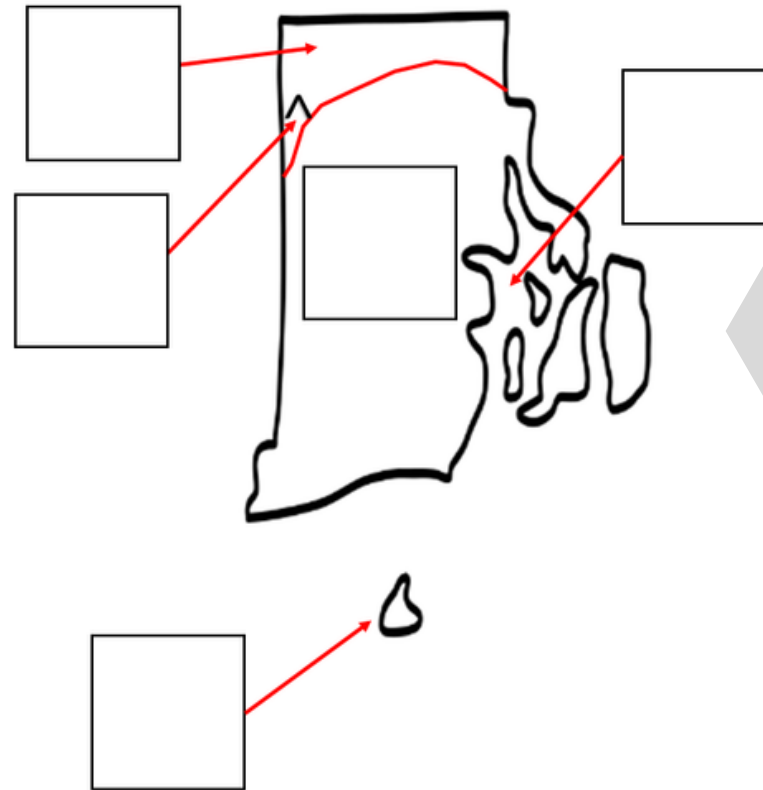


What is the weather like in Rhode Island?



Christa Joy, Special Needs for Special Kids
The Picture Communication Symbols ©1981-2019 by Tobii Dynavox. All Rights Reserved Worldwide. Used with permission. Boardmaker® is a trademark of Tobii Dynavox


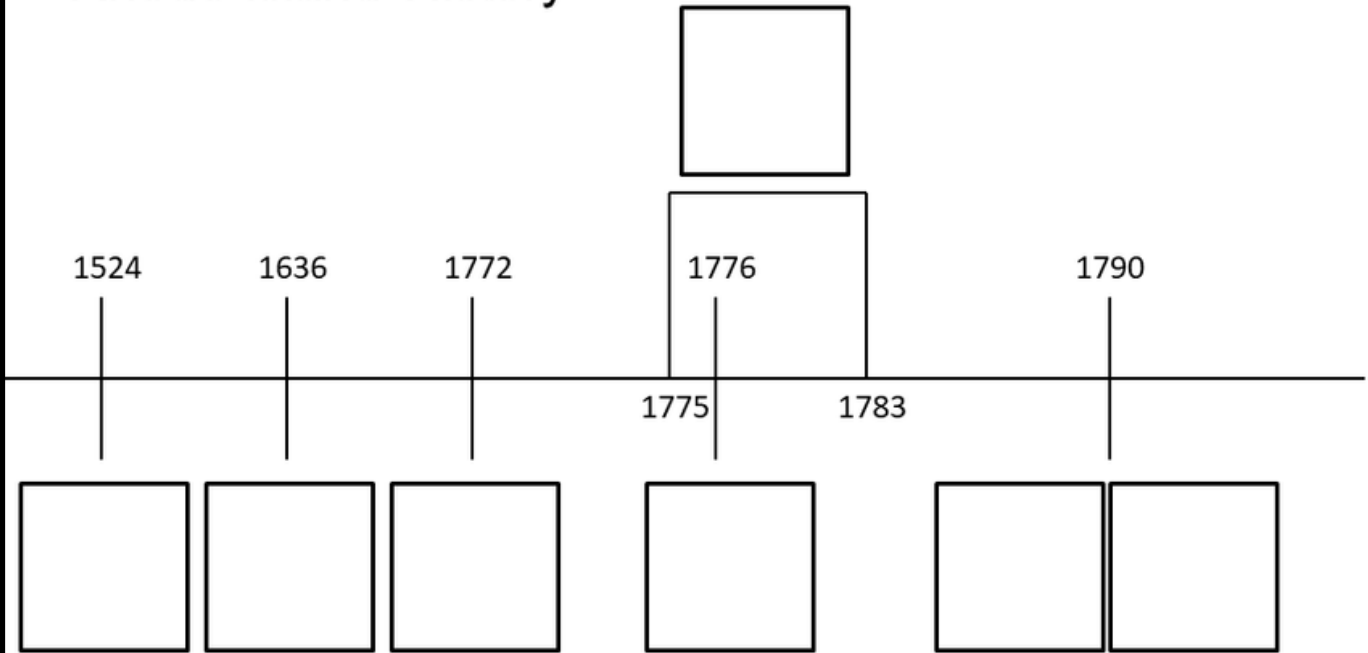
What is the geography of Rhode Island?



Christa Joy, Special Needs for Special Kids
The Picture Communication Symbols ©1981-2019 by Tobii Dynavox. All Rights Reserved Worldwide. Used with permission. Boardmaker® is a trademark of Tobii Dynavox


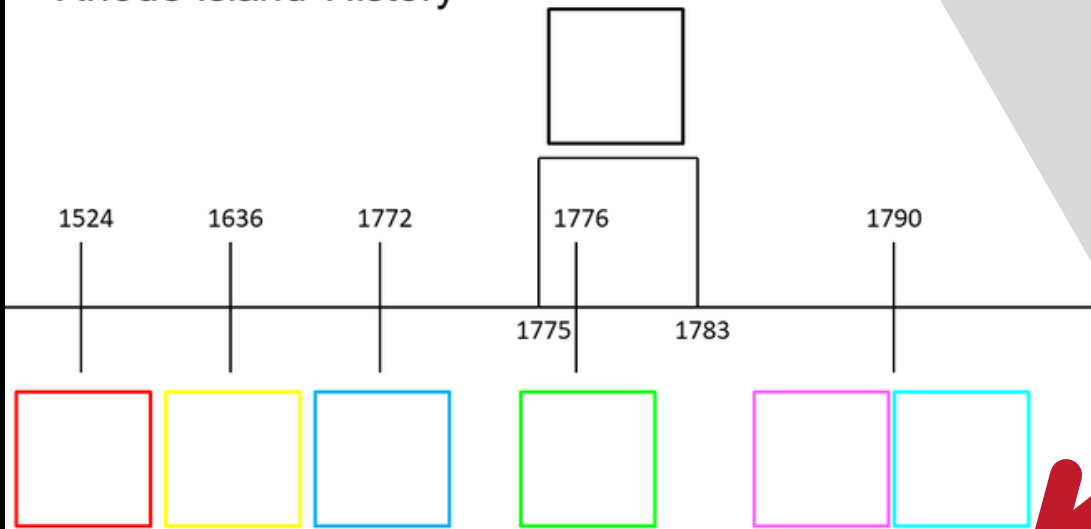
Students will identify how the climate and geography change across the state.

Rhode Island History



Christa Joy, Special Needs for Special Kids
The Picture Communication Symbols ©1981-2019 by Tobii Dynavox. All Rights Reserved Worldwide. Used with permission. Boardmaker® is a trademark of Tobii Dynavox

Rhode Island History



Christa Joy, Special Needs for Special Kids
The Picture Communication Symbols ©1981-2019 by Tobii Dynavox. All Rights Reserved Worldwide. Used with permission. Boardmaker® is a trademark of Tobii Dynavox

Students will complete a timeline of the main events that have happened in this state's history. There is a color-coded version included (shown here).













fish	clam	salt	coal
dairy	cars	sheep	corn
citrus	watermelon	poultry	plants
silverware	jewelry	Cumberlandite	oil

ChristaJoy, Special Needs for Special Kids
The Picture Communication Symbols ©1981–2018 by Tobii Dynavox. All Rights Reserved
Worldwide. Used with permission. Boardmaker® is a trademark of Tobii Dynavox

Students will sort resources that do and do not come out of this state. These are covered in the books. Suggestions for differentiation are included.

What would you see at each landmark in Rhode Island?



 Newport	<input type="text"/>	 Newport	<input type="text"/>
 Newport	<input type="text"/>	 Tennis Hall of Fame	<input type="text"/>
 RISD Art Museum	<input type="text"/>	 Block Island	<input type="text"/>
 Narragansett	<input type="text"/>	 Blue Bug Solutions	<input type="text"/>

What is each person from Rhode Island famous for?

Roger Williams	<input type="text"/>	Annie Smith Peck	<input type="text"/>
George Cohan	<input type="text"/>	Gilbert Stuart	<input type="text"/>
Matthew C. Perry	<input type="text"/>	Chris Van Allsburg	<input type="text"/>
Meredith Vieira	<input type="text"/>	Anne Hutchinson	<input type="text"/>

Students will complete 2 matching activities that look at landmarks and famous people.

Match the item to each landmark on the previous page.

 The Breakers	 Cliff Walk	 Marble House	 tennis court
 painting	 lighthouse	 giant bug	 The Towers

Match what each person is famous for on the previous page.

 mountaineer	 composer	 free speech & religion	 founded Portsmouth
 actress	 writer	 Navy Admiral	 Washington's portrait

My trip

I traveled to Rhode Island, so I went to see

went with me.



We also went to see




I got a

to remember my trip.

Visiting Rhode Island made me feel

ChristaJoy, Special Needs for Special Kids The Picture Communication Symbols ©1981-2019 by Tobii Dynavox. All Rights Reserved Worldwide. Used with permission. Boardmaker® is a trademark of Tobii Dynavox



ChristaJoy, Special Needs for Special Kids The Picture Communication Symbols ©1981-2019 by Tobii Dynavox. All Rights Reserved Worldwide. Used with permission. Boardmaker® is a trademark of Tobii Dynavox

There is a writing prompt for students to write about taking a trip to see Rhode Island. This is an errorless activity.

Who am I cards

- Give each student a set of Who am I cards
- Various options/ways to play, but the goal is to have students hold up the card you are talking about. Sometimes there can be more than one correct answer
- Things you can do:
 - Hold up a who am I card
 - Show a page from the book
 - Point to a symbol on the vocabulary board
 - Verbally describe something about Rhode Island.
- Tell a story as though you were visiting Rhode Island.
 - What do you see?
 - What is the weather like?
 - What plants or animals do you see?
 - Where do you live (city or country)?
 - What are you eating?

The Picture Commun
Worldwide. Used



The Breakers



Tennis Hall of Fame



The Towers



RISD Art Museum

Group activity

















There are large cards and directions for playing a "Who am I?" group activity.

Bingo cards



- Included are 10 Bingo cards in color and 10 Bingo cards in BW.
- Place the cards in page protectors or laminate for long term use.
- **Cut one board apart to use as calling cards.**
- This is a great way to practice the new vocabulary included in this unit.
- Cut apart a set of the vocabulary cards to use as the calling cards.
- Options:
 - Show students the picture for them to match
 - Read the definition and see if students can find the matching picture
 - Work as teams
 - Vary the "winning" patterns.
 - Cover all
 - Cover corners
 - Row across or down
 - Cover the edges
 - Vary the ways to mark the card
 - Place in page protector or laminate and use dry erase markers
 - Stickers
 - Post-it notes
 - Dot markers

Rhode Island

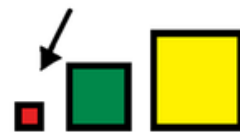
 Ocean State	 Marble House	 clams	 fish
 Cliff Walk	 The Towers	 Smallest	 Rhode Island
 Industrial Revolution	 Tennis HOF	 Nibbles Woodaway	 flag
 Oldest carousel	 silverware	 Providence	 jewelry

Group activity

There are 10 color and 10 black and white Bingo cards included plus 10 different ways to use them and play Bingo. There are calling cards included. This is a great way to review vocabulary.



Ocean State



smallest



clams



fish

Calling cards included

Rhode Island (week 2)

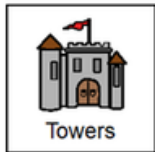

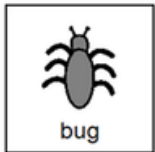
1. The Breakers and the Marble House are from the .

2. The Hall of Fame is in Newport, Rhode Island.

3. The are all that remains from the Narragansett Casino.

4. The oldest in the US is in Watch Hill, Rhode Island.

5. The world's largest is found on the roof of Blue Bug Solutions.



Rhode Island (week 1)

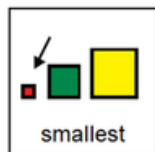
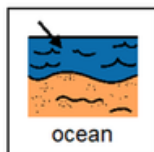

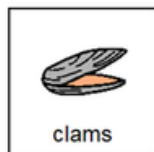
1. is the capital of Rhode Island.

2. Rhode Island is known as the state.

3. Rhode Island was where the started.

4. Rhode Island is the state in the US.

5. are one of the main resources in Rhode Island.



Close worksheets are a great informal assessment. This unit has one for each week. Suggestions for differentiation are included.

Answer key included.

1. What is the capital of Rhode Island?



Providence



Newport

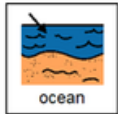


Washington, D.C.

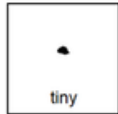
2. Rhode Island is known as the _____ state.



clam



ocean



tiny

3. What did Rhode Island insist be included in the Constitution?



poem



address



Bill of Rights


4. What does the anchor on the state flag represent?



sailing



strong

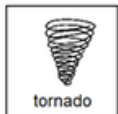


hope


5. What type of severe weather affects Rhode Island?



hurricane



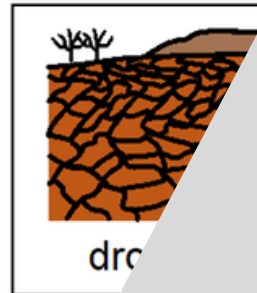
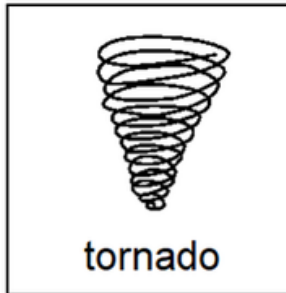
tornado



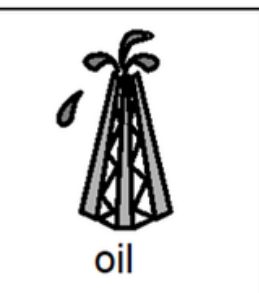

drought

Print onto cardstock or mount on index cards. Cut pictures apart and show student answer choices for each question.

Q 5



Q 6

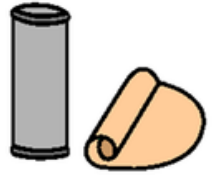


FINALLY the assessment!! There are 3 versions.

- 10 questions with 3 picture choices for each question
- cut out the answer choices and glue them on index cards
- traditional multiple choice

Answer key included.

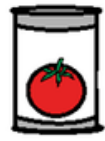
Ingredient Labels



pizza crust



olive oil



28oz crushed tomatoes



salt



pepper



garlic



oregano



romano cheese

Christa Joy, Special Needs for Special Kids
The Picture Communication Symbols ©1981-2018 by Tobii Dynavox. All Rights Reserved
Worldwide. Used with permission. Boardmaker® is a trademark of Tobii Dynavox

Group activity

Recipe



oven

1. Preheat oven to 400



cookie sheet

2. Grease cookie sheet with olive oil



olive oil



cookie sheet


3. Stretch and put the pizza dough on cookie sheet



spread



pizza crust



mix

4. Mix:



1/4 cup



olive oil



3/4 teaspoon



garlic



28 oz can



crushed tomatoes



3/4 teaspoon



oregano



3 teaspoons



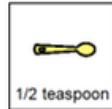
salt



1 teaspoon



grated cheese



1/2 teaspoon



pepper



Christa Joy, Special Needs for Special Kids
The Picture Communication Symbols ©1981-2018 by Tobii Dynavox. All Rights Reserved
Worldwide. Used with permission. Boardmaker® is a trademark of Tobii Dynavox

Included is a simple picture recipe for Pizza Strips. This will wrap up this 2 week unit.

A photograph of the Rhode Island State Capitol building, a large white neoclassical structure with a prominent dome, set against a blue sky with scattered white clouds. In the foreground, there is a green lawn, a paved walkway, and a body of water with several white boats. A semi-transparent white banner with a play button icon is overlaid on the image.

Rhode Island

Week 1

By Christa Joy

This unit also includes digital versions of the activities.

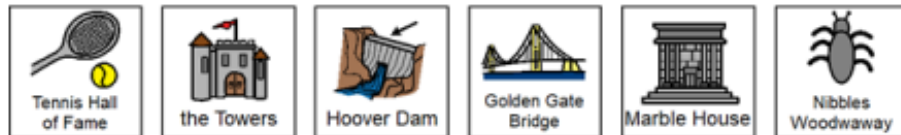
Students can watch a movie book version of the book rather than printing it out.

Great for review

6. Circle the industries and natural resources we get from Rhode Island.



7. Circle the landmarks you might see when you visit Rhode Island.



8. What was Gilbert Stuart famous for painting a picture of?




9. The first _____ in the was held in Newport in 1774.



10. True or False. Rhode Island is the only state that celebrates Victory over Japan Day.



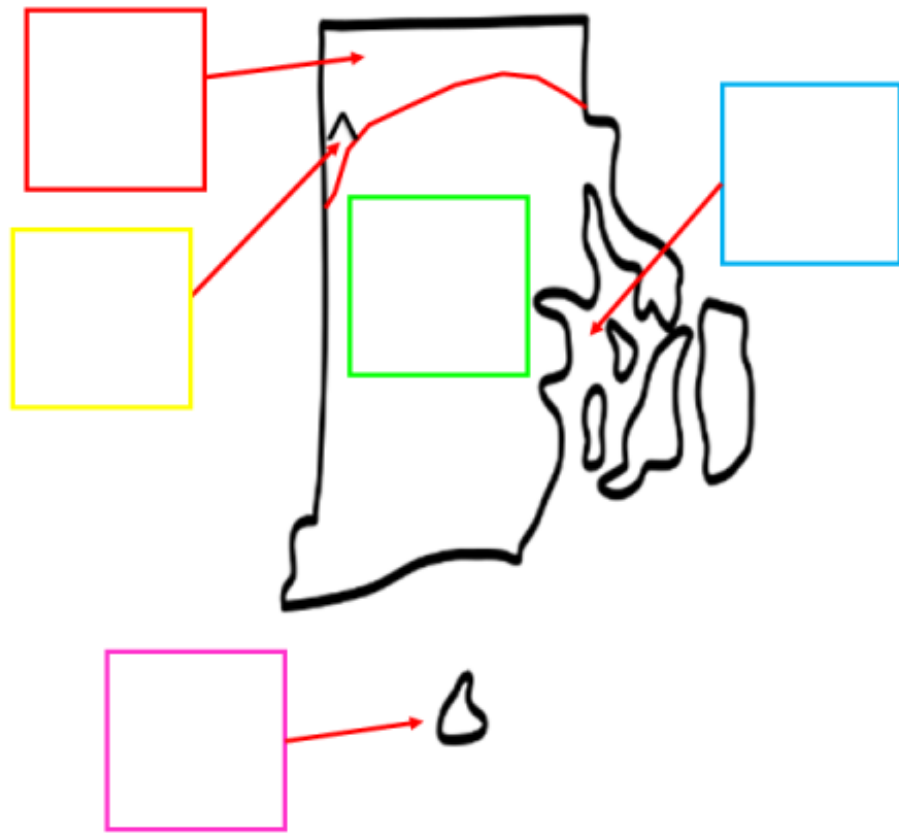
Circle the correct answer.



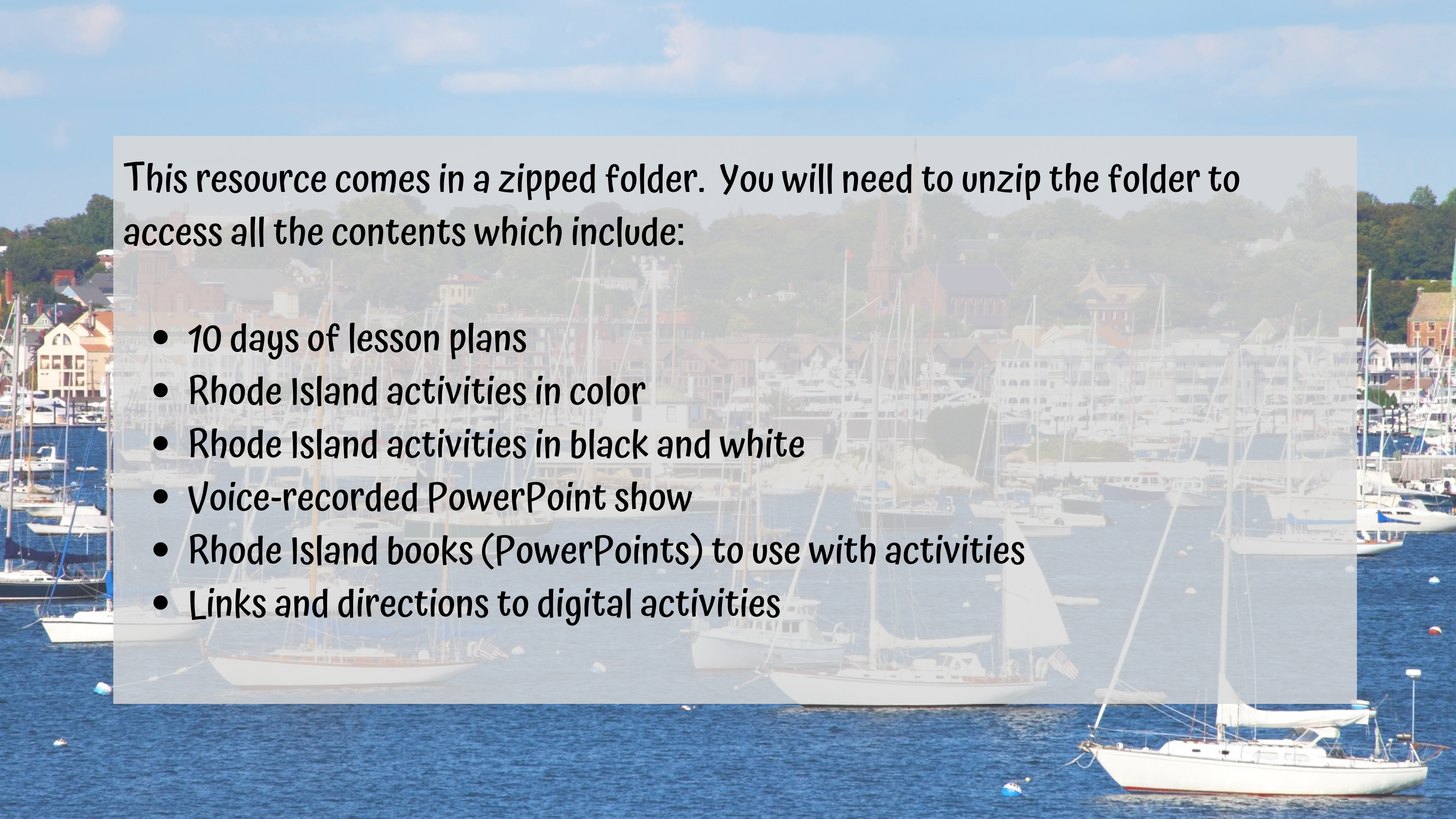
Each activity is set up so students can click and drag answers. No typing is required.

Perfect for every learning level

What is the geography like in different parts of Rhode Island?




The second set of slides uses color for differentiation and extra support for students who may need it. Mix and match slides from both sets to make the perfect set for each student.

A scenic view of a harbor with many sailboats and a town in the background. The water is blue, and the sky is light blue with some clouds. The town in the background has various buildings, including a prominent church with a steeple. The sailboats are of various sizes and colors, mostly white with some blue accents. The overall atmosphere is peaceful and picturesque.

This resource comes in a zipped folder. You will need to unzip the folder to access all the contents which include:

- ***10 days of lesson plans***
- ***Rhode Island activities in color***
- ***Rhode Island activities in black and white***
- ***Voice-recorded PowerPoint show***
- ***Rhode Island books (PowerPoints) to use with activities***
- ***Links and directions to digital activities***



Starting in August 2023, I am starting on a project to create a 2-week unit for each state.

I am doing these in order of popularity.

If you would like me to do a unit on your state, send me an email at specialneedsforspecialkids@gmail.com. I will add it to the list.

I do plan to complete all the states at a rate of 1 per week.