

Special Ed

New
Hampshire



ALSO INCLUDES GOOGLE SLIDES

Special Needs for Special Kids



For students who:

- *are emerging or non-readers*
- *take alternate assessments*
- *are in special education*
- *short-attention span*
- *lack pre-requisite skills*
- *benefit from the use of pictures for support*
- *middle/high school*

New Hampshire for Special Education

By
Christa Joy
Special Needs for Special Kids



Table of Contents

Worksheet pages	Activity
4-5	Vocabulary board
6-11	Who am I cards
12-26	Bingo cards
27-30	Circle map
31-37	Id places on a map
38-40	Climate and geography maps
41-44	History Timeline
45-48	Natural resources sorting
59-54	Matching landmarks and people
55-57	Writing prompt
58-62	Close worksheets
63-73	Assessment
74-78	Apple Cider Doughnuts
79-80	Terms of use

Also included in this resource as separate files:

- Lesson plans
- Links and directions to digital activities
- PowerPoints **(these are the books in the lesson plan)**
- Voice recorded PowerPoint
- Activities in black and white

This unit contains 2 weeks of material in print and digital formats. I have included a detailed lesson plan to help you make the most of everything in this unit including how to add some group activities.

This unit comes in 2 separate files, one in color and one in black and white.

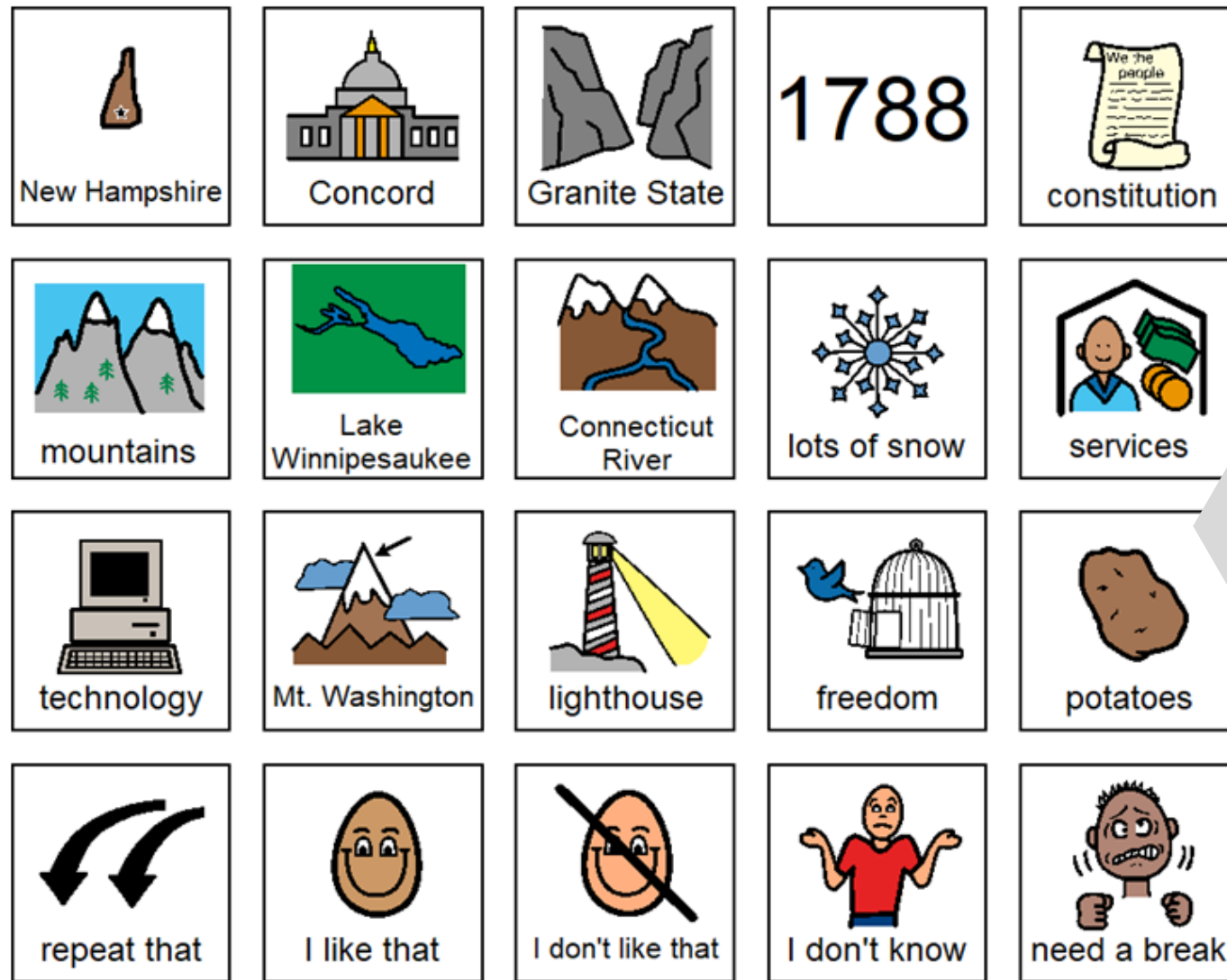
Day 3

Activity	Notes	Materials
Read or listen to the book: New Hampshire Week 1 (10 minutes)	<ul style="list-style-type: none"> Read through the story, asking lots of questions Continue to make connections between book and vocabulary board 	<ul style="list-style-type: none"> Book Vocabulary board
Who am I activity (10 minutes) ***DIRECTIONS ON HOW TO PLAY***	<ul style="list-style-type: none"> Give each student a set of Who am I cards Various options/ways to play, but the goal is to have students hold up the card you are talking about. Sometimes there can be more than one correct answer Things you can do: <ul style="list-style-type: none"> Hold up a vocabulary card Show a page from the book Point to a symbol on the vocabulary board Verbally describe something about that card Tell a story as though you were that symbol. Where are you? What do you look like? What colors are you? What are holding? 	<ul style="list-style-type: none"> Who am I cards (2 sets)
Maps review (5 minutes)	<ul style="list-style-type: none"> Review the maps completed yesterday 	<ul style="list-style-type: none"> Maps completed yesterday
Climate and Geography (10 minutes)	<ul style="list-style-type: none"> Do both the maps showing the climate and geography of various areas in New Hampshire <ul style="list-style-type: none"> Add color coding for students who need more support. Compare to books and globes commonly used in class Make connections to the book as necessary 	<ul style="list-style-type: none"> Maps Scissors Glue
Sharing (10 minutes)	<ul style="list-style-type: none"> Each student shares their finished activity with the group using the communication method of their choice 	<ul style="list-style-type: none"> Completed activity Communication devices

10 days

The lesson plans contain:

- Overall tips for teaching students with significant needs
- A quick look at what you will do each day
- Detailed instructions on how that day's lesson should run



ChristaJoy, Special Needs for Special Kids
 The Picture Communication Symbols ©1981-2018 by Tobii Dynavox. All Rights Reserved
 Worldwide. Used with permission. Boardmaker® is a trademark of Tobii Dynavox

This unit comes with a vocabulary board.

Vocabulary boards are great for ALL students to assist with participation and engagement in group discussions.

Tips on how to use in the unit!!

(There are NO vocabulary cards in this unit.)

As you can tell from its nickname, New Hampshire is one of the largest producers of granite in the country. 30,000 tons of granite from this state was used to build the Library of Congress in Washington, D.C.




©Christa Joy, SNSK

There are 2 books (one for each week) with simple text and engaging photos.

It comes in a PowerPoint version as well as an mp4 (movie) version.

Errorless version

Cut apart pictures and place in circle map about New Hampshire.



Cut apart pictures and place in circle map **ONLY IF** they relate to New Hampshire.



Christa Joy, Special Education
The Picture Communication Symbols ©1981
Worldwide. Used with permission. Board

There is a circle map reviewing some main facts about New Hampshire.

Circle maps are a great way for students to see the concept at a glance. There are 2 versions:

- One is errorless
- One has wrong answers mixed in students will have to set aside

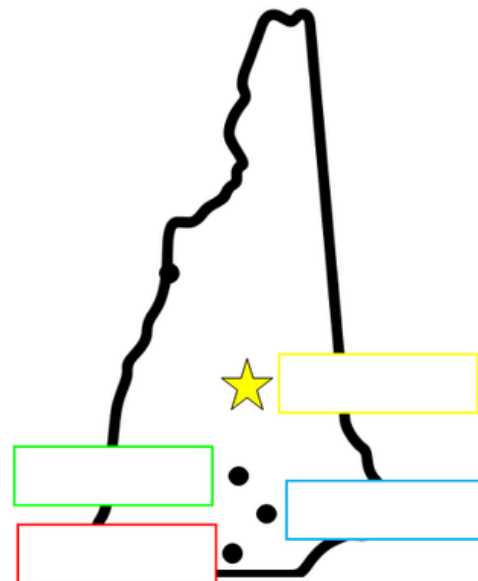
Color in the states using the key.



- New Hampshire red
- Vermont yellow
- Massachusetts pink
- Maine orange
- Atlantic Ocean blue
- Canada green

Label the cities in New Hampshire using the labels.

ChristaJoy, Special
The Picture Communication Symbols ©1981-2018
Worldwide. Used with permission. Boardmaker® is a trademark of Tobii Dynavox



- Concord
- Manchester
- Derry
- Nashua

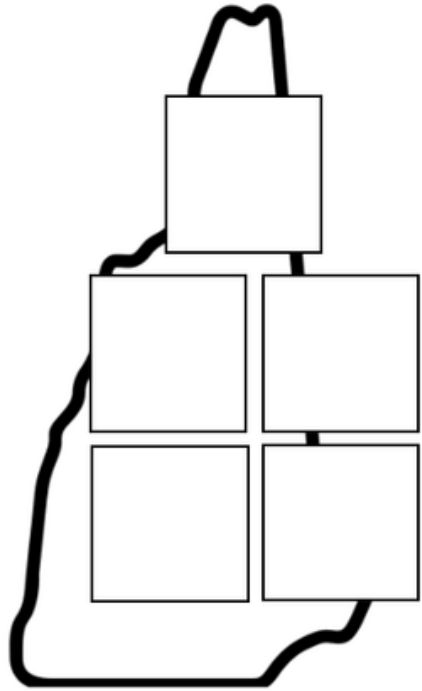
differentiated

ChristaJoy, Special Needs for Special Kids
The Picture Communication Symbols ©1981-2018 by Tobii Dynavox. All Rights Reserved
Worldwide. Used with permission. Boardmaker® is a trademark of Tobii Dynavox

There are several maps to identify the state, surrounding states, and major cities.

Differentiated versions are included.

What is the weather like in New Hampshire?



snowy winter



spring



mild summer



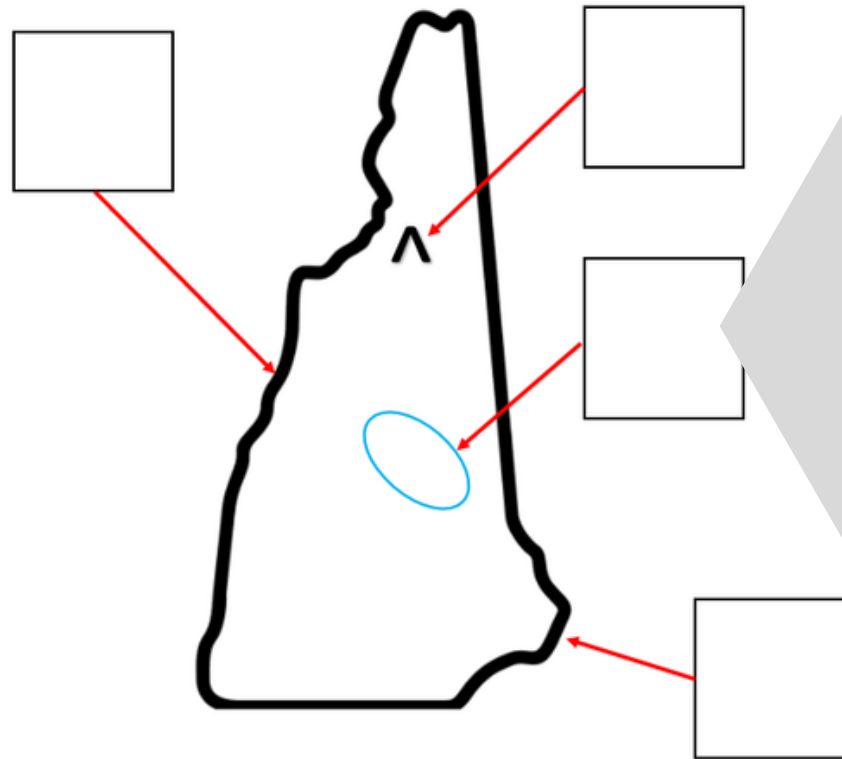
fall



nor'easter

Christa Joy, Special Needs for Special Kids
The Picture Communication Symbols ©1981-2019 by Tobii Dynavox. All Rights Reserved Worldwide. Used with permission. Boardmaker® is a trademark of Tobii Dynavox.

What is the geography of New Hampshire?



coastline



Mt. Washington



Lake Winnepesaukee

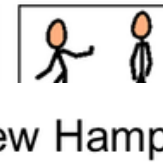

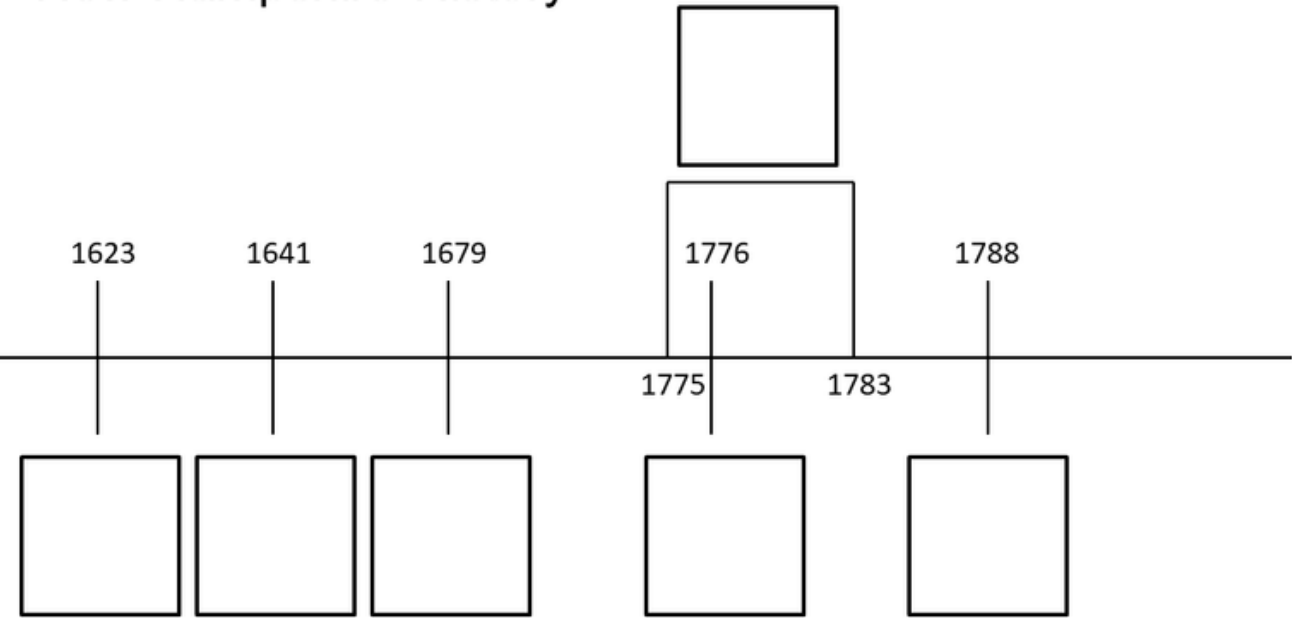


Connecticut River

Christa Joy, Special Needs for Special Kids
The Picture Communication Symbols ©1981-2019 by Tobii Dynavox. All Rights Reserved Worldwide. Used with permission. Boardmaker® is a trademark of Tobii Dynavox.

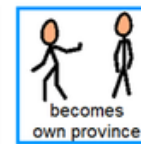
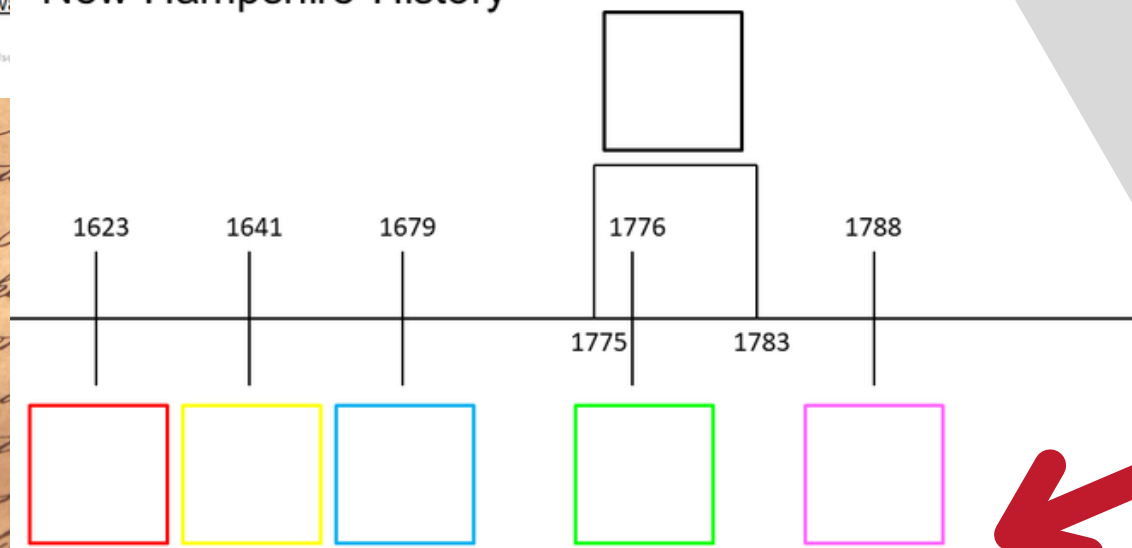
Students will identify how the climate and geography change across the state.

New Hampshire History



Christa Joy, Special Needs for Special Kids
The Picture Communication Symbols ©1981-2019 by Tobii Dynavox. All Rights Reserved Worldwide. Use permission. Boardmaker® is a trademark of Tobii Dynavox

New Hampshire History



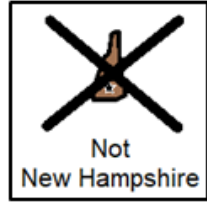
Christa Joy, Special Needs for Special Kids
The Picture Communication Symbols ©1981-2019 by Tobii Dynavox. All Rights Reserved Worldwide. Use permission. Boardmaker® is a trademark of Tobii Dynavox

Students will complete a timeline of the main events that have happened in this state's history. There is a color-coded version included (shown here).

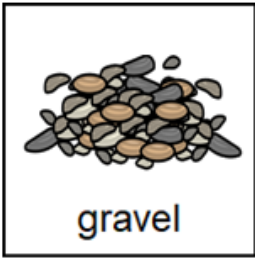




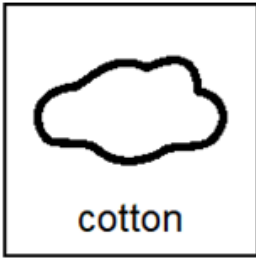
New Hampshire



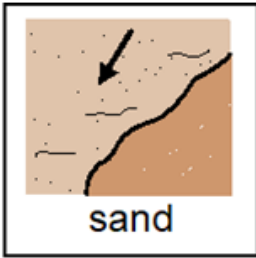
Not
New Hampshire



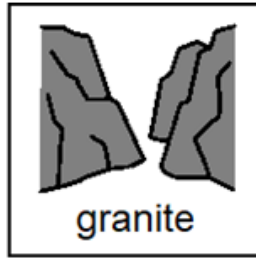
gravel




cotton



sand



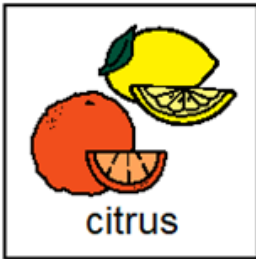
granite



apples



dairy



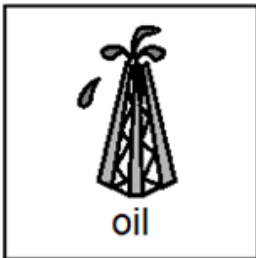
citrus



syrup



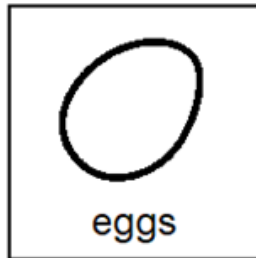
services



oil



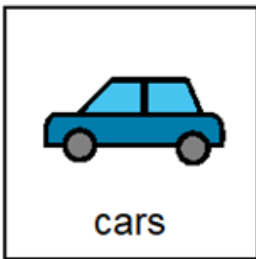
cola




eggs




technology



cars











crab



coconut

Students will sort resources that do and do not come out of this state. These are covered in the books. Suggestions for differentiation are included.

What would you see at each landmark in New Hampshire?

 Mt. Washington	<input type="text"/>	 Mt. Washington	<input type="text"/>
 White Mountains	<input type="text"/>	 White Mountains	<input type="text"/>
 White Mountains	<input type="text"/>	 Portsmouth	<input type="text"/>
 Portsmouth	<input type="text"/>	 Lake Winnepesaukee	<input type="text"/>

Match the item to each landmark on the previous page.

 Franconia Notch park	 lighthouse	 cog railway	 Flume Gorge
 Diana's Baths	 windy	 Strawbery Banke	 Bear Island

What is each person from New Hampshire famous for?

Franklin Pierce	<input type="text"/>	Robert Frost	<input type="text"/>
John Irving	<input type="text"/>	Alan Shepard	<input type="text"/>
Seth Myers	<input type="text"/>		

Match what each person is famous for on the previous page.

 writer	 poet	 president
 actor	 astronaut	

Students will complete 2 matching activities that look at landmarks and famous people.

My trip

I traveled to New Hampshire, so I went to see .

went with me.




We also went to see .

I got a

to remember my trip.

Visiting New Hampshire made me feel .




There is a writing prompt for students to write about taking a trip to see New Hampshire. This is an errorless activity.

Who am I cards

- Give each student a set of Who am I cards
- Various options/ways to play, but the goal is to have students hold up the card you are talking about. Sometimes there can be more than one correct answer
- Things you can do:
 - Hold up a who am I card
 - Show a page from the book
 - Point to a symbol on the vocabulary board
 - Verbally describe something about New Hampshire.
- Tell a story as though you were visiting New Hampshire.
 - What do you see?
 - What is the weather like?
 - What plants or animals do you see?
 - Where do you live (city or country)?
 - What are you eating?

The Picture Comm
Worldwide. Us



Strawbery Banke



Portsmouth lighthouse



Lake Winnepesaukee



Dartmouth

Group activity

















There are large cards and directions for playing a "Who am I?" group activity.

Bingo cards



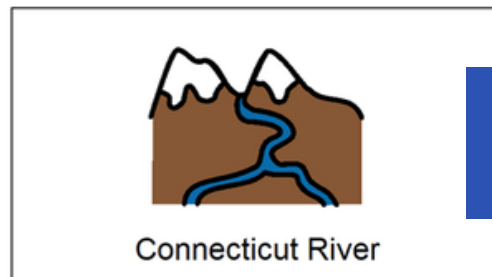

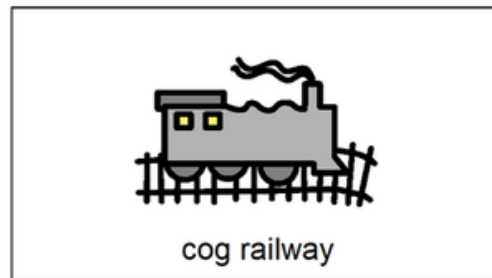
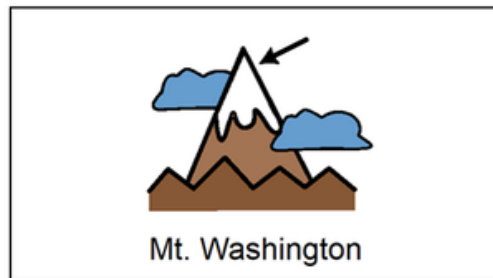
- Included are 10 Bingo cards in color and 10 Bingo cards in BW.
- Place the cards in page protectors or laminate for long term use.
- **Cut one board apart to use as calling cards.**
- This is a great way to practice the new vocabulary included in this unit.
- Cut apart a set of the vocabulary cards to use as the calling cards.
- Options:
 - Show students the picture for them to match
 - Read the definition and see if students can find the matching picture
 - Work as teams
 - Vary the "winning" patterns.
 - Cover all
 - Cover corners
 - Row across or down
 - Cover the edges
 - Vary the ways to mark the card
 - Place in page protector or laminate and use dry erase markers
 - Stickers
 - Post-it notes
 - Dot markers

New Hampshire

 New Hampshire	 Constitution	 Lake Winnepesaukee	 lighthouse
 technology	 Atlantic Ocean	 Connecticut River	 Strawberry Banke
 Canada	 granite	 Concord	 Cog railway
 eggs	 White Mountains	 syrup	 Mt. Washington

Group activity

There are 10 color and 10 black and white Bingo cards included plus 10 different ways to use them and play Bingo. There are calling cards included. This is a great way to review vocabulary.



Calling cards included

The Picture Comm
Worldwide, U.

Christaloy, Special Needs for Special Kids
The Picture Communication Symbols ©1981-2011 by Tobii Dynavox. All Rights Reserved
Worldwide. Use with permission. Boardmaker - is a trademark of Tobii Dynavox

Special Kids
Tobii Dynavox. All Rights Reserved
is a trademark of Tobii Dynavox

New Hampshire (week 1)

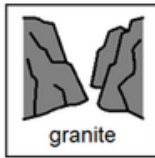

1. New Hampshire is known as the state.

2. is the capital of New Hampshire.

3. New Hampshire was the first state to write its own .

4. forms the western border of New Hampshire.

5. New Hampshire's economy is mainly based on industries.



New Hampshire (week 2)



1. is one of the windiest places on Earth.

2. You can ride a to the top of Mt.

3. is one of the first permanent Eng

4. The first free public was opened in New

5. The first were grown in New Hampshire.



Close worksheets are a great informal assessment. This unit has one for each week. Suggestions for differentiation are included.

Answer key included.

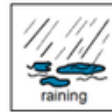

1. What is the capitol of New Hampshire?



2. What was New Hampshire the first to write?



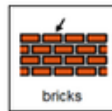
3. What type of weather do you find at the top of Mt. Washington?



4. What forms the western border of New Hampshire?



5. What came from New Hampshire to Congress?



- What is the capitol of New Hampshire?
 - Concord
 - Washington, DC
 - Manchester
- What was New Hampshire the first to write?
 - Song
 - Newspaper
 - Constitution
- What type of weather do you find at the top of Mt. Washington?
 - Hot
 - Windy
 - Raining
- What forms the western border of New Hampshire?
 - Atlantic Ocean
 - Connecticut River
 - White Mountains
- What came from New Hampshire to build the Library of Congress?
 - Bricks
 - Granite
 - lumber

Print onto cardstock or mount on index cards. Cut pictures apart and show student answer choices for each question.

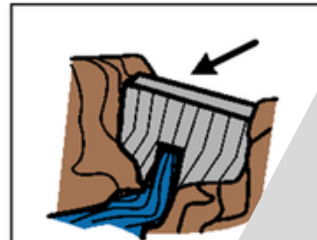
Q 7



Mt. Washington



Eiffel Tower



Hoover D



Version 3



Portsmouth lighthouse



zoo



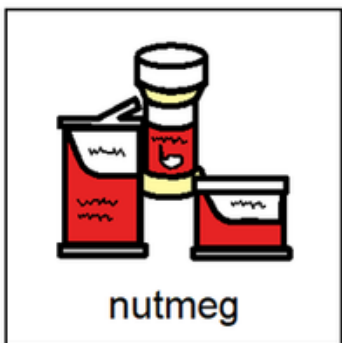
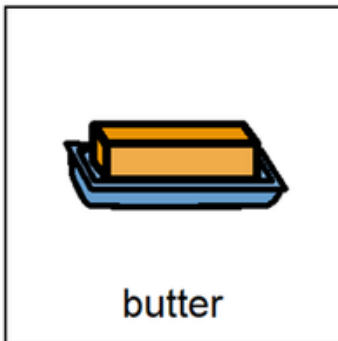
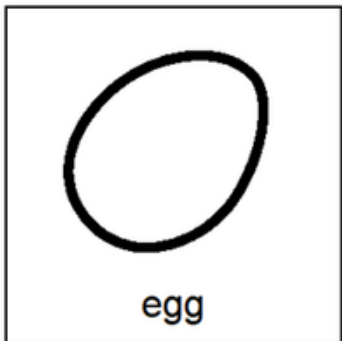
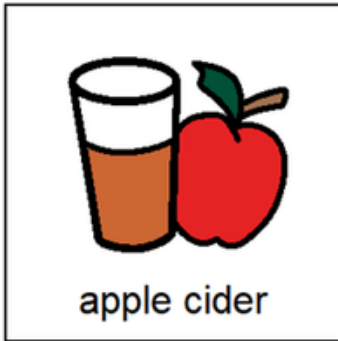
hosp

FINALLY the assessment!! There are 3 versions.

- 10 questions with 3 picture choices for each question
- cut out the answer choices and glue them on index cards
- traditional multiple choice

Answer key included.

Ingredient Labels



Christa Joy, Special Needs for Special Kids
 The Picture Communication Symbols ©1981-2021 by Tobii Dynavox. All Rights Reserved
 Worldwide. Used with permission. Boardmaker® is a trademark of Tobii Dynavox

Group activity

Recipe



1. Preheat oven to 375



2. Grease doughnut or muffin pan



3. Mix in bowl:

1 box	cake mix	<input type="checkbox"/>
1 cup	apple cider	<input type="checkbox"/>
1 one	egg	<input type="checkbox"/>
1/4 cup	melted butter	<input type="checkbox"/>
1 teaspoon	nutmeg	<input type="checkbox"/>
2 teaspoons	cinnamon	<input type="checkbox"/>

Christa Joy, Special Needs for Special Kids
 The Picture Communication Symbols ©1981-2021 by Tobii Dynavox. All Rights Reserved
 Worldwide. Used with permission. Boardmaker® is a trademark of Tobii Dynavox

Included is a simple picture recipe for Apple Cider Doughnuts. This will wrap up this 2 week unit.

New Hampshire



Week 1

By Christa J.

This unit also includes digital versions of the activities.

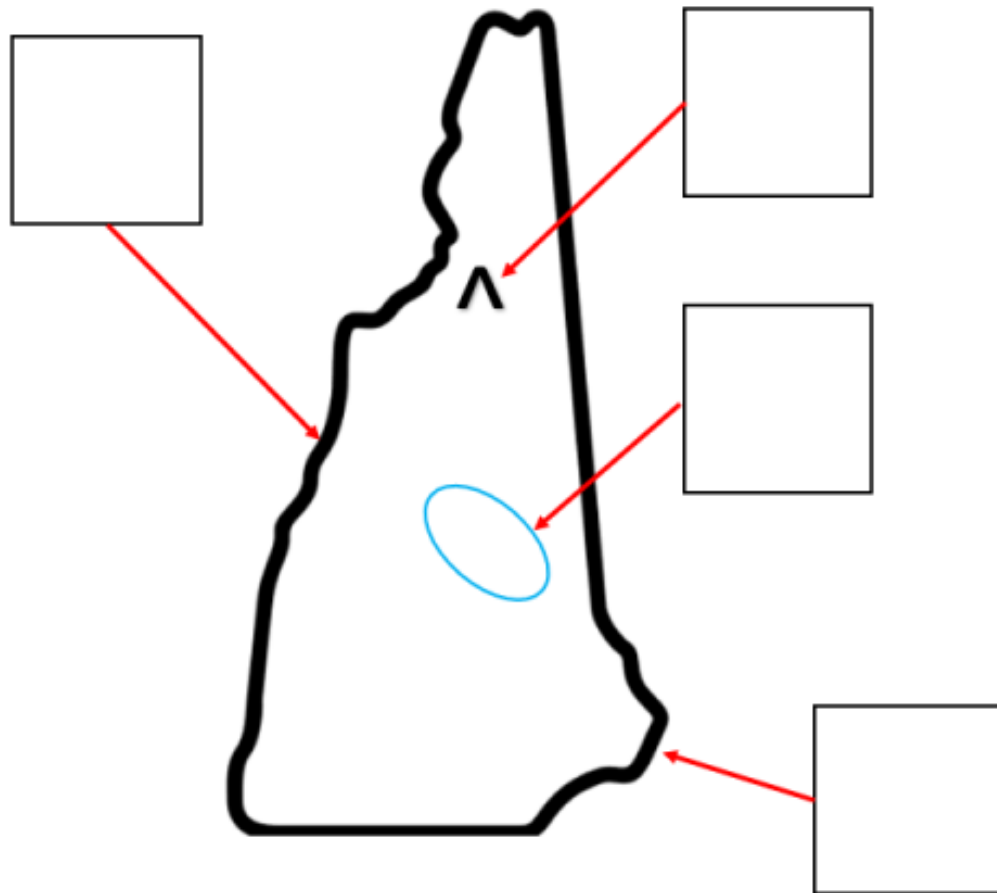
Students can watch a movie book version of the book rather than printing it out.

Great for review

What is the geography like in different parts of New Hampshire?





















































Each activity is set up so students can click and drag answers. No typing is required.



Christa Joy, Special Needs for Special Kids
The Picture Communication Symbols ©1981–2019 by Tobii Dynavox. All Rights Reserved
Worldwide. Used with permission. Boardmaker® is a trademark of Tobii Dynavox

Perfect for every learning level

The second set of slides uses color for differentiation and extra support for students who may need it. Mix and match slides from both sets to make the perfect set for each student.

 New Hampshire	 Not New Hampshire	Sort pictures into correct column depending on if it is a resource that comes from New Hampshire or not. If you are not sure, place it on the middle line.																
		<table border="1"><tbody><tr><td> gravel</td><td> granite</td><td> crab</td><td> fish</td></tr><tr><td> services</td><td> cotton</td><td> sand</td><td> oil</td></tr><tr><td> dairy</td><td> citrus</td><td> syrup</td><td> candy</td></tr><tr><td> eggs</td><td> cars</td><td> coconut</td><td> technology</td></tr></tbody></table>	 gravel	 granite	 crab	 fish	 services	 cotton	 sand	 oil	 dairy	 citrus	 syrup	 candy	 eggs	 cars	 coconut	 technology
 gravel	 granite	 crab	 fish															
 services	 cotton	 sand	 oil															
 dairy	 citrus	 syrup	 candy															
 eggs	 cars	 coconut	 technology															

Worldwide. Used with permission. Boardmaker® is a trademark of Tobii Dynavox

This resource comes in a zipped folder. You will need to unzip the folder to access all the contents which include:

- 10 days of lesson plans
- New Hampshire activities in color
- New Hampshire activities in black and white
- Voice-recorded PowerPoint show
- New Hampshire books (PowerPoints) to use with activities
- Links and directions to digital activities

Starting in August 2023, I am starting on a project to create a 2-week unit for each state.

I am doing these in order of popularity.

If you would like me to do a unit on your state, send me an email at specialneedsforspecialkids@gmail.com. I will add it to the list.

I do plan to complete all the states at a rate of 1 per week.