

Special Ed

# DESERT BUNDLE

COVERS NONPOLAR  
AND POLAR DESERTS

4 SCIENCE UNITS

Special Needs for Special Kids

ALSO INCLUDES GOOGLE SLIDES



This bundle includes resources created for students with significant challenges (like autism and ID) and most were **non-readers**. This is a great way to expose all students the same curriculum their peers are following.



*This bundle includes 4 science resources that cover the different types of grasslands and the animals that live there. It includes:*

- *Desert Biome (3 weeks) - nonpolar and polar*
- *Penguins (1 week)*
- *Meerkats (1 week)*
- *Camels (1 week)*

*All units have  
printable AND  
digital versions*

## Deserts Lesson Plan

### Preparation

- Print out a vocabulary board for each student to use throughout unit
  - Laminate or place in page protector
- Vocabulary cards
  - Print out a set of cards onto cardstock and laminate
  - Make one set for each student and also one for the teacher to use in I Spy games
- Book
  - Print out, laminate, and bind
  - Also available as a recorded PowerPoint and video in the directions for digital activities pdf
- Who am I activity cards
  - Print out a set of cards onto cardstock and laminate
  - Make one set for each student and one for the teacher to use
- Bingo cards
  - This unit comes with a set of Bingo cards.
  - They are in color and BW
  - Print on cardstock and laminate.
  - Suggestions for use included in unit.

### Preassessment (do day 1 before starting lesson)

- Use the fact sheet to assess what your students may already know
- I cannot emphasize enough how important this step is. If you want to see growth, this preassessment is so important!!

### Teaching Tips

1. **Color Coding:** this is a really easy way to add more structure to a matching activity. Outline or color in an empty box or sorting label. Outline or color in the corresponding picture symbols the same colors. Becomes a color matching task.
  - a. For more info, read more here: <https://specialneedsforspecialkids.org/2015/09/05/using-color-coding-for-differentiation/>
  - b. I also have a blog post on differentiating one activity 3 ways: <https://specialneedsforspecialkids.org/2018/10/22/differentiating-1-activity-3-ways-easily-and-effectively/>
2. **Make your own copies of the activities:** Every day I review the activity we did yesterday. For that reason:

Each unit comes with a lesson plan.

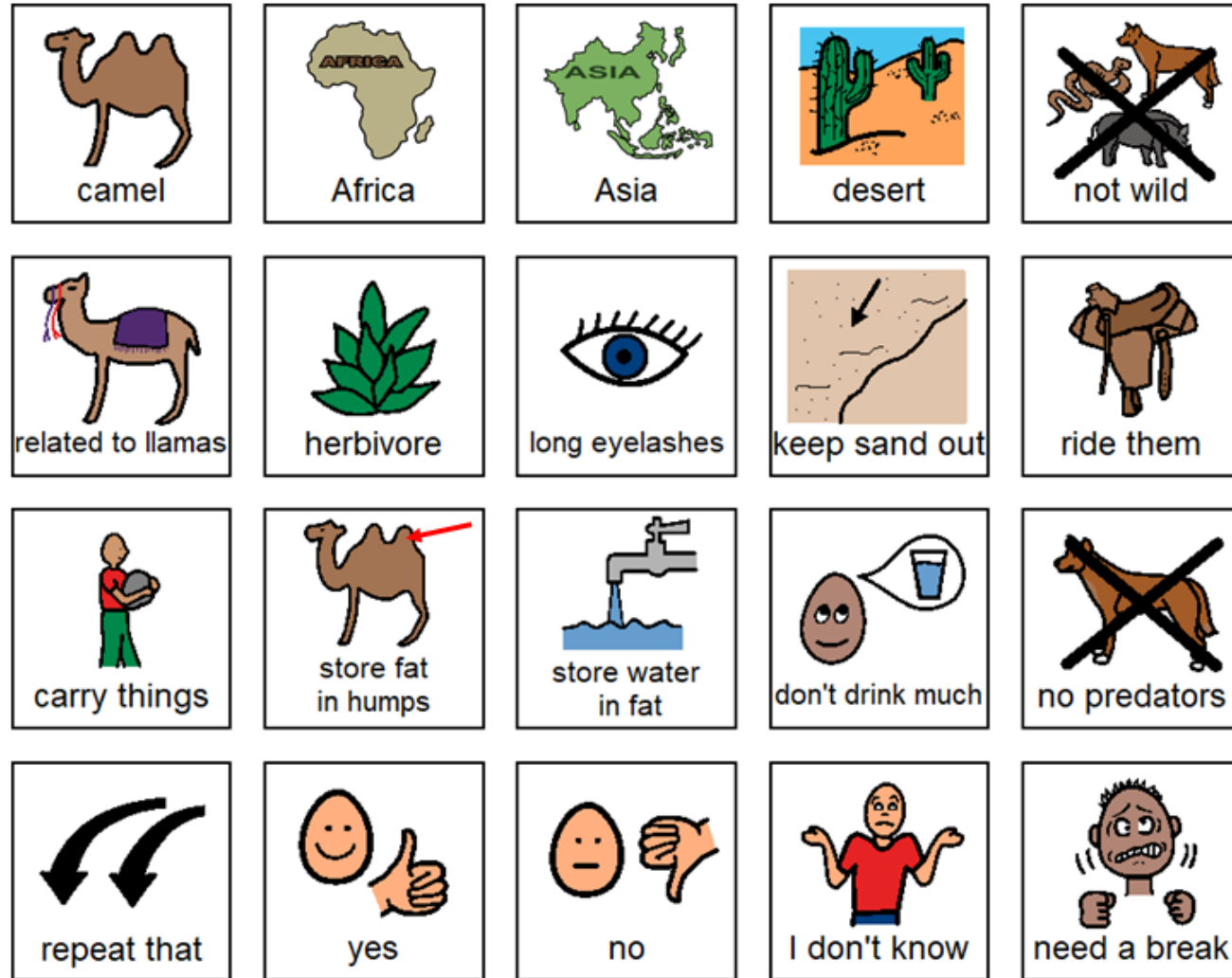
### Day 2

Activity	Notes	Materials
Read or listen to the book (10 minutes)	<ul style="list-style-type: none"> <li>• Read through the story, asking lots of questions</li> <li>• Continue to make connections between book and vocabulary board</li> </ul>	<ul style="list-style-type: none"> <li>• Book</li> <li>• Vocabulary board</li> </ul>
Vocabulary cards I Spy Game (10 minutes)	<ul style="list-style-type: none"> <li>• Determine how many cards your students can handle in front of them. This can vary, some students may be able to have all the cards, so may only be able to handle a field of 3-5</li> <li>• Discuss relevant points on the card</li> <li>• You can also play this game in this manner having them find the symbol on their vocabulary board</li> </ul>	<ul style="list-style-type: none"> <li>• Vocabulary cards (student set and teacher set)</li> <li>• Vocabulary board</li> </ul>
Circle map review (5 minutes)	<ul style="list-style-type: none"> <li>• Review the circle map completed yesterday</li> </ul>	<ul style="list-style-type: none"> <li>• Circle map completed yesterday</li> </ul>
Circle Map (10 minutes)	<ul style="list-style-type: none"> <li>• Do the circle map on the <b>Polar Deserts</b> <ul style="list-style-type: none"> <li>◦ Choose the best version (errorless or not) depending on the learning level of your students</li> <li>◦ Students cut out symbols and place in circle map.</li> </ul> </li> <li>• Make connections to the book as necessary</li> </ul>	<ul style="list-style-type: none"> <li>• Circle map</li> <li>• Scissors</li> <li>• Glue</li> </ul>
Sharing (10 minutes)	<ul style="list-style-type: none"> <li>• Each student shares their finished circle map with the group using the communication method of their choice</li> </ul>	<ul style="list-style-type: none"> <li>• Completed circle map</li> <li>• Communication devices</li> </ul>

### Quick Look

Day	Activity	Day	Activity
1	<ul style="list-style-type: none"> <li>• Book</li> <li>• Vocabulary activity</li> <li>• Circle map</li> </ul>	8	<ul style="list-style-type: none"> <li>• Book</li> <li>• Who am I?</li> <li>• Writing prompt</li> </ul>
2	<ul style="list-style-type: none"> <li>• Book</li> <li>• Vocabulary activity</li> <li>• Circle map</li> </ul>	9	<ul style="list-style-type: none"> <li>• Book</li> <li>• Vocabulary cut and paste</li> <li>• Sudoku puzzle</li> </ul>
3	<ul style="list-style-type: none"> <li>• Book</li> <li>• Vocabulary activity</li> <li>• Deserts collage</li> </ul>	10	<ul style="list-style-type: none"> <li>• Book</li> <li>• Vocabulary cut and paste</li> <li>• Word search</li> </ul>
4	<ul style="list-style-type: none"> <li>• Book</li> <li>• Vocabulary activity</li> <li>• Deserts collage</li> </ul>	11	<ul style="list-style-type: none"> <li>• Book</li> <li>• Bingo</li> <li>• Close worksheet</li> </ul>
5	<ul style="list-style-type: none"> <li>• Book</li> <li>• Vocabulary activity</li> <li>• Desert map</li> </ul>	12	<ul style="list-style-type: none"> <li>• Book</li> <li>• Vocabulary activity</li> <li>• Close worksheet</li> </ul>
6	<ul style="list-style-type: none"> <li>• Book</li> <li>• Who am I?</li> <li>• Desert map</li> </ul>	13	<ul style="list-style-type: none"> <li>• Book</li> <li>• Vocabulary activity</li> <li>• Close worksheet</li> </ul>
7	<ul style="list-style-type: none"> <li>• Book</li> <li>• Who am I?</li> <li>• Venn Diagram</li> </ul>	14	<ul style="list-style-type: none"> <li>• Assessment</li> </ul>





Every unit in the bundle comes with a vocabulary board. These are vital for increasing engagement and participation. Suggestions on how to utilize them are included in each unit.

Meerkats are members of the mongoose family. They have a long tail and sharp claws that are great for digging.



Camels are herbivores. So besides eating leaves, they will also eat grass, small plants and even thorny cactuses (or cacti). Their upper lip is split so they can more easily grab leaves and plants growing close to the ground.



Each unit comes with a book in PowerPoint and mp4 formats. They have simple text and engaging photos and contain all the information your students will need to complete the activities.

### desert

Terrestrial biome that gets less than 10 inches of rain per year.



### arid

Very dry



### humidity

Moisture in the air; helps keep heat from day close to earth at night.



### polar desert

Areas of desert found at north and south poles.



T	R	D	M	L	A	P	U	Q	E	Z	L	O	Z	A
E	N	E	M	E	E	R	K	A	T	D	B	P	S	K
F	O	S	C	N	Z	C	C	G	O	E	C	E	Z	C
W	N	E	A	X	U	F	S	H	S	S	U	N	B	B
C	P	R	M	N	S	X	A	J	A	E	I	G	G	H
J	O	T	E	G	E	W	G	A	H	R	W	U	H	N
M	L	I	L	D	K	W	U	R	A	T	O	I	S	I
K	A	F	Q	Y	R	H	A	I	R	C	H	N	S	L
L	R	I	E	Q	G	M	R	D	A	Y	W	V	X	H
E	K	C	G	N	Y	V	O	U	N	E	R	A	T	D
G	D	A	I	W	Y	X	V	I	Z	P	O	L	A	R
S	U	T	I	D	U	S	T	S	T	O	R	M	G	Z
Y	M	I	A	N	T	A	R	T	I	C	A	N	P	G
E	Q	O	W	R	G	K	P	T	S	I	G	R	M	U
U	N	N	U	L	G	X	O	X	B	M	C	M	C	I

meerkat	polar	Sahara	penguin
arid	desertification	dust storm	desert
Saguaro	Antartica	camel	nonpolar

Christa Joy, Special Needs for Special Kids  
The Picture Communication Symbols ©1981-2019 by Tobii Dynavox. All Rights Reserved  
Worldwide. Used with permission. Boardmaker® is a trademark of Tobii Dynavox

The Desert unit has vocabulary cards, cut and paste activities, and vocabulary puzzles for review.

### Desert


Christa Joy, Special Needs for Special Kids  
The Picture Communication Symbols ©1981-2019 by Tobii Dynavox. All Rights Reserved  
Worldwide. Used with permission. Boardmaker® is a trademark of Tobii Dynavox

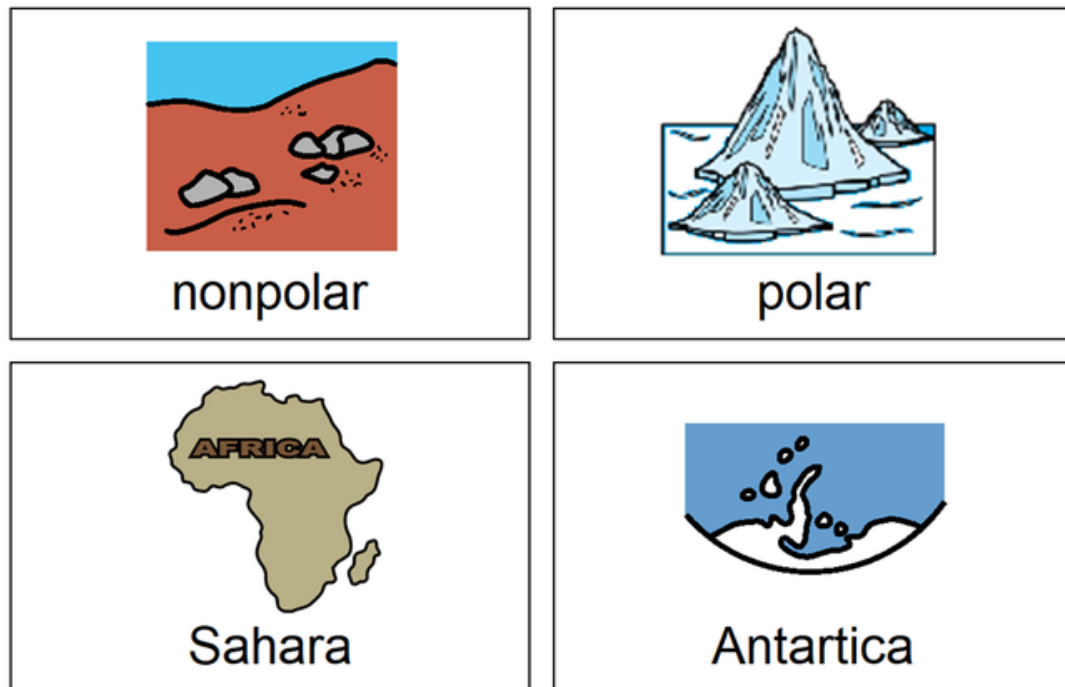
Place the following images in the empty squares on the previous page, completing the sudoku puzzle.


## Who am I cards


- Give each student a set of Who am I cards
- Various options/ways to play, but the goal is to have students hold up the card you are talking about. Sometimes there can be more than one correct answer
- Things you can do:
  - Hold up a vocabulary card
  - Show a page from the book
  - Point to a symbol on the vocabulary board
  - Verbally describe something about the tundra.
- Tell a story as though you were visiting the tundra.
  - What do you see?
  - What is the weather like?
  - What plants or animals do you see?
  - Where do you live?
  - What are you eating?

Christa Joy, Special Needs for Special Kids  
The Picture Communication Symbols ©1981-2019 by Tobii Dynavox. All Rights Reserved  
Worldwide. Used with permission. Boardmaker® is a trademark of Tobii Dynavox

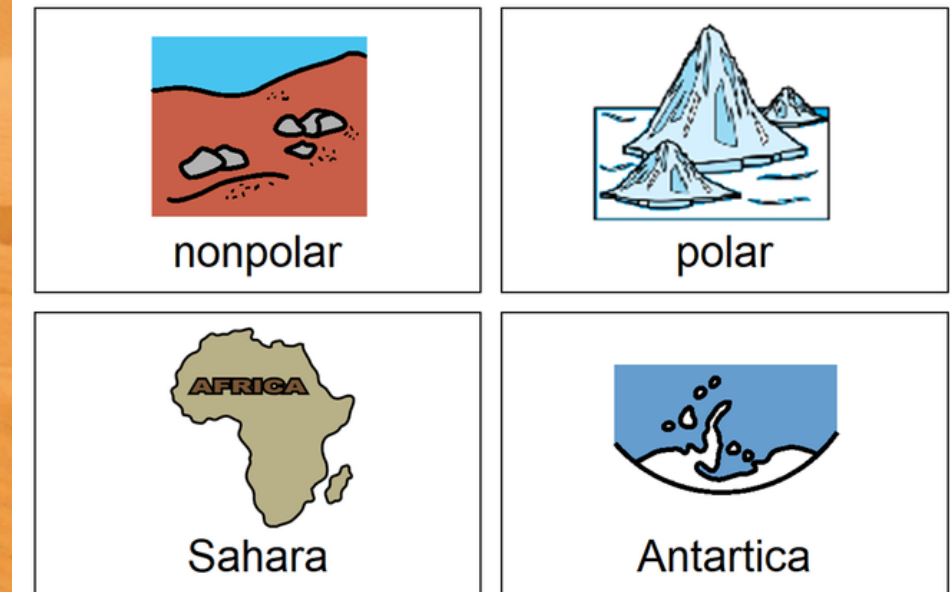
The Desert unit has group activities like Who Am I? game and Bingo cards.



Christa Joy, Special Needs for Special Kids  
The Picture Communication Symbols ©1981-2019 by Tobii Dynavox. All Rights Reserved  
Worldwide. Used with permission. Boardmaker® is a trademark of Tobii Dynavox



Christa Joy, Special Needs for Special Kids  
The Picture Communication Symbols ©1981-2021 by Tobii Dynavox. All Rights Reserved  
Worldwide. Used with permission. Boardmaker® is a trademark of Tobii Dynavox



Christa Joy, Special Needs for Special Kids  
The Picture Communication Symbols ©1981-2019 by Tobii Dynavox. All Rights Reserved  
Worldwide. Used with permission. Boardmaker® is a trademark of Tobii Dynavox





## Camel Fact sheet

❖ Camels live in the deserts in Africa and Asia.



❖ Camels have a split upper lip.



❖ Camels store water in the fat in their humps.



❖ Camels are used for transportation and carry loads.



❖ Camels are omnivores.



❖ Camels have long eyelashes to protect them from sand storms.



## Meerkat Fact sheet

❖ Meerkats live in the deserts in Africa.



❖ Meerkats use their tail to balance.



❖ Meerkats have long claws to dig with.



❖ Meerkats live in groups called mobs.



❖ Meerkats are omnivores.



❖ Meerkats are immune to scorpions.



The animal units come with fact sheets to review daily.

## Penguins



❖ Penguins are .



❖ Penguins  fly.



❖ Penguins live in .



❖ Penguins are very good at .




❖ Penguins eat  and drink .



❖ There are many  of penguins.



birds



cannot



Antartica



swimming



fish



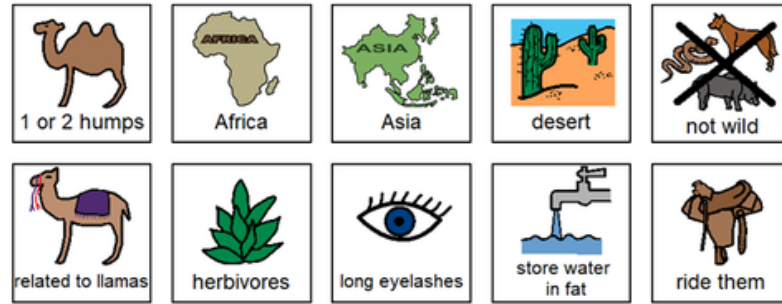
salt water




kinds

errorless

Cut apart pictures and place in circle map showing facts about camels.

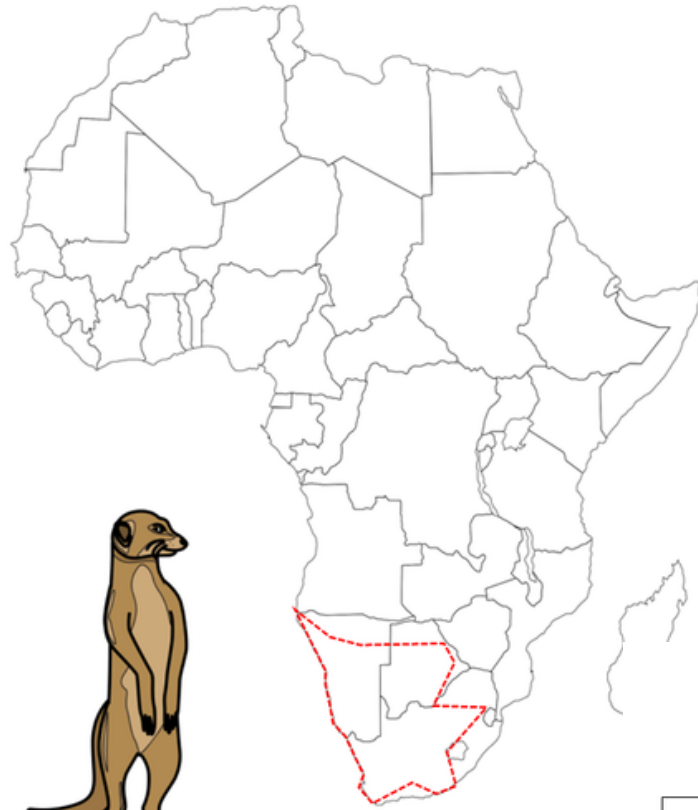


Cut apart pictures and place in circle map **ONLY IF** they relate to camels.



Each unit comes with circle maps to review the main facts from the book. There is an errorless version and a version with wrong answers mixed in.



















Color in the area in Africa where meerkats live.



Christa Joy, Special Needs for Special Kids  
The Picture Communication Symbols ©1981-2019 by Tobii Dynavox. All Rights Reserved  
Worldwide. Used with permission. Boardmaker® is a trademark of Tobii Dynavox

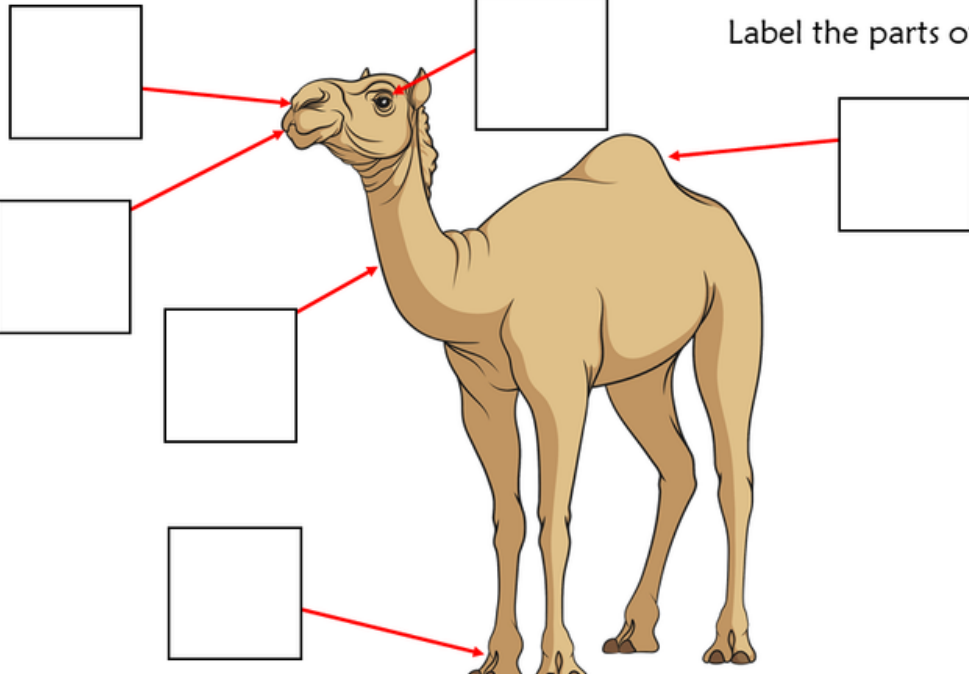
There is a mixture of other activities including group activities.







Penguins are birds and have feathers, sort the animals below according to what covers their bodies.

 feathers	 fur	 scales
 peacock	 polar bear	 bellbird
 killer whale	 gorilla	 cat
 chicken	 snake	 shark
 dog	 eagle	 fish
 dolphin	 bear	 penguin

Christa Joy, Special Needs for Special Kids The Picture Communication Symbols ©1981-2019 by Tobii Dynavox. All Rights Reserved Worldwide. Used with permission. Boardmaker® is a trademark of Tobii Dynavox

Label the parts of the camel.



					
---------------------------------------------------------------------------------------	---------------------------------------------------------------------------------------	---------------------------------------------------------------------------------------	---------------------------------------------------------------------------------------	---------------------------------------------------------------------------------------	---------------------------------------------------------------------------------------

Christa Joy, Special Needs for Special Kids  
The Picture Communication Symbols ©1981-2019 by Tobii Dynavox. All Rights Reserved Worldwide. Used with permission. Boardmaker® is a trademark of Tobii Dynavox

Each unit has fill-in-the-blank worksheets for review.

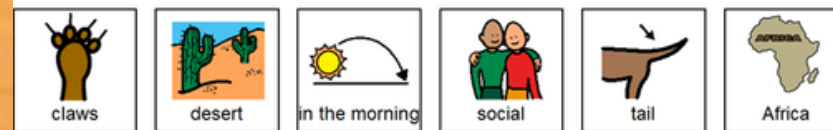
### Camels

1. Camels live and work in the .
2. Camels are found in  and .
3. Camels have long  to protect them in sandstorms.
4. Camels are related to .
5. Camels have a two wide toes that help them walk on the .



### Meerkats

1. Meerkats live in the  in .
2. Meerkats use their  to balance while standing.
3. Meerkats have long  used for digging.
4. Meerkats look for food  while it is still cool.
5. Meerkats are very  animals.



### Polar Deserts


1.  is the largest desert in the world.
2. Polar deserts are  all year long.
3. Antarctica is the  place on earth.
4.  and  live in polar deserts.
5. Only  live in Antarctica doing research.



1. Where are deserts found? (circle all)



2. What is a common plant found in the desert?




3. Deserts get less than 10 inches of what per year?



4. All deserts are:




5. What kind of storm occurs often in the desert?



# There is an assessment that comes in 3 versions.

Print onto cardstock or mount on index cards. Cut pictures apart and show student answer choices for each question.

Q 5



Q 6



1. Where are deserts found? (circle all)

- A. United States
- B. Africa
- C. China
- D. Antarctica
- E. South America
- F. Australia

2. What is a common plant found in the desert?

- A. Trees
- B. Cactus
- C. perennials

3. Deserts get less than 10 inches of what per year?

- A. Rain
- B. Snow
- C. Mud

4. All deserts are:


- A. Hot
- B. Cold
- C. Dry

5. What kind of storm occurs often in the desert?

- A. Hurricane
- B. Thunderstorm
- C. Dust storm

6. What is the largest desert on Earth?

- A. United States
- B. Antarctica
- C. Canada

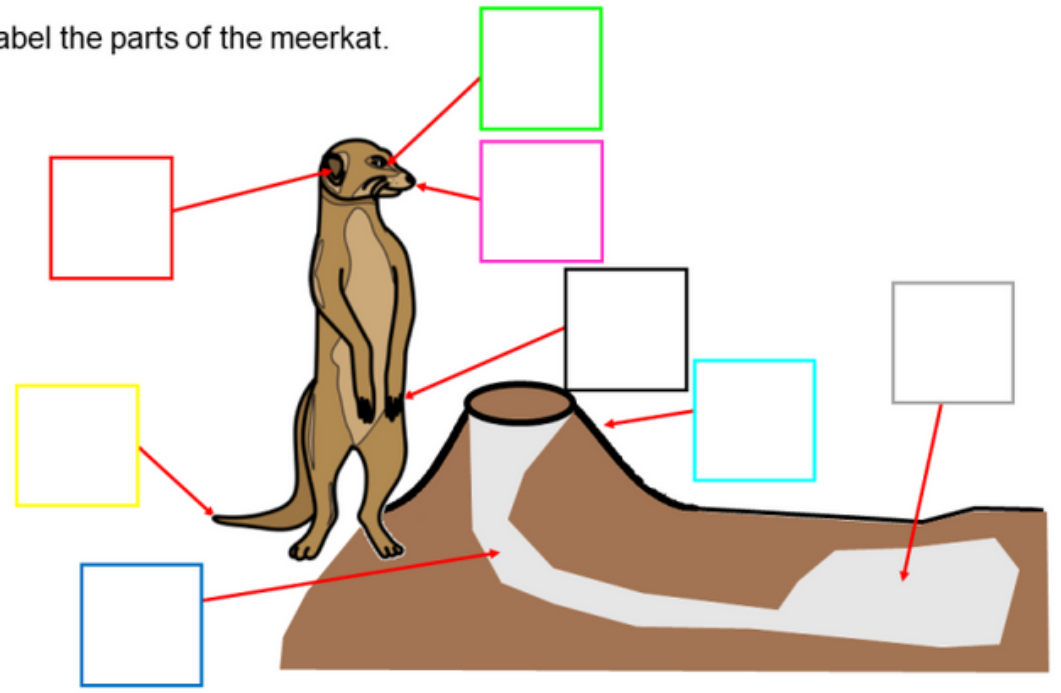


Place the picture in the circle map about camels.

1 or 2 humps	Africa	Asia	desert
not wild	related to llamas	herbivores	long eyelashes
store water in fat	ride them		

Christa Joy, Special Needs for Special Kids  
The Picture Communication Symbols © 1981-2019 by Tobii Dynavox. All Rights Reserved  
Worldwide. Used with permission. Boardmaker® is a trademark of Tobii Dynavox

Label the parts of the meerkat.



tunnel	chamber
black around eye	ear
tail	burrow
claws	nose

Christa Joy, Special Needs for Special Kids  
The Picture Communication Symbols © 1981-2019 by Tobii Dynavox. All Rights Reserved Worldwide. Used with permission. Boardmaker® is a trademark of Tobii Dynavox

The units come with digital activities as well. There are 2 sets of google slides. One is differentiated with color-coding for more support.

Make great independent work centers!!

I also have a resource that is an overview of the 4 terrestrial biomes

- Forests
- Grasslands
- Desert
- Tundra

**CLICK HERE**



I also have a unit on Saltwater and Freshwater Ecosystems

**CLICK HERE**

