

Special Ed



ALSO INCLUDES GOOGLE SLIDES



For students who:

- are emerging or non-readers
- take alternate assessments
- are in special education
- short-attention span
- lack pre-requisite skills
- benefit from the use of pictures for support
- middle/high school

Massachusetts for Special Education

By
Christa Joy
Special Needs for Special Kids



Table of Contents

Worksheet pages	Activity
4-5	Vocabulary board
6-11	Who am I cards
12-26	Bingo cards
27-30	Circle map
31-37	Id places on a map
38-40	Climate and geography maps
41-44	History Timeline
45-48	Natural resources sorting
59-54	Matching landmarks and people
55-57	Writing prompt
58-62	Close worksheets
63-73	Assessment
76-78	Chocolate Chip Cookies
79-80	Easy (break apart) cookies
81-82	Terms of use

Also included in this resource as separate files:

- Lesson plans
- Links and directions to digital activities
- PowerPoints **(these are the books in the lesson plan)**
- Voice recorded PowerPoint
- Activities in black and white

Christa Joy, Special Needs for Special Kids

The Picture Communication Symbols ©1981–2018 by Tobii Dynavox. All Rights Reserved
Worldwide. Used with permission. Boardmaker® is a trademark of Tobii Dynavox

This unit contains 2 weeks of material in print and digital formats. I have included a detailed lesson plan to help you make the most of everything in this unit including how to add some group activities.

This unit comes in 2 separate files, one in color and one in black and white.

Day 1

Activity	Notes	Materials
Read or listen to the book: Massachusetts week 1 (10 minutes)	<ul style="list-style-type: none">• Since this is the first-time students are seeing the book, I focus a lot on the pictures<ul style="list-style-type: none">◦ Ask lots of questions about what they might think the pictures mean or may relate to• Make connections between book and vocabulary board (have students find relevant symbols on their boards to go with a concept or photo on page.)• Go through the book twice, once just looking at the photos and a second time reading the story	<ul style="list-style-type: none">• Book• Vocabulary board
Vocabulary board I Spy Game (10 minutes)	<ul style="list-style-type: none">• I play this game, or variations of it the first few days• Since this is the first time playing this game, I make it easy. Hold up a symbol from the board, and have students find the matching one and point to it on their board	<ul style="list-style-type: none">• Vocabulary board cut apart• Vocabulary board
Circle Map (10 minutes)	<ul style="list-style-type: none">• Do the circle map on Massachusetts<ul style="list-style-type: none">◦ Choose the best version (errorless or not) depending on the learning level of your students◦ Students cut out symbols and place in circle map.• Make connections to the book as necessary	<ul style="list-style-type: none">• Circle map• Scissors• Glue
Sharing (10 minutes)	<ul style="list-style-type: none">• Each student shares their circle map with the group using the communication method of their choice• This repetition is so important. Students are hearing the relevant vocabulary when:<ul style="list-style-type: none">◦ Read the story◦ Review the vocabulary board◦ Complete the circle map◦ Share the circle map	<ul style="list-style-type: none">• Completed circle maps• Communication devices

10 days

The lesson plans contain:

- Overall tips for teaching students with significant needs
- A quick look at what you will do each day
- Detailed instructions on how that day's lesson should run



ChristaJoy, Special Needs for Special Kids
The Picture Communication Symbols ©1981-2018 by Tobii Dynavox. All Rights Reserved
Worldwide. Used with permission. Boardmaker® is a trademark of Tobii Dynavox

This unit comes with a vocabulary board.

Vocabulary boards are great for ALL students to assist with participation and engagement in group discussions.

Tips on how to use in the unit!!

(There are NO vocabulary cards in this unit.)

Another natural resource that comes out of this state is seafood. Their proximity to the ocean and other large bodies of water, make fishing an important resource and industry in this state.

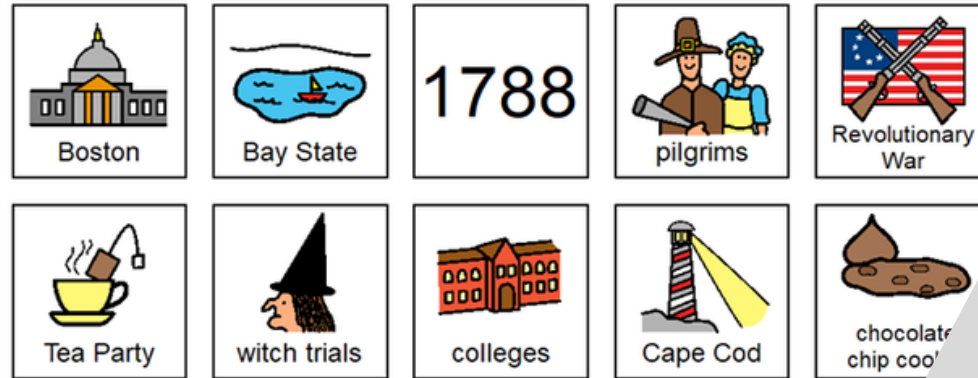


There are 2 books (one for each week) with simple text and engaging photos.

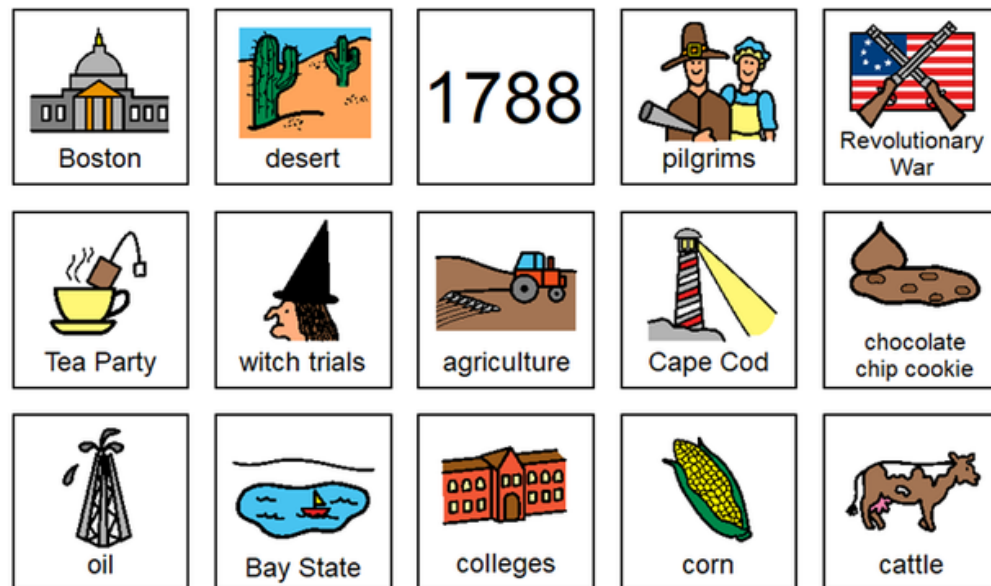
It comes in a PowerPoint version as well as an mp4 (movie) version.

Errorless version

Cut apart pictures and place in circle map about Massachusetts.



Cut apart pictures and place in circle map **ONLY IF** they relate to Massachusetts.



Chris
The Picture Communication
Worldwide. Used with p

There is a circle map reviewing some main facts about Massachusetts.

Circle maps are a great way for students to see the concept at a glance. There are 2 versions:

- One is errorless
- One has wrong answers mixed in students will have to set aside

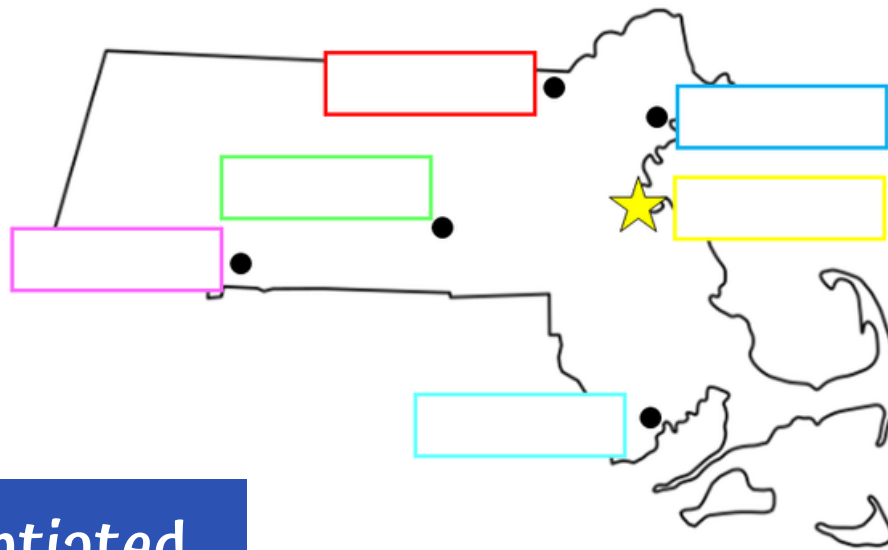
Color in the states using the key.

- Massachusetts red
- New York yellow
- Rhode Island pink
- Connecticut green
- Vermont orange
- New Hampshire blue



Christa Joy, Special Nee
The Picture Communication Symbols ©1981-21
Worldwide. Used with permission. Boardm

Label the cities in Massachusetts using the labels.



- | |
|-------------|
| Springfield |
| Worcester |
| Lowell |
| New Bedford |
| Salem |
| Boston |

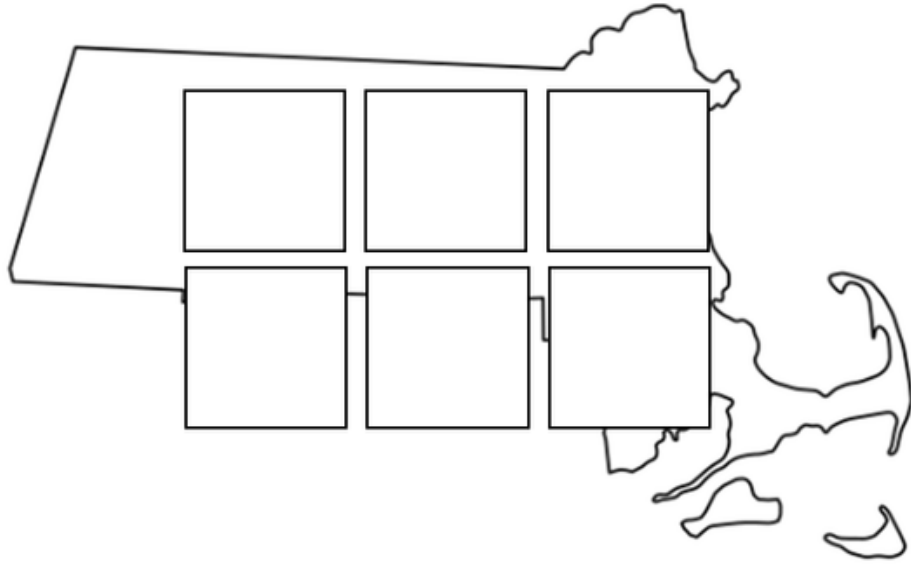
differentiated

Christa Joy, Special Needs for Special Kids
The Picture Communication Symbols ©1981-2018 by Tobii Dynavox. All Rights Reserved
Worldwide. Used with permission. Boardmaker® is a trademark of Tobii Dynavox

There are several maps to identify the state, surrounding states, and major cities.

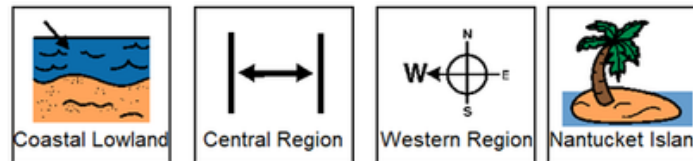
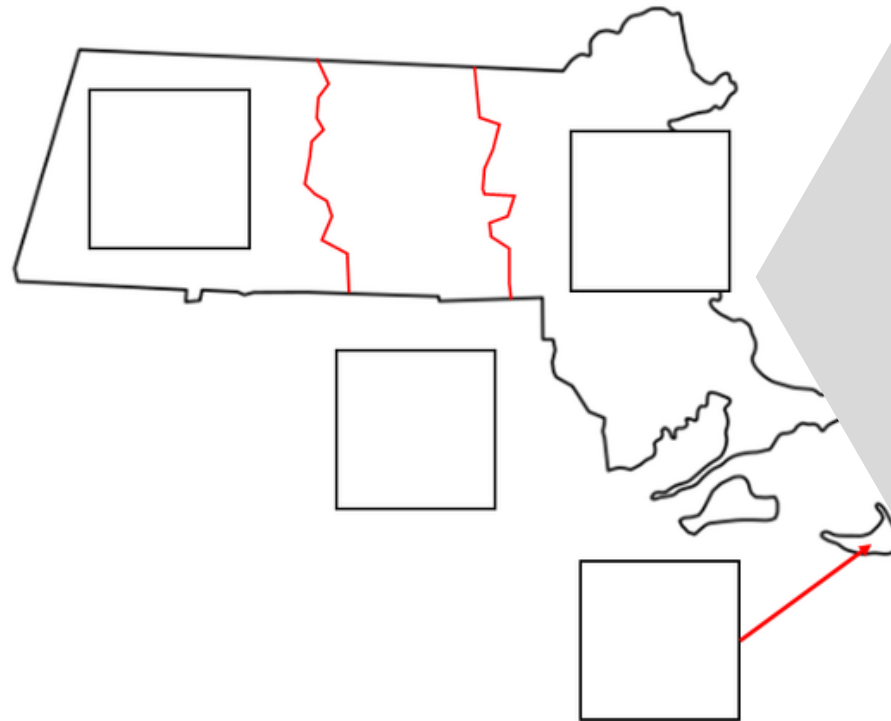
Differentiated versions are included.

What is the weather like in Massachusetts?



Christa Joy, Special Needs for Special Kids
The Picture Communication Symbols ©1981-2019 by Tobii Dynavox. All Rights Reserved Worldwide. Used with permission. Boardmaker® is a trademark of Tobii Dynavox

What is the geography of Massachusetts?



Christa Joy, Special Needs for Special Kids
The Picture Communication Symbols ©1981-2019 by Tobii Dynavox. All Rights Reserved Worldwide. Used with permission. Boardmaker® is a trademark of Tobii Dynavox

Students will identify how the climate and geography change across the state.

Massachusetts History

1620

1692


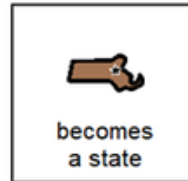
1770

1773

1775-
1783

1788

A horizontal timeline with six vertical tick marks corresponding to the years 1620, 1692, 1770, 1773, 1775-1783, and 1788. Below each tick mark is a large, empty rectangular box for students to write or draw.



Massachusetts History

Christa Joy, Special Needs for :
The Picture Communication Symbols ©1981-2019 by Tobii Dyna
permission. Boardmaker® is a tradema

1620

1692

1770

1773

1775-
1783

1788

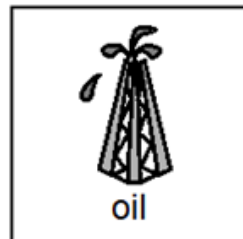



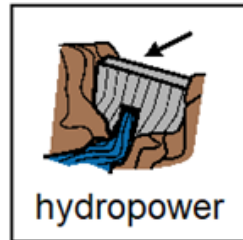


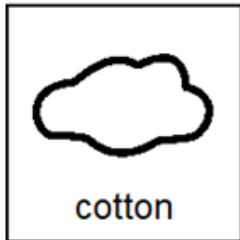

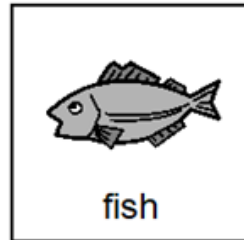
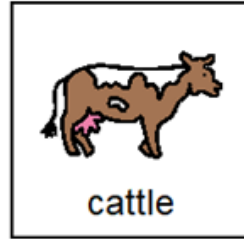
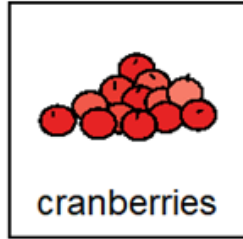
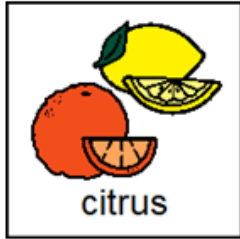
A horizontal timeline with six vertical tick marks corresponding to the years 1620, 1692, 1770, 1773, 1775-1783, and 1788. Below each tick mark is a colored rectangular box: red for 1620, yellow for 1692, blue for 1770, green for 1773, black for 1775-1783, and pink for 1788.



Christa Joy, Special Needs for Special Kids
The Picture Communication Symbols ©1981-2019 by Tobii Dyna
permission. Boardmaker® is a trademark of Tobii Dyna




Students will complete a timeline of the main events that have happened in this state's history. There is a color-coded version included (shown here).





Students will sort resources that do and do not come out of this state. These are covered in the books. Suggestions for differentiation are included.

What would you see at each landmark in Massachusetts?

 Plymouth	<input type="text"/>	 Boston	<input type="text"/>
 Boston	<input type="text"/>	 Lincoln	<input type="text"/>
 Salem	<input type="text"/>	 Salem	<input type="text"/>
 Paper House	<input type="text"/>	 Fenway Park	<input type="text"/>









Match the item to each landmark on the previous page.

 Gallows Hill Park	 House of 7 Gables	 Faneuil Hall	 paper piano
 Freedom Trail	 Minute Man	 Green Monster	 Plymouth Rock

What is each person from Massachusetts famous for?

John Adams	<input type="text"/>	John Quincy Adams	<input type="text"/>
John F Kennedy	<input type="text"/>	George HW Bush	<input type="text"/>
Benjamin Franklin	<input type="text"/>	Samuel Adams	<input type="text"/>
Susan B.	<input type="text"/>	Clara	<input type="text"/>

Match what each person is famous for on the previous page.

 president	 president	 president	 president
 Red Cross	 inventor	 Founding Father	 women's rights

Students will complete 2 matching activities that look at landmarks and famous people.

My trip

I traveled to Massachusetts, so I went to see

went with me.



We also went to see the



I got a

to remember my trip.

Visiting Massachusetts made me feel

Christa Joy, Special Needs for Special Kids The Picture Communication Symbols ©1981-2019 by Tobii Dynavox. All Rights Reserved Worldwide. Used with permission. Boardmaker® is a trademark of Tobii Dynavox.

 Plymouth	 Boston	 Faneuil Hall	 Salem	 Fenway Park
 parents	 grandparents	 best friend	 family	 classroom
 Paper House	 Gallows Hill Park	 House of 7 Gables	 Minute Man	 Freedom Trail
 scrapbook	 photo	 postcard	 keychain	 poster
 patriotic	 proud	 great	 thankful	 happy

Christa Joy, Special Needs for Special Kids The Picture Communication Symbols ©1981-2019 by Tobii Dynavox. All Rights Reserved Worldwide. Used with permission. Boardmaker® is a trademark of Tobii Dynavox.

There is a writing prompt for students to write about taking a trip to see Massachusetts. This is an errorless activity.

Who am I cards

- Give each student a set of Who am I cards
- Various options/ways to play, but the goal is to have students hold up the card you are talking about. Sometimes there can be more than one correct answer
- Things you can do:
 - Hold up a who am I card
 - Show a page from the book
 - Point to a symbol on the vocabulary board
 - Verbally describe something about Massachusetts.
- Tell a story as though you were visiting Massachusetts.
 - What do you see?
 - What is the weather like?
 - What plants or animals do you see?
 - Where do you live (city or country)?
 - What are you eating?
 - What sports teams are playing in your area?

Christa Jo
The Picture Communication Symbols
Worldwide. Used with permis



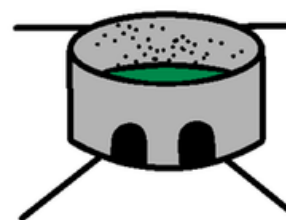
House of 7 Gables



Cape Cod



Paper House



Fenway Park

Group activity

















There are large cards and directions for playing a "Who am I?" group activity.

Bingo cards



- Included are 10 Bingo cards in color and 10 Bingo cards in BW.
- Place the cards in page protectors or laminate for long term use.
- **Cut one board apart to use as calling cards.**
- This is a great way to practice the new vocabulary included in this unit.
- Cut apart a set of the vocabulary cards to use as the calling cards.
- Options:
 - Show students the picture for them to match
 - Read the definition and see if students can find the matching picture
 - Work as teams
 - Vary the "winning" patterns.
 - Cover all
 - Cover corners
 - Row across or down
 - Cover the edges
 - Vary the ways to mark the card
 - Place in page protector or laminate and use dry erase markers
 - Stickers
 - Post-it notes
 - Dot markers

Massachusetts





 USS Constitution	 Green Monster	 volleyball	 biotechnology
 Harvard	 Irish	 House of 7 Gables	 Cape Cod
 flag	 cranberries	 Boston	 Plymouth
 Donuts	 Chocolate chip	 Faneuil Hall	 Revolutionary War

Group activity

There are 10 color and 10 black and white Bingo cards included plus 10 different ways to use them and play Bingo. There are calling cards included. This is a great way to review vocabulary.

Christa Joy, Special Needs
The Picture Communication Symbols ©1981-2021
Worldwide. Used with permission. Boardmaker

Christa Joy, Special Needs for Special Kids
The Picture Communication Symbols ©1981-2021 by Christa Joy. All Rights Reserved.
Worldwide. Used with permission. Boardmaker is a trademark of Tobii Dynavox.

 Revolutionary War	 Plymouth Rock
 Boston	 House of 7 Gables

Special Kids
Tobii Dynavox. All Rights Reserved
a trademark of Tobii Dynavox

Calling cards included

Massachusetts (week 1)

1. is the capital of Massachusetts.
2. Massachusetts became a state in .
3. Massachusetts was where the started.
4. Massachusetts is the second largest producer of .
5. is one of the main industries in Massachusetts.




Revolutionary War



1788



biotechnology



cranberries



Boston

Massachusetts (week 2)

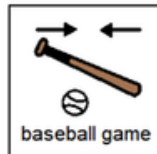
1. Plymouth Rock is where the landed.
2. People who were thought to be .
3. You can watch a at Fenway Park.
4. The sport of was invented in Massachusetts.
5. The was invented at Tollhouse Inn in Massachusetts.



volleyball



Mayflower



baseball game



chocolate chip cookie



witches

Close worksheets are a great informal assessment. This unit has one for each week. Suggestions for differentiation are included.

Answer key included.

1. What is the capital of Massachusetts?



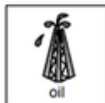
2. Which war started in Massachusetts?



3. Where do people believe the Mayflower first landed?



4. What did the colonists dump into the Boston Harbor in protest?



5. What type of weather can occur in Massachusetts because it is bordered by the ocean?

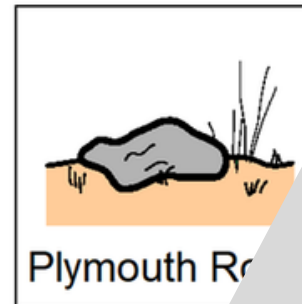


- What is the capital of Massachusetts?
 - Washington, DC
 - Salem
 - Boston
- Which war started in Massachusetts?
 - Revolutionary War
 - Civil War
 - World War
- Where do people believe the Mayflower first landed?
 - Fenway Park
 - House of 7 Gables
 - Plymouth Rock
- What did the colonists dump into the Boston Harbor in protest?
 - Oil
 - Tea
 - Rifles
- What type of weather can occur in Massachusetts because it is bordered by the ocean?
 - Hurricanes
 - Tornado
 - Blizzard
- Circle the industries and natural resources we get from Massachusetts.

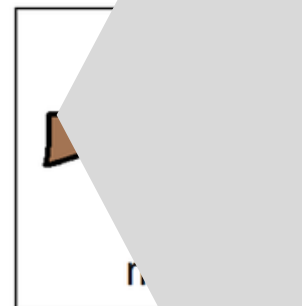
A. Cranberries	D. Education
B. Corn	E. Biotechnology
C. Fish	F. Solar Power

Print onto cardstock or mount on index cards. Cut pictures apart and show student answer choices for each question.

Q 3



Q 4



FINALLY the assessment!! There are 3 versions.

- 10 questions with 3 picture choices for each question
- cut out the answer choices and glue them on index cards
- traditional multiple choice







Answer key included.

Ingredient Labels

 butter	 egg
 flour	 brown sugar
 baking soda	 vanilla

Christa Joy, Special Needs for Special Kids The Picture Communication Symbols ©1981-2019 by Tobii Dynavox. All Rights Reserved Worldwide. Used with permission. Boardmaker® is a trademark of Tobii Dynavox

Group activity

 oven	1. Preheat oven to 350			
 mix	2. Mix	2		<input type="checkbox"/>
		3/4		<input type="checkbox"/>
		3/4		<input type="checkbox"/>
 mix	3. Add	2		<input type="checkbox"/>
		1		<input type="checkbox"/>

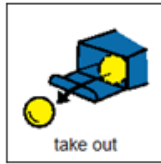
Christa Joy, Special Needs for Special Kids The Picture Communication Symbols ©1981-2019 by Tobii Dynavox. All Rights Reserved Worldwide. Used with permission. Boardmaker® is a trademark of Tobii Dynavox

Included is a simple picture recipe for Chocolate Chip Cookies (invented in Massachusetts). This will wrap up this 2 week unit.

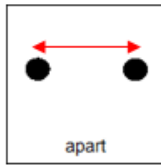
Group activity



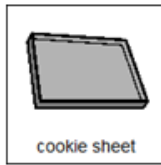
1. Preheat oven to 350



2. Take cookies out of box



3. Break apart



4. Place each cookie on cookie sheet



5. Place in oven



6. Wait, then eat

There is also an optional simple recipe for break-apart cookies.



Massachusetts

Week 2

By Christa Jo

This unit also includes digital versions of the activities.

Students can watch a movie book version of the book rather than printing it out.

Great for review

I traveled to Massachusetts, so I went to see

went with me.



We also went to see the



I got a to remember my trip.















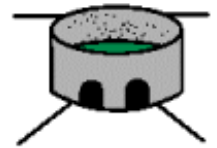

Visiting Massachusetts made me feel .

Choose a picture to complete each sentence.

 Plymouth	 Boston	 Faneuil Hall	 Salem	 Fenway Park
 parents	 grandparents	 best friend	 family	
 Paper House	 Gallows Hill Park	 House of 7 Gables	 Minute Man	
 scrapbook	 photo	 postcard	 keychain	 poster
 patriotic	 proud	 great	 thankful	 happy

Each activity is set up so students can click and drag answers. No typing is required.

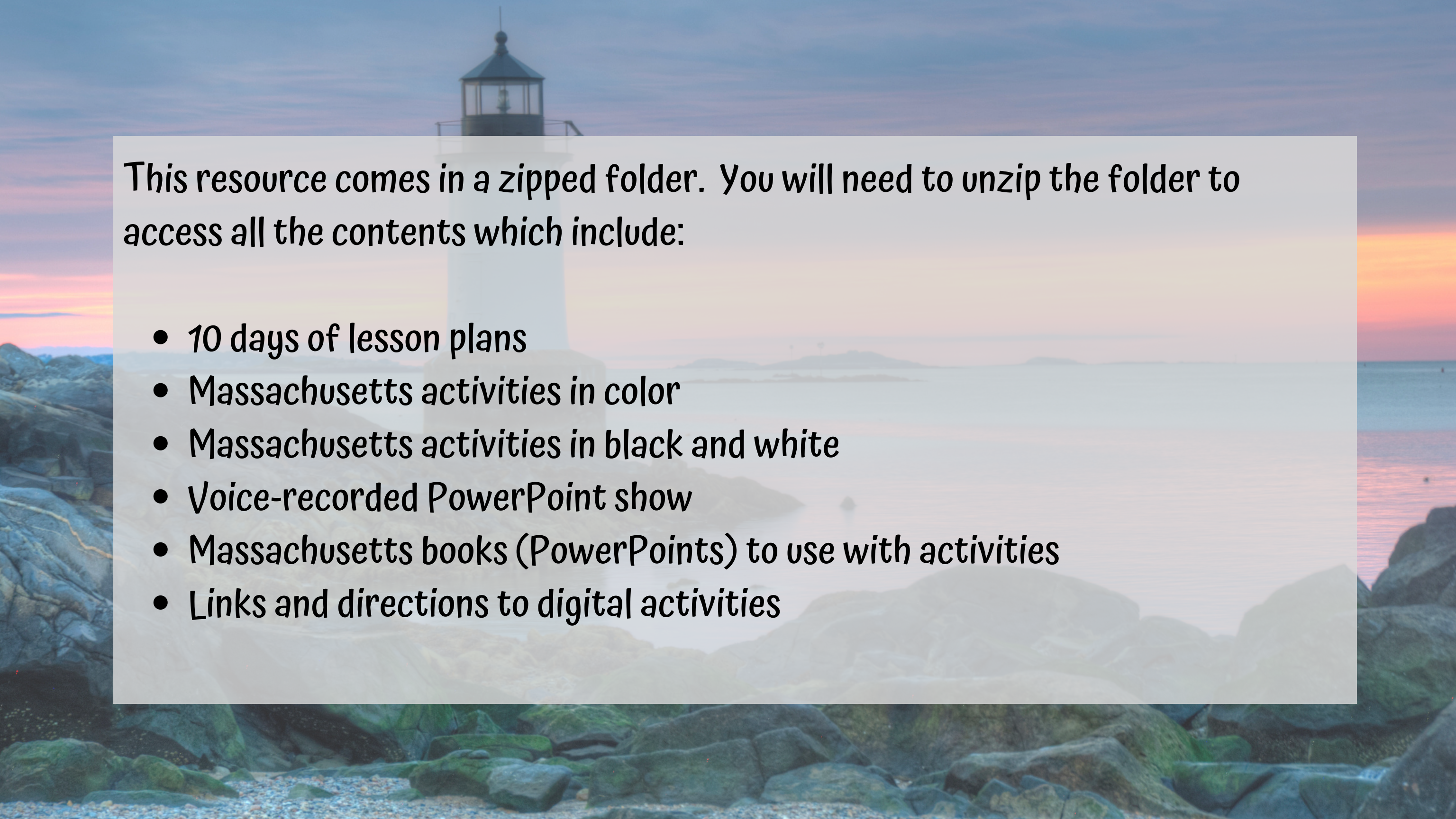
Perfect for every learning level

 Plymouth		 Boston	
 Boston		 Lincoln	
 Salem		 Salem	
 Paper House		 Fenway Park	

What would you see at each of these landmarks in Massachusetts?


 Gallows Hill Park	 House of 7 Gables	 Faneuil Hall
 paper piano	 Freedom Trail	 Plymouth Rock
 Green Monster	 Plymouth Rock	

The second set of slides uses color for differentiation and extra support for students who may need it. Mix and match slides from both sets to make the perfect set for each student.

A lighthouse stands on a rocky shore at sunset. The sky is a mix of blue, orange, and pink, and the water is calm. The lighthouse is white with a dark top section. The foreground is filled with large, dark rocks.

This resource comes in a zipped folder. You will need to unzip the folder to access all the contents which include:

- ***10 days of lesson plans***
- ***Massachusetts activities in color***
- ***Massachusetts activities in black and white***
- ***Voice-recorded PowerPoint show***
- ***Massachusetts books (PowerPoints) to use with activities***
- ***Links and directions to digital activities***

A lighthouse stands on a rocky shore at sunset. The sky is a mix of blue, orange, and pink, and the water is calm. The lighthouse is white with a dark top section.

Starting in August 2023, I am starting on a project to create a 2-week unit for each state.

I am doing these in order of popularity.

If you would like me to do a unit on your state, send me an email at specialneedsforspecialkids@gmail.com. I will add it to the list.

I do plan to complete all the states at a rate of 1 per week.