

Special Ed

MAINE



ALSO INCLUDES GOOGLE SLIDES

Special Needs for Special Kids



For students who:

- are emerging or non-readers
- take alternate assessments
- are in special education
- short-attention span
- lack pre-requisite skills
- benefit from the use of pictures for support
- middle/high school

Maine for Special Education

By
Christa Joy
Special Needs for Special Kids



Table of Contents

Worksheet pages	Activity
4-5	Vocabulary board
6-11	Who am I cards
12-26	Bingo cards
27-30	Circle map
31-37	Id places on a map
38-40	Climate and geography maps
41-44	History Timeline
45-48	Natural resources sorting
59-54	Matching landmarks and people
55-57	Writing prompt
58-62	Close worksheets
63-73	Assessment
74-78	Blueberry Muffins
79-80	Terms of use

Also included in this resource as separate files:

- Lesson plans
- Links and directions to digital activities
- PowerPoints **(these are the books in the lesson plan)**
- Voice recorded PowerPoint
- Activities in black and white

This unit contains 2 weeks of material in print and digital formats. I have included a detailed lesson plan to help you make the most of everything in this unit including how to add some group activities.

This unit comes in 2 separate files, one in color and one in black and white.

Day 1

Activity	Notes	Materials
Read or listen to the book: Maine week 1 (10 minutes)	<ul style="list-style-type: none">• Since this is the first-time students are seeing the book, I focus a lot on the pictures<ul style="list-style-type: none">◦ Ask lots of questions about what they might think the pictures mean or may relate to• Make connections between book and vocabulary board (have students find relevant symbols on their boards to go with a concept or photo on page.)• Go through the book twice, once just looking at the photos and a second time reading the story	<ul style="list-style-type: none">• Book• Vocabulary board
Vocabulary board I Spy Game (10 minutes)	<ul style="list-style-type: none">• I play this game, or variations of it the first few days• Since this is the first time playing this game, I make it easy. Hold up a symbol from the board, and have students find the matching one and point to it on their board	<ul style="list-style-type: none">• Vocabulary board cut apart• Vocabulary board
Circle Map (10 minutes)	<ul style="list-style-type: none">• Do the circle map on Maine<ul style="list-style-type: none">◦ Choose the best version (errorless or not) depending on the learning level of your students◦ Students cut out symbols and place in circle map.• Make connections to the book as necessary	<ul style="list-style-type: none">• Circle map• Scissors• Glue
Sharing (10 minutes)	<ul style="list-style-type: none">• Each student shares their circle map with the group using the communication method of their choice• This repetition is so important. Students are hearing the relevant vocabulary when:<ul style="list-style-type: none">◦ Read the story◦ Review the vocabulary board◦ Complete the circle map◦ Share the circle map	<ul style="list-style-type: none">• Completed circle maps• Communication devices

10 days

The lesson plans contain:

- Overall tips for teaching students with significant needs
- A quick look at what you will do each day
- Detailed instructions on how that day's lesson should run



Christa Joy, Special Needs for Special Kids
 The Picture Communication Symbols ©1981–2018 by Tobii Dynavox. All Rights Reserved
 Worldwide. Used with permission. Boardmaker® is a trademark of Tobii Dynavox

This unit comes with a vocabulary board.

Vocabulary boards are great for ALL students to assist with participation and engagement in group discussions.

Tips on how to use in the unit!!

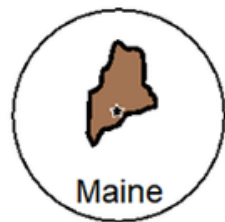
(There are NO vocabulary cards in this unit.)

Here are a few fun facts you might not know about Maine. The state flower for Maine, is not actually a flower at all but a pinecone. The White Pine Cone and Tassel is the state flower and the Black-capped Chickadee is the state bird.



There are 2 books (one for each week) with simple text and engaging photos.

It comes in a PowerPoint version as well as an mp4 (movie) version.



Errorless version

Cut apart pictures and place in circle map about Maine.



Cut apart pictures and place in circle map **ONLY IF** they relate to Maine.



Christa Joy, Special Education
The Picture Communication Symbols ©11
Worldwide. Used with permission. Bc

There is a circle map reviewing some main facts about Maine.

Circle maps are a great way for students to see the concept at a glance. There are 2 versions:

- One is errorless
- One has wrong answers mixed in students will have to set aside

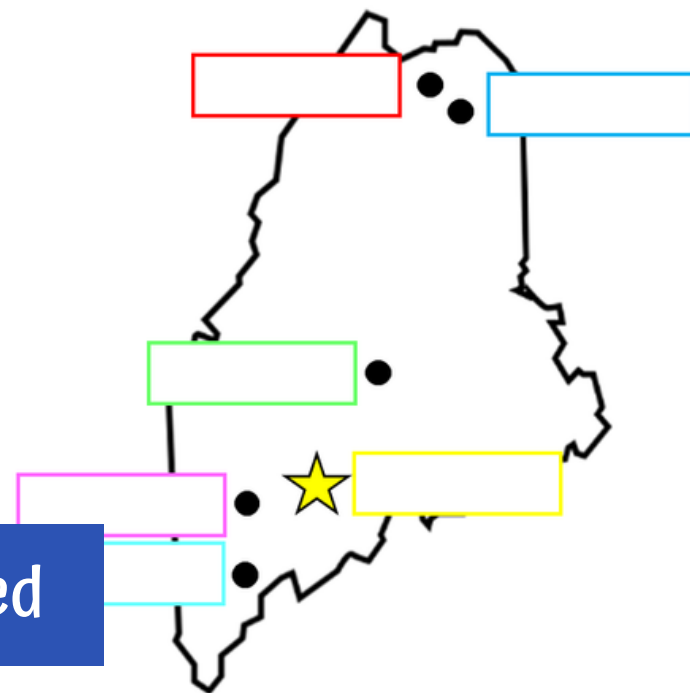
Color in the states using the key.

- Maine red
- New Hampshire yellow



Christa Joy, Special Needs for Spe
The Picture Communication Symbols ©1981–2018 by Tobii
Worldwide. Used with permission. Boardmaker® is a

Label the cities in Maine using the labels.



- Caribou
- Bangor
- Presque Isle
- Lewiston
- Augusta
- Portland

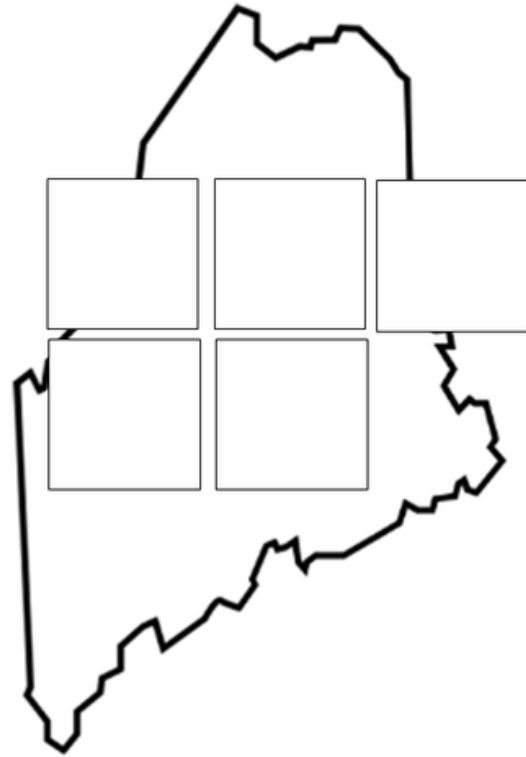
differentiated

Christa Joy, Special Needs for Special Kids
The Picture Communication Symbols ©1981–2018 by Tobii Dynavox. All Rights Reserved
Worldwide. Used with permission. Boardmaker® is a trademark of Tobii Dynavox

There are several maps to identify the state, surrounding states, and major cities.

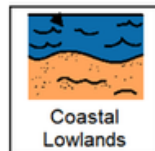
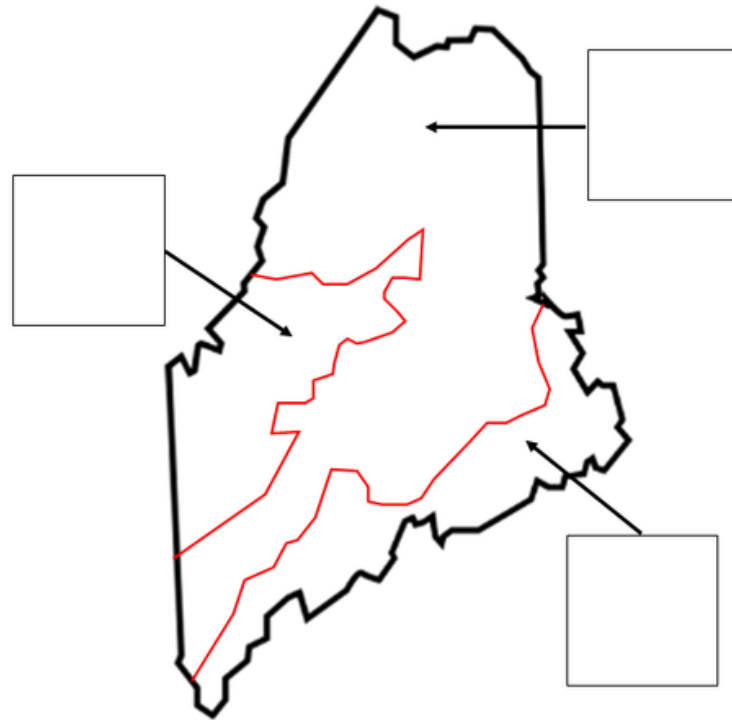
Differentiated versions are included.

What is the climate like in Maine?



Christa Joy, Special Needs for Special Kids
The Picture Communication Symbols ©1981-2019 by Tobii Dynavox. All Rights Reserved Worldwide. Used with permission. Boardmaker® is a trademark of Tobii Dynavox.

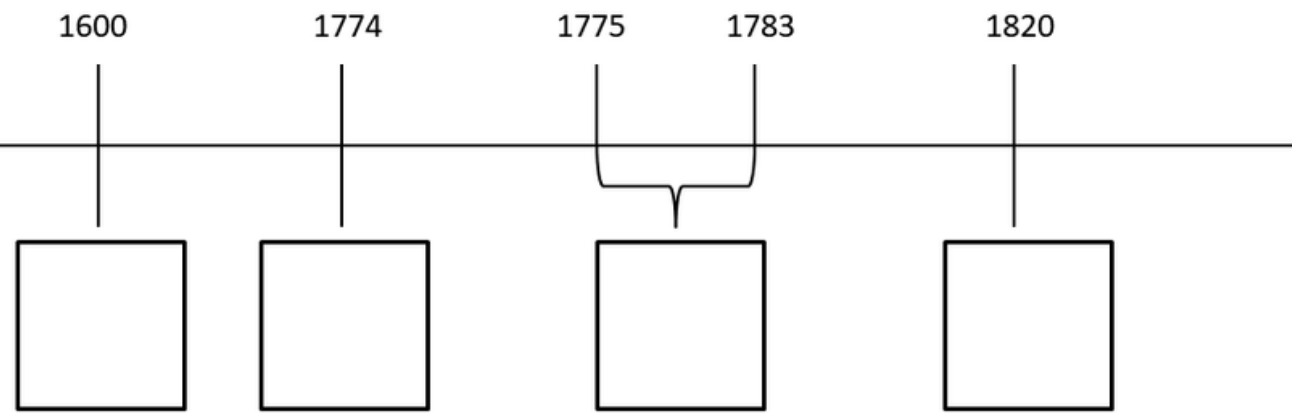
What is the geography like in Maine?



Christa Joy, Special Needs for Special Kids
The Picture Communication Symbols ©1981-2019 by Tobii Dynavox. All Rights Reserved Worldwide. Used with permission. Boardmaker® is a trademark of Tobii Dynavox.

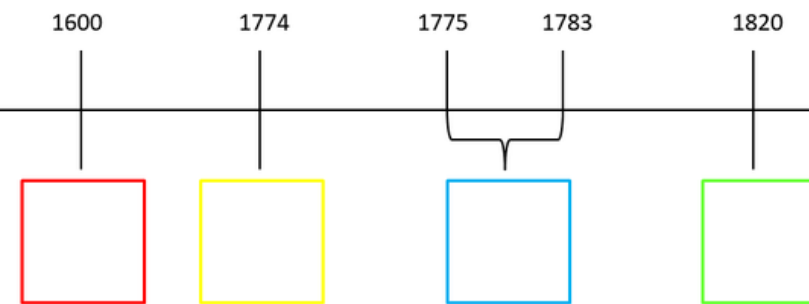
Students will identify how the climate and geography change across the state.

Maine History



Christa Joy, Special Needs for Special Kids
The Picture Communication Symbols ©1981-2019 by Tobii Dynavox. All Rights Reserved Worldwide. Used with permission. Boardmaker® is a trademark of Tobii Dynavox

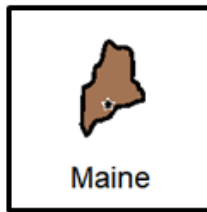
Maine History



Christa Joy, Special Needs for Special Kids
The Picture Communication Symbols ©1981-2019 by Tobii Dynavox. All Rights Reserved Worldwide. Used with permission. Boardmaker® is a trademark of Tobii Dynavox

Students will complete a timeline of the main events that have happened in this state's history. There is a color-coded version included (shown here).





Maine








NOT Maine









 wood	 technology	 citrus	 mining
 bananas	 cars	 paper	 toothpicks
 syrup	 blueberries	 oil	 coconut
 coal	 corn	 broccoli	 lobster

Students will sort resources that do and do not come out of this state. These are covered in the books. Suggestions for differentiation are included.

What would you see at each landmark in Maine?

 Acadia National Park	<input type="text"/>	 Cape Elizabeth	<input type="text"/>
 Kennebunkport	<input type="text"/>	 Sardine Museum	<input type="text"/>
 Maine Maritime Museum	<input type="text"/>	 Coastal Maine Botanical Gardens	<input type="text"/>
 Umbrella Museum	<input type="text"/>	 Cryptozoology Museum	<input type="text"/>







Match the item to each landmark on the previous page.

 Loch Ness Monster	 roses	 lighthouse	 sardines
 umbrella sleeve	 sailing history	 hiking trails	 shops

What is each person from Maine famous for?

Milton Bradley	<input type="text"/>	Patrick Dempsey	<input type="text"/>
Stephen King	<input type="text"/>	Henry Wadsworth Longfellow	<input type="text"/>
Nelson Rockefeller	<input type="text"/>	Andrew Wyeth	<input type="text"/>

Match what each person is famous for on the previous page.

 Vice President	 actor	 painter
 writer	 poet	 games

Students will complete 2 matching activities that look at landmarks and famous people.

My trip

I traveled to Maine, so I went to see

went with me.



We also went to see the

I got a

to remember my trip.

Visiting Maine made me feel

Christa Joy, Special Needs for Special Kids The Picture Communication Symbols ©1981-2019 by Tobii Dynavox. All Rights Reserved Worldwide. Used with permission. Boardmaker® is a trademark of Tobii Dynavox

 Acadia National Park	 Cape Elizabeth	 Kennebunkport	 Coastal Maine Botanical Gardens	 the Maritime Museum
 parents	 grandparents	 best friend	 family	 class
 Sardine Museum	 Portland Head Light	 Umbrella Museum	 Cryptozoology Museum	 Art Museum
 scrapbook	 photo	 postcard	 keychain	 poster
 patriotic	 proud	 great	 thankful	 happy

Christa Joy, Special Needs for Special Kids The Picture Communication Symbols ©1981-2019 by Tobii Dynavox. All Rights Reserved Worldwide. Used with permission. Boardmaker® is a trademark of Tobii Dynavox

There is a writing prompt for students to write about taking a trip to see Maine. This is an errorless activity.

Who am I cards

- Give each student a set of Who am I cards
- Various options/ways to play, but the goal is to have students hold up the card you are talking about. Sometimes there can be more than one correct answer
- Things you can do:
 - Hold up a who am I card
 - Show a page from the book
 - Point to a symbol on the vocabulary board
 - Verbally describe something about Maine.
- Tell a story as though you were visiting Maine.
 - What do you see?
 - What is the weather like?
 - What plants or animals do you see?
 - Where do you live (city or country)?
 - What are you eating?



Portland Head Light



Acadia National park



Botanical Gardens



Art Museum

Group activity










There are large cards and directions for playing a "Who am I?" group activity.

Bingo cards







- Included are 10 Bingo cards in color and 10 Bingo cards in BW.
- Place the cards in page protectors or laminate for long term use.
- **Cut one board apart to use as calling cards.**
- This is a great way to practice the new vocabulary included in this unit.
- Cut apart a set of the vocabulary cards to use as the calling cards.
- Options:
 - Show students the picture for them to match
 - Read the definition and see if students can find the matching picture
 - Work as teams
 - Vary the "winning" patterns.
 - Cover all
 - Cover corners
 - Row across or down
 - Cover the edges
 - Vary the ways to mark the card
 - Place in page protector or laminate and use dry erase markers
 - Stickers
 - Post-it notes
 - Dot markers

Maine

 Maritime Museum	 Loch Ness Monster	 toothpicks	 pine tree
 pinecone	 French-American	 Stephen King's House	 lighthouse
 flag	 blueberries	 Augusta	 Acadia P
 moose	 lobster	 wood	 Maine

Group activity

There are 10 color and 10 black and white Bingo cards included plus 10 different ways to use them and play Bingo. There are calling cards included. This is a great way to review vocabulary.

 blueberries	 lighthouse
 pinecone	 pine tree

Calling cards included

Maine (week 1)

1. is the capital of Maine.
2. Maine became a state in .
3. Maine is known as the State.
4. Maine is the largest producer of .
5. 90% of Maine is covered with .



Maine (week 2)

1. Portland Head Light is the oldest in Maine.
2. is one of the most visited parks in Maine.
3. A large number of live in Maine.
4. The state flower of Maine is actually a .
5. There are more living in Maine than in any other state.



Close worksheets are a great informal assessment. This unit has one for each week. Suggestions for differentiation are included.

Answer key included.

1. What is the capital of Maine?




2. Maine is know as the _____ state.



3. What did the colonists burn in protest of British taxes?



4. What covers most of Maine?



5. Maine is the second largest producer of what?




- What is the capital of Maine?
 - Augusta
 - Portland
 - Bangor
- Maine is know as the _____ state.
 - Lighthouse
 - Lobster
 - Pine tree
- What did the colonists burn in protest of British taxes?
 - Flag
 - Tea
 - Trees
- What covers most of Maine?
 - Forest
 - Swamp
 - Desert
- Maine is the second largest producer of what?
 - Walnuts
 - Blueberries
 - Watermelon
- Circle the industries and natural resources we get from Maine.



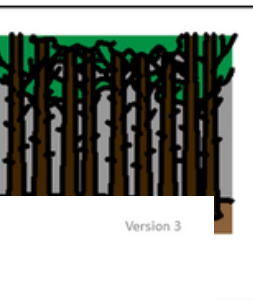
A. Wood	D. banana
B. Blueberries	E. oil
C. Lobster	F. toothpicks

Print onto cardstock or mount on index cards. Cut pictures apart and show student answer choices for each question.

Q 3



Q 4











FINALLY the assessment!! There are 3 versions.

- 10 questions with 3 picture choices for each question
- cut out the answer choices and glue them on index cards
- traditional multiple choice

Answer key included.

Group activity

Ingredient Labels

 flour	 sugar	 baking powder
 salt	 egg	 milk
 butter	 blueberries	

Christa Joy, Special Needs for Special Kids
The Picture Communication Symbols ©1981-2021 by Tobii Dynavox. All Rights Reserved
Worldwide. Used with permission. Boardmaker® is a trademark of Tobii Dynavox

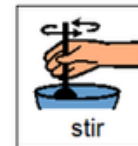
Recipe







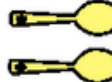



1. Preheat oven to 375



2. Grease muffin tin



3. Mix in bowl 1:

 2 cups	 flour	<input type="checkbox"/>
 1 tablespoon	 baking powder	<input type="checkbox"/>
 2 tablespoons	 sugar	<input type="checkbox"/>
 1/2 teaspoon	 salt	<input type="checkbox"/>

Christa Joy, Special Needs for Special Kids
The Picture Communication Symbols ©1981-2021 by Tobii Dynavox. All Rights Reserved
Worldwide. Used with permission. Boardmaker® is a trademark of Tobii Dynavox

Included is a simple picture recipe for blueberry muffins. This will wrap up this 2 week unit.

Maine

This unit also includes digital versions of the activities.

Students can watch a movie book version of the book rather than printing it out.

Week 1

By Christa Joy

Great for review

6. Circle the industries and natural resources we get from Maine.



7. Circle the landmarks you might see when you visit Maine.




8. What is studied at the Cryptozoology Museum?




9. What animal do you find in Maine in more than any other state?



10. True or False. Agriculture is an important industry in Maine.



Circle the correct answer.



Each activity is set up so students can click and drag answers. No typing is required.

Perfect for every learning level



Sort pictures into correct column depending on if it is a resource that comes from Maine or not. If you are not sure or think it could be both, place it on the middle line.

 mining	 technology	 lobster	
 toothpicks	 blueberries	 citrus	
 bananas	 cars	 paper	
 coconut	 coal	 corn	 broccoli

The second set of slides uses color for differentiation and extra support for students who may need it. Mix and match slides from both sets to make the perfect set for each student.

This resource comes in a zipped folder. You will need to unzip the folder to access all the contents which include:

- *10 days of lesson plans*
- *Maine activities in color*
- *Maine activities in black and white*
- *Voice-recorded PowerPoint show*
- *Maine books (PowerPoints) to use with activities*
- *Links and directions to digital activities*



Starting in August 2023, I am starting on a project to create a 2-week unit for each state.

I am doing these in order of popularity.

If you would like me to do a unit on your state, send me an email at specialneedsforspecialkids@gmail.com. I will add it to the list.

I do plan to complete all the states at a rate of 1 per week.