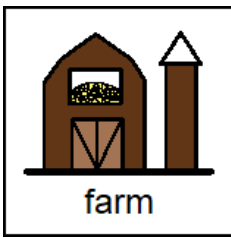
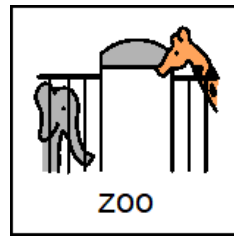


Farm and Zoo Animal sorting – Chapter 12

- Students will sort animals that they would normally find on a farm or in a zoo.
- You can use the images provided, or have students look through magazines or other materials to find their own images.
- To differentiate, use color-coding.
 - To read more about color coding:
<https://specialneedsforspecialkids.org/2015/09/05/using-color-coding-for-differentiation/>
- For the most advanced students, simply give them the sorting template without any picture choices and have them label animals on their own for each column.




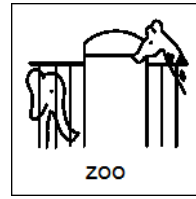
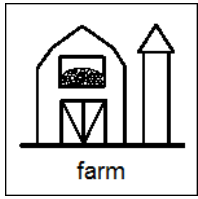
farm




zoo

Farm/Zoo Animal Sort: Cut apart the pictures and sort into correct column on previous page.





Farm/Zoo Animal Sort: Cut apart the pictures and sort into correct column on previous page.



Find more here....

- This activity comes from the novel study for Charlotte's Web.
- From TPT store [CLICK HERE](#)
- From my website/blog [CLICK HERE](#)
- You can always reach me at:
specialneedsforspecialkids@gmail.com