

Special Ed



ALSO INCLUDES GOOGLE SLIDES

Special Needs for Special Kids



For students who:

- are emerging or non-readers
- take alternate assessments
- are in special education
- short-attention span
- lack pre-requisite skills
- benefit from the use of pictures for support
- middle/high school

Wisconsin

for Special Education

By
Christa Joy
Special Needs for Special Kids



Table of Contents

Worksheet pages	Activity
4-5	Vocabulary board
6-11	Who am I cards
12-26	Bingo cards
27-30	Circle map
31-37	Id places on a map
38-40	Climate and geography maps
41-44	Timeline
45-48	Natural resources sorting
49-54	Matching landmarks and people
55-57	Writing prompt
58-62	Close worksheets
63-73	Assessment
74-77	Wisconsin Cheese Dip
78-79	Terms of use

Also included in this resource as separate files:

- Lesson plans
- Links and directions to digital activities
- PowerPoints **(these are the books in the lesson plan)**
- Voice recorded PowerPoint
- Activities in black and white

This unit contains 2 weeks of material in print and digital formats. I have included a detailed lesson plan to help you make the most of everything in this unit including how to add some group activities.

This unit comes in 2 separate files, one in color and one in black and white.

Day 3

Activity	Notes	Materials
Read or listen to the book: Wisconsin Week 1 (10 minutes)	<ul style="list-style-type: none"> • Read through the story, asking lots of questions • Continue to make connections between book and vocabulary board 	<ul style="list-style-type: none"> • Book • Vocabulary board
Who am I activity (10 minutes) <i>***DIRECTIONS ON HOW TO PLAY***</i>	<ul style="list-style-type: none"> • Give each student a set of Who am I cards • Various options/ways to play, but the goal is to have students hold up the card you are talking about. Sometimes there can be more than one correct answer • Things you can do: <ul style="list-style-type: none"> ○ Hold up a vocabulary card ○ Show a page from the book ○ Point to a symbol on the vocabulary board ○ Verbally describe something about that card • Tell a story as though you were that symbol. Where are you? What do you look like? What colors are you? What are holding? 	<ul style="list-style-type: none"> • Who am I cards (2 sets)
Maps review (5 minutes)	<ul style="list-style-type: none"> • Review the maps completed yesterday 	<ul style="list-style-type: none"> • Maps completed yesterday
Climate and Geography (10 minutes)	<ul style="list-style-type: none"> • Do both the maps showing the climate and geography of various areas in Wisconsin <ul style="list-style-type: none"> ○ Add color coding for students who need more support. ○ Compare to books and globes commonly used in class • Make connections to the book as necessary 	<ul style="list-style-type: none"> • Maps • Scissors • Glue
Sharing (10 minutes)	<ul style="list-style-type: none"> • Each student shares their finished activity with the group using the communication method of their choice 	<ul style="list-style-type: none"> • Completed activity • Communication devices

10 days

The lesson plans contain:

- Overall tips for teaching students with significant needs
- A quick look at what you will do each day
- Detailed instructions on how that day's lesson should run



Christa Joy, Special Needs for Special Kids
 The Picture Communication Symbols ©1981–2018 by Tobii Dynavox. All Rights Reserved
 Worldwide. Used with permission. Boardmaker® is a trademark of Tobii Dynavox

This unit comes with a vocabulary board.

Vocabulary boards are great for ALL students to assist with participation and engagement in group discussions.

Tips on how to use in the unit!!

(There are NO vocabulary cards in this unit.)

Wisconsin is second in overall milk production and second in butter production in the US. A fun fact is that butter was so important to this state, that margarine (a butter substitute) was banned in this state up until 1967.



There are 2 books (one for each week) with simple text and engaging photos.

It comes in a PowerPoint version as well as an mp4 (movie) version.

Also in Milwaukee is the Milwaukee Art Museum. This is one of the largest art museums in the country. It opened in 1888 and have over 30,000 different works of art you can see.



Cut apart pictures and place in circle map about Wisconsin.



Cut apart pictures and place in circle map **ONLY IF** they relate to Wisconsin.



There is a circle map reviewing some main facts about Wisconsin.

Circle maps are a great way for students to see the concept at a glance. There are 2 versions:

- One is errorless
- One has wrong answers mixed in students will have to set aside

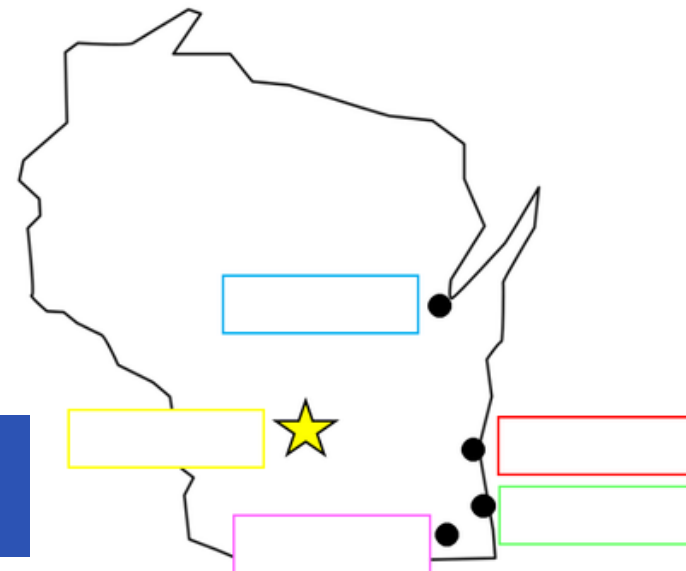
Color in the states using the key.

- Wisconsin red
- Minnesota yellow
- Iowa green
- Illinois orange
- Michigan gray
- Lake Superior blue
- Lake Michigan pink



Label the cities in Wisconsin using the labels.

Christa J
The Picture Communication Syn
Worldwide. Used with perm



- Madison
- Green Bay
- Milwaukee
- Racine
- Kenosha

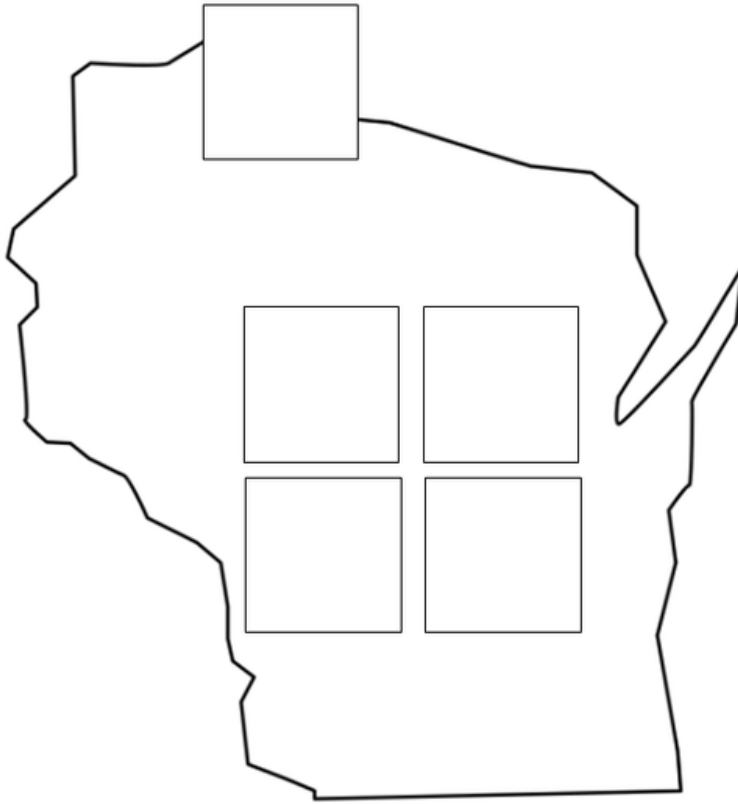
Christa Joy, Special Needs for Special Kids
The Picture Communication Symbols ©1981-2018 by Tobii Dynavox. All Rights Reserved
Worldwide. Used with permission. Boardmaker® is a trademark of Tobii Dynavox

differentiated

There are several maps to identify the state, surrounding states, and major cities.

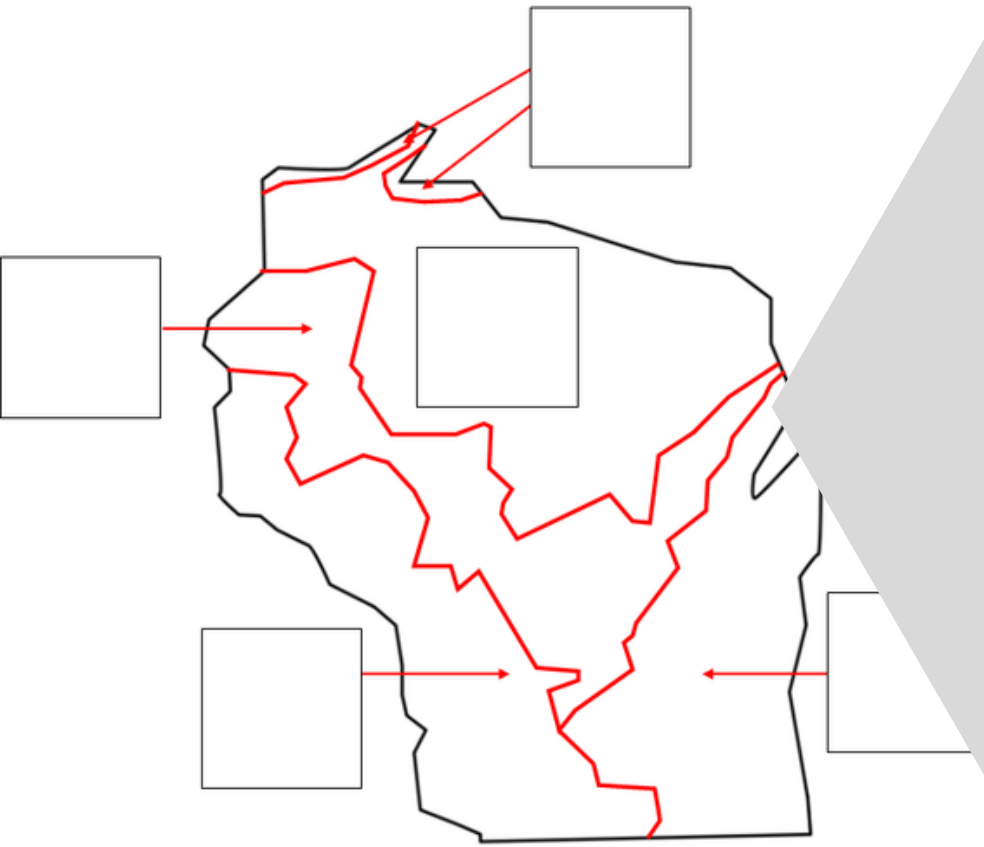
Differentiated versions are included.

What is the climate like in Wisconsin?



Christa Joy, Special Needs for Special Kids
The Picture Communication Symbols ©1981-2019 by Tobii Dynavox. All Rights Reserved Worldwide. Used with permission. Boardmaker® is a trademark of Tobii Dynavox

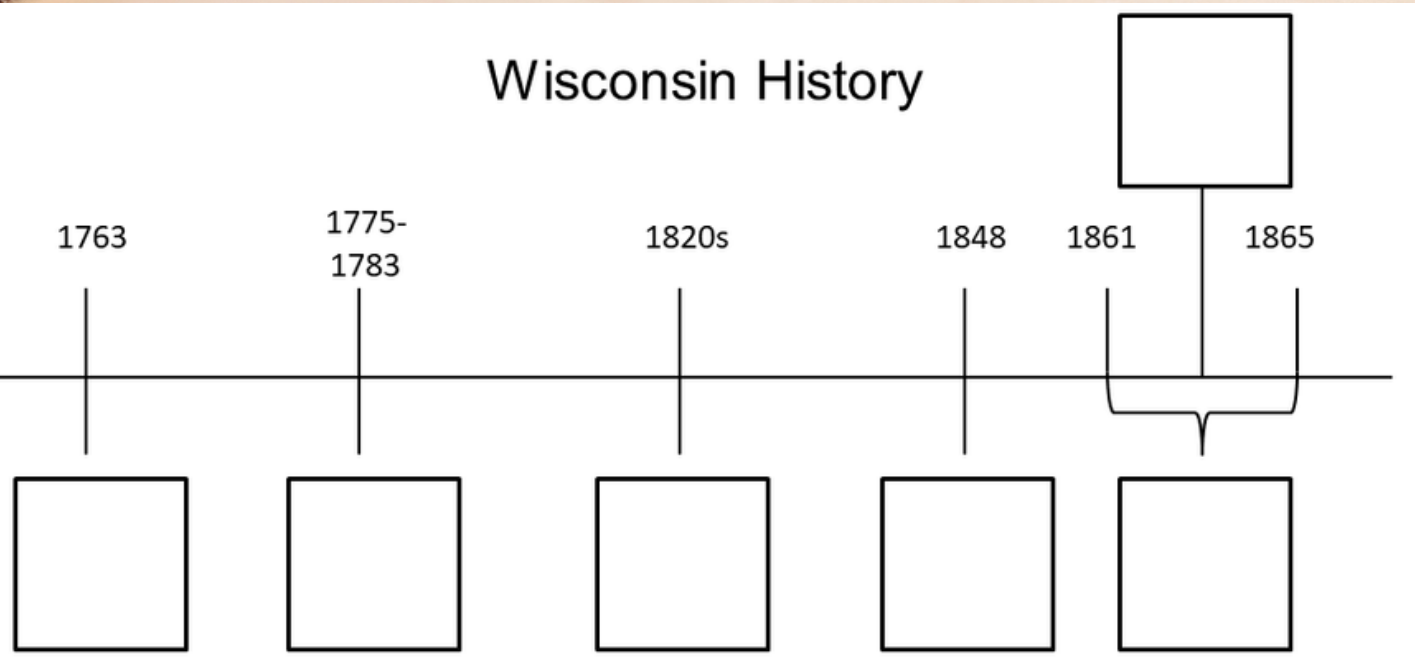
Color each region of Wisconsin.



Christa Joy, Special Needs for Special Kids
The Picture Communication Symbols ©1981-2019 by Tobii Dynavox. All Rights Reserved Worldwide. Used with permission. Boardmaker® is a trademark of Tobii Dynavox

Students will identify how the climate and geography change across the state.

Wisconsin History



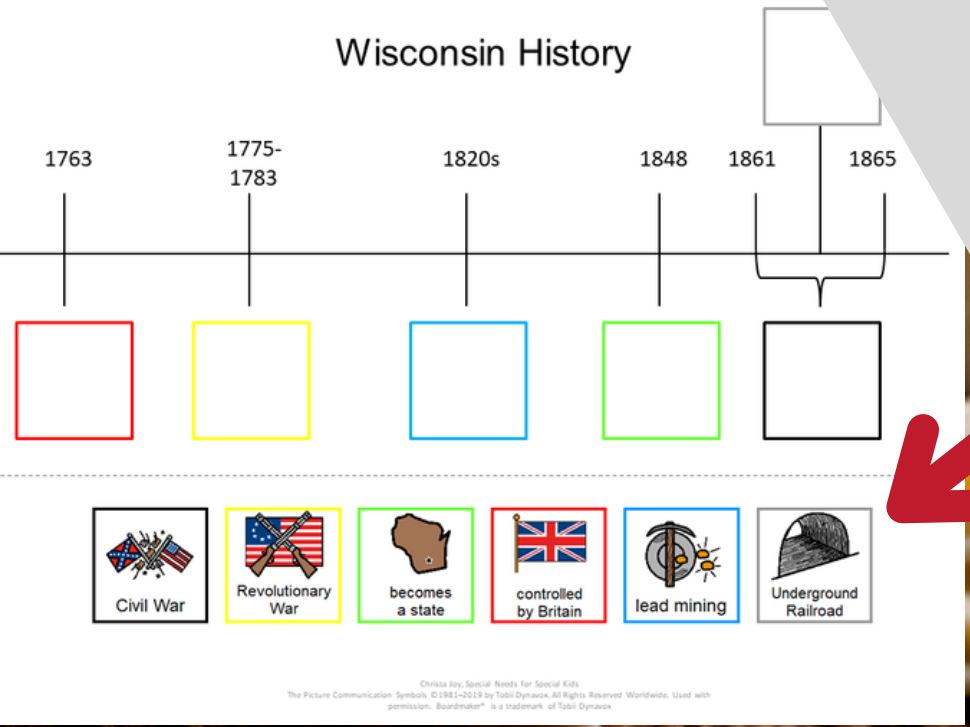
- Civil War
- Revolutionary War
- becomes a state
- controlled by Britain
- lead mining
- Underground Railroad

Christa Joy, Special Needs for Special Kids
The Picture Communication Symbols ©1981-2019 by Tobii Dynavox. All Rights Reserved. Used with permission. Boardmaker® is a trademark of Tobii Dynavox



Students will complete a timeline of the main events that have happened in this state's history. There is a color-coded version included (shown here).

Wisconsin History



- Civil War
- Revolutionary War
- becomes a state
- controlled by Britain
- lead mining
- Underground Railroad

Christa Joy, Special Needs for Special Kids
The Picture Communication Symbols ©1981-2019 by Tobii Dynavox. All Rights Reserved. Used with permission. Boardmaker® is a trademark of Tobii Dynavox





Wisconsin



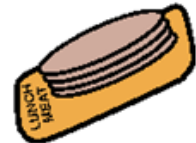
Not Wisconsin



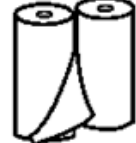
cheese



coal



processed food



paper products



butter



cars



crabs



milk



oranges



nuts



cranberries



fish



tractors



wool





oil











green beans

Students will sort resources that do and do not come out of this state. These are covered in the books. Suggestions for differentiation are included.

What would you see at each landmark in Wisconsin?

 Lake Superior	<input type="text"/>	 Lake Superior	<input type="text"/>
 Devil's Lake	<input type="text"/>	 Monroe	<input type="text"/>
 Pepin	<input type="text"/>	 Wisconsin Dells	<input type="text"/>
 Milwaukee	<input type="text"/>	 Milwaukee	<input type="text"/>

Match the item to each landmark on the previous page.

 dinosaurs	 pool	 Apostle Islands	 cheesemaking center
 Laura Ingalls Wilder's house	 lighthouse	 rock formations	 Art Museum

What is each person from Wisconsin famous for?

Georgia O'Keefe	<input type="text"/>	Liberace	<input type="text"/>
Laura Ingalls Wilder	<input type="text"/>	Frank Lloyd Wright	<input type="text"/>
Harry Houdini	<input type="text"/>	Colin Kaepernick	<input type="text"/>
Danica Patrick	<input type="text"/>	Les Paul	<input type="text"/>

Match what each person is famous for on the previous page.

 writer	 painter	 auto racing	 basketball
 architect	 magic	 piano player	 guitar

Students will complete 2 matching activities that look at landmarks and famous people.



My trip

I wanted to go to Wisconsin, so I went to see

went with me.



We also went to see

I got a

to remember my trip.

Visiting Wisconsin made me feel

 Wilson Dells	 Devil's Lake	 cheesemaking center	 Pepin	 Lake Superior
 parents	 grandparents	 best friend	 family	 class
 a dinosaur exhibit	 the Apostle Islands	 an Art Museum	 Laura Ingalls Wilder's house	 the capitol
 scrapbook	 photo	 postcard	 keychain	 poster
 patriotic	 proud	 great	 thankful	 happy

There is a writing prompt for students to write about taking a trip to see Wisconsin. This is an errorless activity.

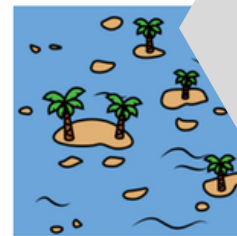
Who am I cards

- Give each student a set of Who am I cards
- Various options/ways to play, but the goal is to have students hold up the card you are talking about. Sometimes there can be more than one correct answer
- Things you can do:
 - Hold up a who am I card
 - Show a page from the book
 - Point to a symbol on the vocabulary board
 - Verbally describe something about Wisconsin.
- Tell a story as though you were visiting Wisconsin.
 - What do you see?
 - What is the weather like?
 - What plants or animals do you see?
 - Where do you live (city or country)?
 - What are you eating?
 - What sports teams are playing in your area?

Christa Joy, Special Needs for
The Picture Communication Symbols ©1981-2019
Worldwide. Used with permission. Boardmaker



cheesemaking center



Apostle Islands



Devil's Lake park



Milwaukee Public Museum

Christa Joy, Special Needs for Special Kids
The Picture Communication Symbols ©1981-2019 by Tobii Dynavox. All Rights Reserved
Worldwide. Used with permission. Boardmaker® is a trademark of Tobii Dynavox

Group activity















There are large cards and directions for playing a "Who am I?" group activity.

Bingo cards



- Included are 10 Bingo cards in color and 10 Bingo cards in BW.
- Place the cards in page protectors or laminate for long term use.
- **Cut one board apart to use as calling cards.**
- This is a great way to practice the new vocabulary included in this unit.
- Cut apart a set of the vocabulary cards to use as the calling cards.
- Options:
 - Show students the picture for them to match
 - Read the definition and see if students can find the matching picture
 - Work as teams
 - Vary the "winning" patterns.
 - Cover all
 - Cover corners
 - Row across or down
 - Cover the edges
 - Vary the ways to mark the card
 - Place in page protector or laminate and use dry erase markers
 - Stickers
 - Post-it notes
 - Dot markers

Wisconsin

 Underground Railroad	 Madison	 butter	 Wisconsin Dells
 sundae	 farmland	 Milwaukee	 Badger State
 Apostle Islands	 Wisconsin	 cranberries	 cheese
 museum	 cold winters	 Superior	 lakes

Group activity

There are 10 color and 10 black and white Bingo cards included plus 10 different ways to use them and play Bingo. There are calling cards included. This is a great way to review vocabulary.

 cold winters	 museum
 Apostle Islands	 sundae

Calling cards included

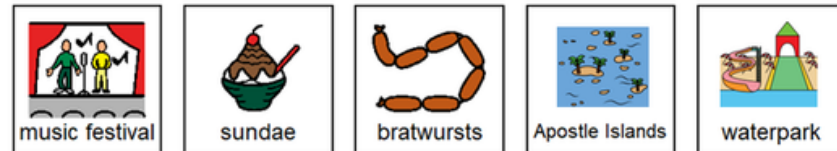
Wisconsin (week 1)

1. is the capital of Wisconsin.
2. Wisconsin became a state in .
3. Wisconsin is known as the state.
4. borders of Wisconsin are formed by a Great Lake.
5. Wisconsin produces more than any other state.



Wisconsin (week 2)

1. Wisconsin Dells is the capital of the world.
2. is a group of islands in Lake Superior.
3. German foods like are popular in Wisconsin.
4. Summerfest is the world's largest and is in Milwaukee.
5. The first was served in Two Rivers on a Sunday.



Close worksheets are a great informal assessment. This unit has one for each week. Suggestions for differentiation are included.

Answer key included.

1. What is the capitol of Wisconsin?




2. Wisconsin produces more what than any other state?



3. What is the nickname for Wisconsin?



4. Where are the Apostle Islands?



5. Wisconsin has some of the best what in the world?




Christa Joy, Special Needs for Spe
The Picture Communication Symbols ©1981-2019 by Tot
Worldwide. Used with permission. Boardmaker® is a

- What is the capitol of Wisconsin?
 - Madison
 - Milwaukee
 - Washington DC
- Wisconsin produces more what than any other state?
 - Cotton
 - Grain
 - cheese
- What is the nickname for Wisconsin?
 - Dairy State
 - Badger State
 - Cow State
- Where are the Apostle Islands?
 - Atlantic Ocean
 - Lake Superior
 - North Sea
- Wisconsin has some of the best what in the world?
 - Farmland
 - Cities
 - rivers
- Circle the **natural resources** we get from Wisconsin.

A. Butter	D. wheat
B. Cheese	E. nuts
C. Cranberries	F. green beans

Print onto cardstock or mount on index cards. Cut pictures apart and show student answer choices for each question.

Q 5



farmland



cities



rivers

Q 6



butter



cheese



cranberries

Version 3



nuts









green beans

FINALLY the assessment!! There are 3 versions.

- 10 questions with 3 picture choices for each question
- cut out the answer choices and glue them on index cards
- traditional multiple choice

Answer key included.


Ingredient Labels





 cream cheese	 cheddar cheese
 Monterey Jack cheese	 sour cream
 mayonnaise	 garlic powder


Christa Joy, Special Needs for Special Kids
The Picture Communication Symbols ©1981-2022 by Tobii Dynavox. All Rights Reserved
Worldwide. Used with permission. Boardmaker® is a trademark of Tobii Dynavox

















Group activity


Assembly Directions


 1. Grate both cheeses

		<input type="checkbox"/>
		<input type="checkbox"/>

 2. In a bowl, mix together: (salt & pepper to taste)

		<input type="checkbox"/>			<input type="checkbox"/>
		<input type="checkbox"/>			<input type="checkbox"/>
		<input type="checkbox"/>			<input type="checkbox"/>
		<input type="checkbox"/>			<input type="checkbox"/>

 3. Microwave at **30 second intervals**, stirring between until smooth.

 4. Serve with crackers.

Christa Joy, Special Needs for Special Kids
The Picture Communication Symbols ©1981-2022 by Tobii Dynavox. All Rights Reserved
Worldwide. Used with permission. Boardmaker® is a trademark of Tobii Dynavox

Included is a simple picture recipe for Wisconsin Cheese Dip. This will wrap up this 2 week unit.



Wisconsin

This unit also includes digital versions of the activities.

Students can watch a movie book version of the book rather than printing it out.



Week 1

By Christa J




Great for review

6. Circle the **natural resources** we get from Wisconsin.



7. Circle the landmarks you might see when you visit Wisconsin.



8. What food is common in Wisconsin due to its German ties?



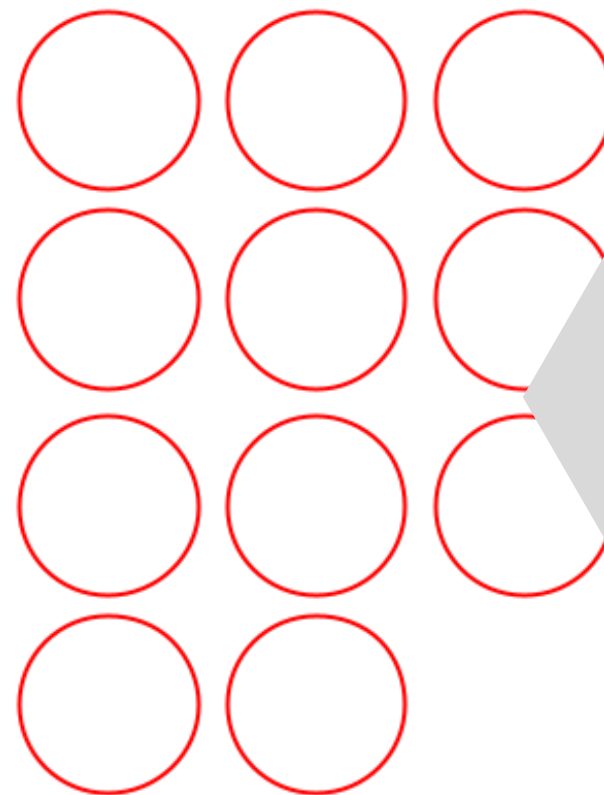
9. Wisconsin grows more what than any other state?



10. True or False. Margarine was banned in Wisconsin until 1967.



Circle the correct answer.

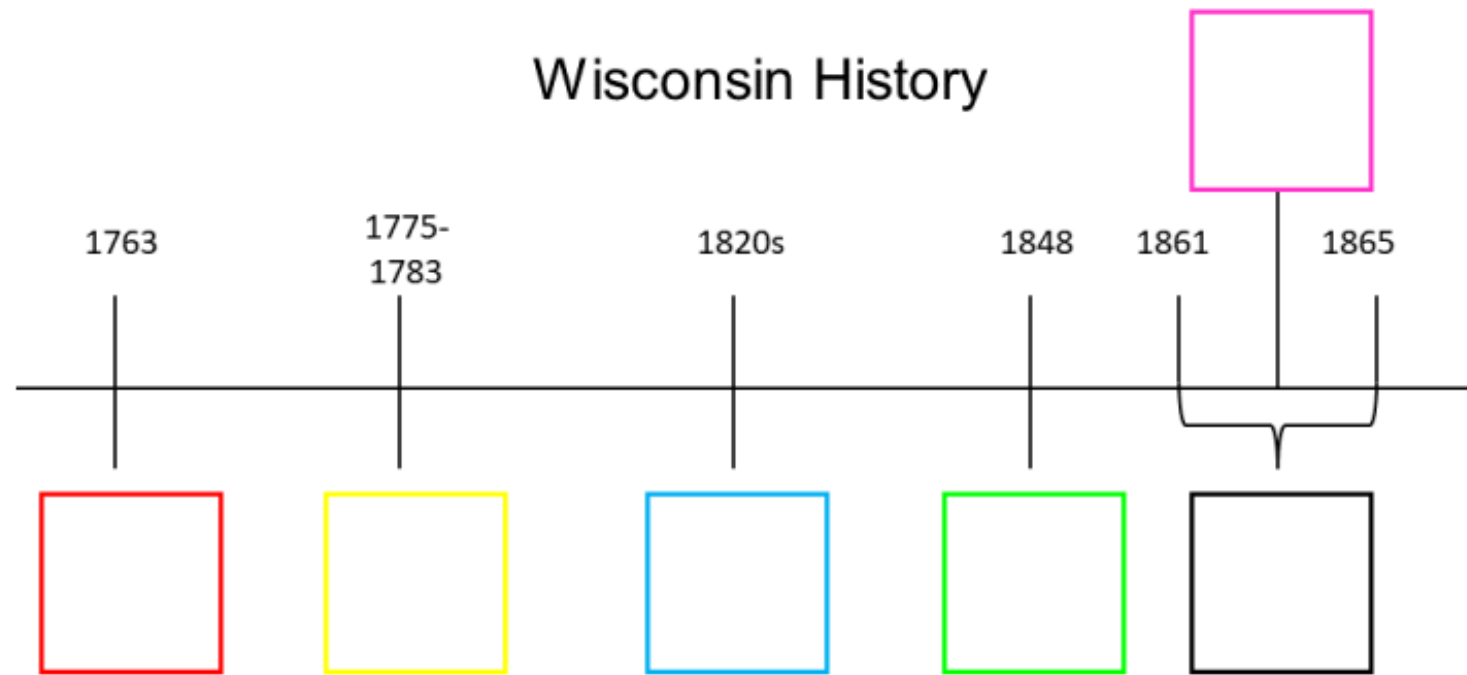


Christa Joy, Special Needs for Special Kids
The Picture Communication Symbols ©1981-2019 by Tobii Dynavox. All Rights Reserved Worldwide. Used with permission. Boardmaker® is a trademark of Tobii Dynavox

Each activity is set up so students can click and drag answers. No typing is required.

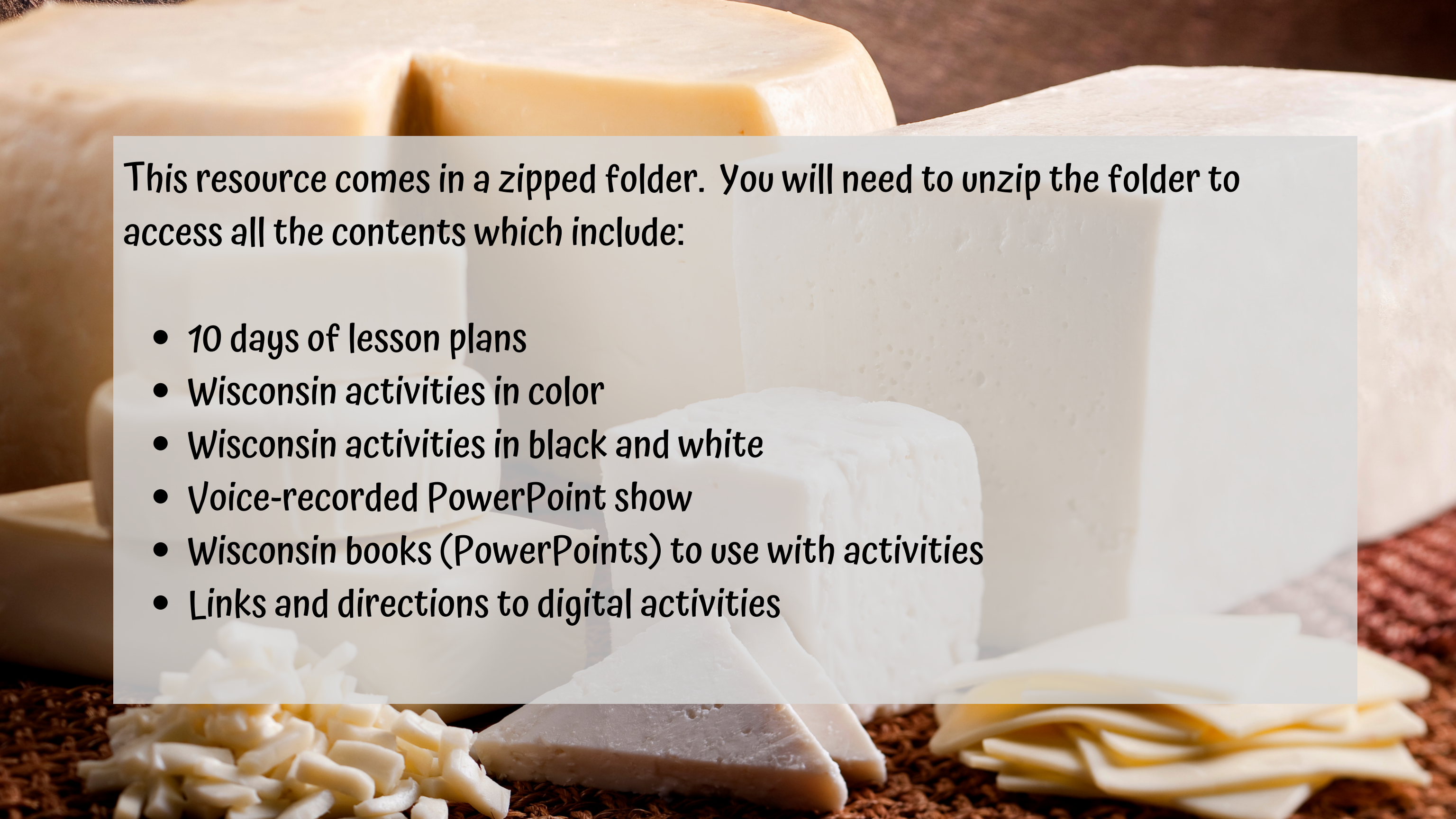
Perfect for every learning level

Wisconsin History




ChristaJoy, Special Needs for Special Kids
The Picture Communication Symbols ©1981-2019 by Tobii Dynavox. All Rights Reserved
Worldwide. Used with permission. Boardmaker® is a trademark of Tobii Dynavox

The second set of slides uses color for differentiation and extra support for students who may need it. Mix and match slides from both sets to make the perfect set for each student.



This resource comes in a zipped folder. You will need to unzip the folder to access all the contents which include:

- ***10 days of lesson plans***
- ***Wisconsin activities in color***
- ***Wisconsin activities in black and white***
- ***Voice-recorded PowerPoint show***
- ***Wisconsin books (PowerPoints) to use with activities***
- ***Links and directions to digital activities***



Starting in August 2023, I am starting on a project to create a 2-week unit for each state.

I am doing these in order of popularity.

If you would like me to do a unit on your state, send me an email at specialneedsforspecialkids@gmail.com. I will add it to the list.

I do plan to complete all the states at a rate of 1 per week.