


THE PHANTOM TOLLBOOTH



35 activities

**chapter
questions**





These novel units are something I created and started using in my classroom. I had students with significant challenges and most were **non-readers**. They were the best thing I ever did, and my students LOVED them.

Table of Contents

Worksheet pages	Activity	Chapter
5	Suggestions for use	
6	Story board	
7	Title and author	
8-9	Sorting emotions	1
10-11	Homophones	2
12	What does peculiar mean?	2
13	Compound words	2
14-15	Onomatopoeia	3
16-17	Synonyms	3
18	Noun or verb?	4
19-20	Spelling practice	4
21	Arrange the mixed up words into a sentence	5
22	What is misery?	5
23-24	Sort letters and numbers	6
25	What does banished mean?	6
26-27	Idioms	7
28-29	Fix your perfect plate	7
30-31	Going on an adventure	8
32	Prepositions	9
33-34	Opposites	10
35-37	Musical instruments	10

Christa Joy, Special Needs for Special Kids
 The Picture Communication Symbols ©1981–2019 by Tobii Dynavox. All Rights Reserved
 Worldwide. Used with permission. Boardmaker® is a trademark of Tobii Dynavox

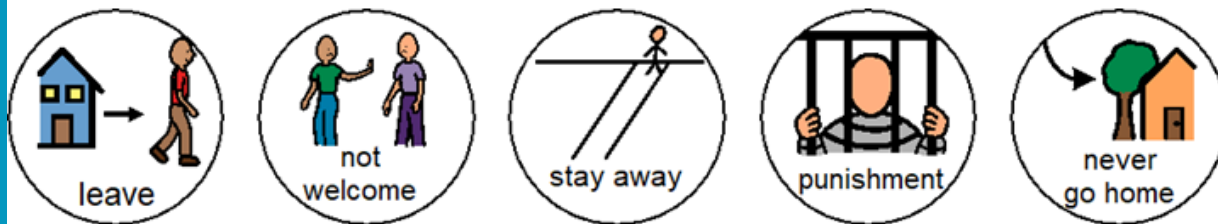
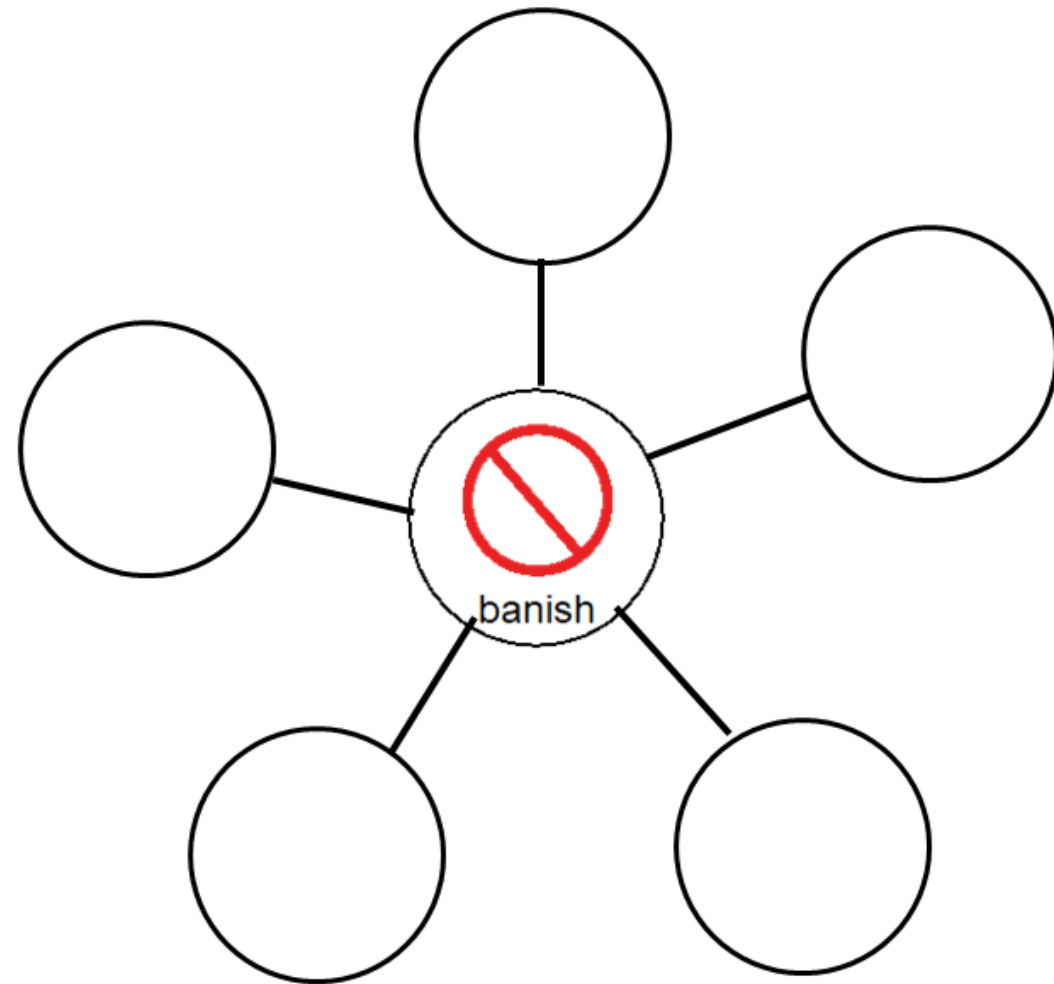
Table of Contents

Worksheet pages	Activity	Chapter
38	What is discord?	11
39-40	Loud and quiet sounds	12
41-42	Shapes of sounds	12
43-44	Match the sound to the object	12
45-46	What is the conclusion?	12
47	Match emotion to each face	12
48	Count the number of sides	12
49-50	Sort the equations	15
51-52	Help Milo find his way to infinity	16
53-54	Find the best tool for the job	16
55-56	Things that take a long or short time	17
57-59	Common fears	17
60-61	Which sense would you use?	18
62-64	What is a hero?	19
65-66	Things that are possible or impossible?	19
67-68	Saying Goodbye	20
69-71	Additional novel units	
72-73	Terms of Use	

Christa Joy, Special Needs for Special Kids
 The Picture Communication Symbols ©1981–2019 by Tobii Dynavox. All Rights Reserved
 Worldwide. Used with permission. Boardmaker® is a trademark of Tobii Dynavox

This novel unit has **35 different activities**. These activities are NOT comprehension-based. So, even if your students do not pay attention, they can still complete the activity.

What does it mean to be banished?



For example, the Princess Rhyme and the Princess Reason have been banished from the kingdom. Here, students will complete a word map about what the word banished means. This is an errorless activity.


Suggestions for Use

- I made this unit to go along with the book, *The Phantom Tollbooth* by Norton Juster.
- The thought is that you would be reading it aloud to your class at a rate of about 1 chapter per day.
- Be sure to give each student their own copy of the story board (pg. 6) to use while reading and discussing the story.
- Benefits of reading out loud, even to classes made up of severely affected students:
 - Teaches students to sit quietly even when there isn't something for them to do. This is such an important life skill. We all have to spend time sitting and listening to someone we are not that interested in at some point.
 - Parents will LOVE you. Not only will they be excited their child is being exposed to age appropriate material, but you are teaching them how to sit quietly, which will hopefully transfer to home as well.
 - Even with your lowest level learners, you will have 1 or 2 that will truly enjoy the story.
- It can be a calming experience to sit and listen to the teacher read in a methodical way. For students who need more structure, place the number of post-it notes in front of him/her that corresponds to the number of pages you intend to read. Remove a post-it as you finish each page. The visual will help lessen their anxiety.
- You will find activity for most chapters. You will still have plenty to choose from and find those that fit best with your students.
- Differentiation:
 - For any activity, you can quickly differentiate for your lower level learners by using a color coding technique.
 - If sorting, outline each sorting category a certain color and then outline the corresponding pictures the same color.
 - Becomes a matching task.
- There are comprehension questions to accompany this unit. There are 5 questions for every chapter with 3 picture answer choices. You will find these (in color and BW) in a separate file.

Suggestions on how I found this activity worked best in my classroom are provided. I typically had 6-8 students with one adult assistant in the room with me.

The Phantom Tollbooth Novel Unit for Special Education

By
Christa Joy
Special Needs for Special Kids



*This entire novel unit
comes in 2 separate files.
One is completely in color
and one is completely in
black and white.*

Story Board : to use while reading and for class discussions. Laminate and make 1 copy for each student.



This unit comes with a vocabulary board.


Vocabulary boards are great for ALL students to assist with participation and engagement in group discussions.

Tips on how to use in the unit!!

What examples of musical instruments?

Errorless version

Place the pictures in the circle map on previous page showing examples of musical instruments.



Place the pictures in the circle map on previous page only if you think they are musical instruments.



There are circle maps in this unit.

Circle maps are a great way for students to see the big idea.


What does being a hero look like?

Errorless version

Place the pictures in the circle map on previous page showing what a hero looks like.



Place the pictures in the circle map on previous page **ONLY IF** you think it describes someone who is a hero.

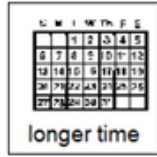


Each circle map comes with 2 choices:

An errorless option with only correct answers

An option that has wrong answers mixed in students will need to set aside.









Look at the pictures on the next page and put them in the correct column depending on how long you think they will take.



There are sorting activities.

Directions on how to add differentiation are included.

Find the picture on the next page that is a homophone (sounds the same but has a different meaning)

 whether	<input type="checkbox"/>	 banned	<input type="checkbox"/>
 tail	<input type="checkbox"/>	 buy	<input type="checkbox"/>
 ate	<input type="checkbox"/>	 night	<input type="checkbox"/>
 mousse	<input type="checkbox"/>	 pair	<input type="checkbox"/>

Match with the homophone on the previous page.

 moose	 eight	 pear	 band
 weather	 tale	 bye	 knight

There are matching activities. Directions on how to add differentiation are included.

Going on an adventure

I went on an adventure to the

I took my

with me



We went looking for




It was really



We saw lots of

on the way.



There are writing prompts.
These are errorless
activities that allow
students to write a story
independently.

The words are all mixed up after the stalls were knocked over. Can you arrange these words into a sentence about the picture?




Cut words apart to create a sentence to describe the picture above.

• snowman a Let's build

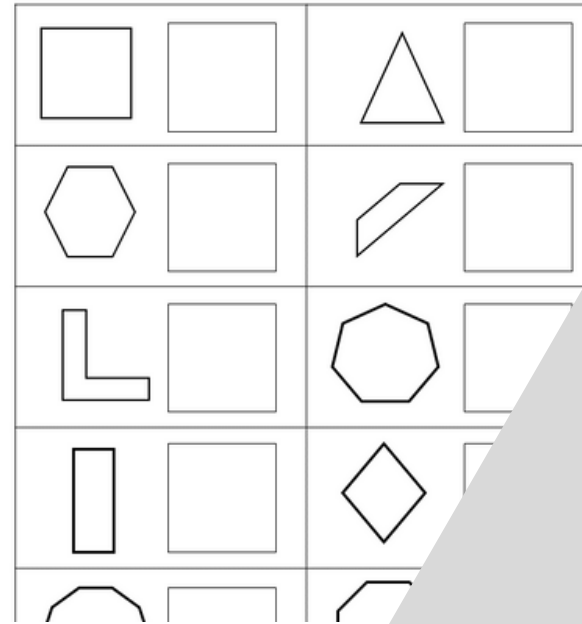
Christa Joy, Special Needs for Special Kids The Picture Communication Symbols ©1981-2018 by Tobii Dynavox. All Rights Reserved Worldwide. Used with permission. Boardmaker® is a trademark of Tobii Dynavox. CH 5

Nouns or Verbs



Color all the "noun" circles RED
Color all the "verb" circles BLUE



Count the number of sides of each shape.



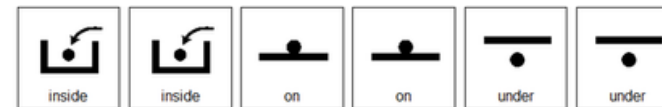
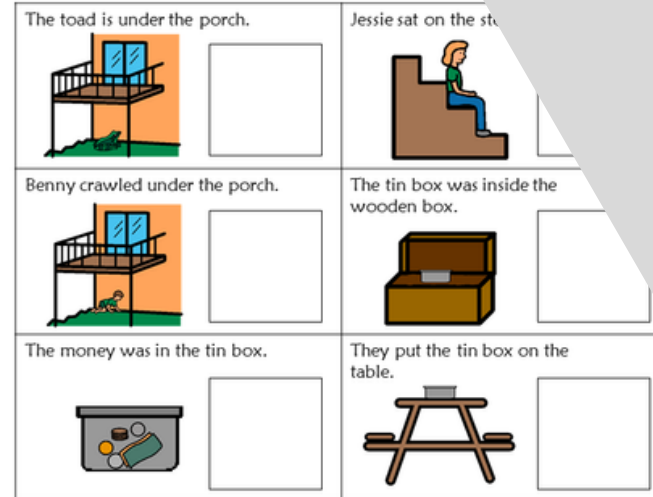
Complete each compound word.



People use different tools to get different jobs done. Match the tool to the person who would typically use it.



Match the correct preposition with each picture.



Because there are so many activities, you can choose the ones that fit your students the best.

CH 1

1. When did Milo not know what to do with himself?



2. What did Milo think was the biggest waste of time of all?




3. What did Milo find in his apartment?



4. What was in the package?



5. Did Milo decide to go on a trip in the tollbooth?



Christa Joy, Special Needs for Special Kids

The Picture Communication Symbols ©1981–2020 by Tobii Dynavox. All Rights Reserved Worldwide. Used with permission. Boardmaker® is a trademark of Tobii Dynavox

CH 5


1. What was all mixed up after the stalls fell?



2. Where did Officer Shift take Milo and Tock?



3. Who else was in the dungeon?



4. Which was in the dungeon because she had encouraged people to use fewer what?



5. What did Which have to eat in the dungeon?



Christa Joy, Special Needs for Special Kids

The Picture Communication Symbols ©1981–2020 by Tobii Dynavox. All Rights Reserved Worldwide. Used with permission. Boardmaker® is a trademark of Tobii Dynavox

This unit does come with comprehension questions.

There are 5 questions for every chapter. Each question has 3 picture choices. They are in color and black and white.

Answer key included!!