

Special Ed



ALSO INCLUDES GOOGLE SLIDES

Special Needs for Special Kids



For students who:

- are emerging or non-readers
- take alternate assessments
- are in special education
- short-attention span
- lack pre-requisite skills
- benefit from the use of pictures for support
- middle/high school

New Jersey

for Special Education

By
Christa Joy
Special Needs for Special Kids



Table of Contents

Worksheet pages	Title
4-5	Vocabulary board
6-11	Who am I cards
12-26	Bingo cards
27-30	Circle map
31-37	Id places on a map
38-40	Climate and geography maps
41-43	Timeline
44-47	Natural resources sorting
48-53	Matching landmarks and people
54-56	Writing prompt
57-61	Close worksheets
62-72	Assessment
73-75	Italian Lemon Ice recipe
79-77	Terms of use

Also included in this resource as separate files:

- Lesson plans
- Links and directions to digital activities
- PowerPoints **(these are the books in the lesson plan)**
- Voice recorded PowerPoint
- Activities in black and white

This unit contains 2 weeks of material in print and digital formats. I have included a detailed lesson plan to help you make the most of everything in this unit including how to add some group activities.

This unit comes in 2 separate files, one in color and one in black and white.

Day 8

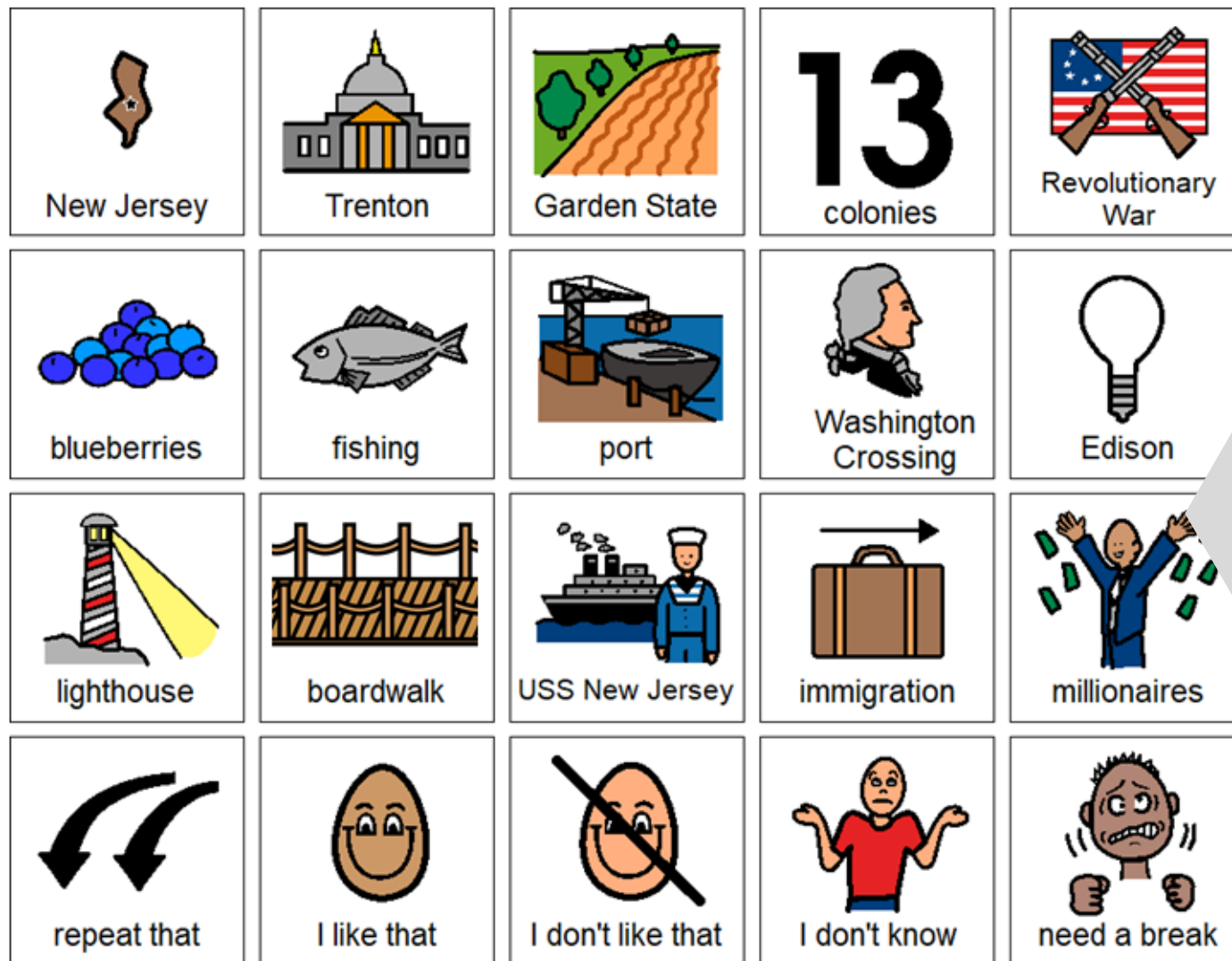
Activity	Notes	Materials
Read or listen to the book: New Jersey week 2 (10 minutes)	<ul style="list-style-type: none">• Read through the story, asking lots of questions• Continue to make connections between book and vocabulary board	<ul style="list-style-type: none">• Book• Vocabulary board
Bingo (15 minutes)	<ul style="list-style-type: none">• See separate pdf for Bingo cards and directions• For different ways to play Bingo and use the cards go here: https://specialneedsforspecialkids.org/2022/01/31/10-ways-to-play-bingo-in-your-special-education-classroom/	<ul style="list-style-type: none">• Bingo boards• markers
Matching activity review (5 minutes)	<ul style="list-style-type: none">• Review the matching activities completed yesterday	<ul style="list-style-type: none">• Matching activities yesterday
Writing prompt (10 minutes)	<ul style="list-style-type: none">• Complete the writing prompt on visiting New Jersey<ul style="list-style-type: none">○ Directions are included in the worksheet○ Students can write more than one story if there are more places in New Jersey they would want to visit○ Errorless activity	<ul style="list-style-type: none">• prompt• Scissors• Glue
Sharing (10 minutes)	<ul style="list-style-type: none">• Each student shares their finished story with the group using the communication method of their choice	<ul style="list-style-type: none">• Completed writing prompt• Communication devices

10 days

The lesson plans contain:

- Overall tips for teaching students with significant needs
- A quick look at what you will do each day
- Detailed instructions on how that day's lesson should run





This unit comes with a vocabulary board.

Vocabulary boards are great for ALL students to assist with participation and engagement in group discussions.

Tips on how to use in the unit!!

(There are NO vocabulary cards in this unit.)

Although once known as the main producer of crops in the country, much of New Jersey has become industrialized. We do, however, still get some important crops and other natural resources from this state.



There are 2 books (one for each week) with simple text and engaging photos.

One last stop to consider is found in Camden. It is the USS New Jersey. This is a battleship with an impressive history. It was used during World War 2, the Korean War, the Vietnam War, the Cold War, and several Middle East conflicts.



It comes in a PowerPoint version as well as an mp4 (movie) version.

Errorless version

Cut apart pictures and place in circle map about New Jersey.



Cut apart pictures and place in circle map **ONLY IF** they relate to New Jersey.



ChristaJoy, Spe
The Picture Communication Symbols ©
Worldwide. Used with permission.

There is a circle map reviewing some main facts about New Jersey.

Circle maps are a great way for students to see the concept at a glance. There are 2 versions:

- One is errorless
- One has wrong answers mixed in students will have to set aside

Color in the states using the key.

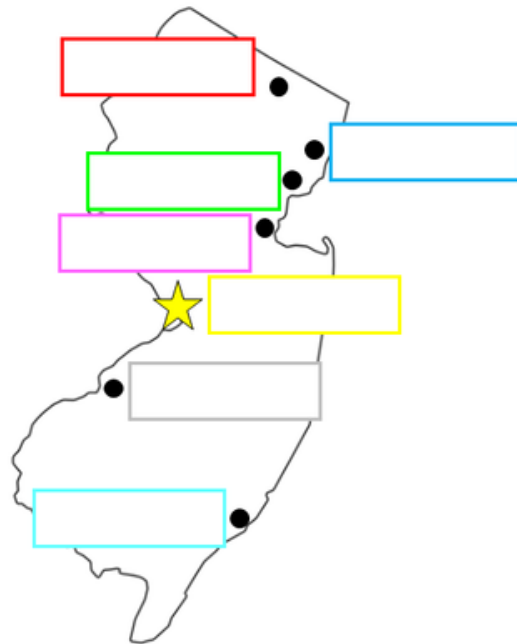


- New Jersey red
- Pennsylvania yellow
- New York pink
- Delaware green
- Atlantic Ocean blue

Christa Joy, Special Needs for Special Kids
The Picture Communication Symbols ©1981-2018 by Tobii Dynavox
Worldwide. Used with permission. Boardmaker® is a trademark



Label the cities in New Jersey using the labels.



- Atlantic City
- Trenton
- Paterson
- Camden
- Jersey City
- Newark
- Elizabeth

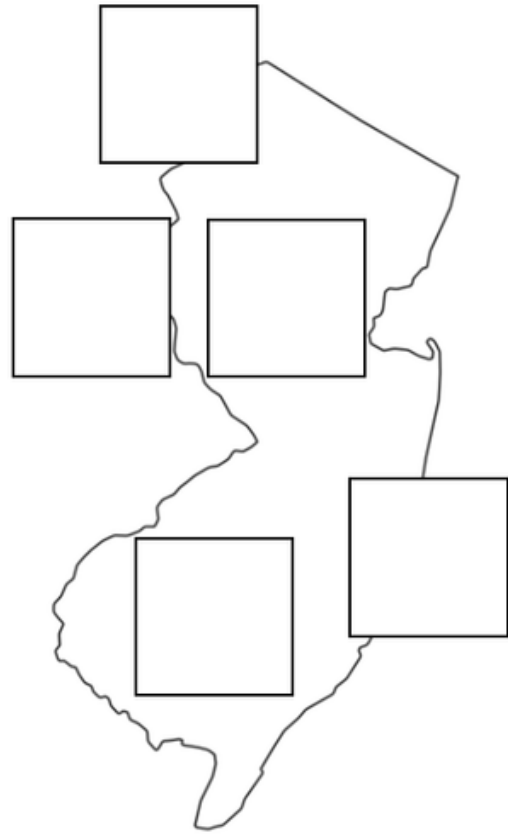
Christa Joy, Special Needs for Special Kids
The Picture Communication Symbols ©1981-2018 by Tobii Dynavox. All Rights Reserved
Worldwide. Used with permission. Boardmaker® is a trademark of Tobii Dynavox

There are several maps to identify the state, surrounding states, and major cities.

Differentiated versions are included.

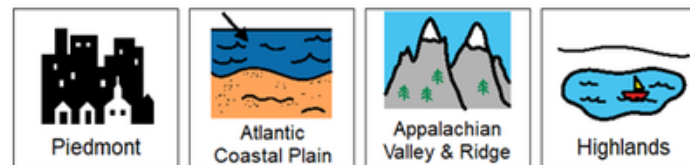
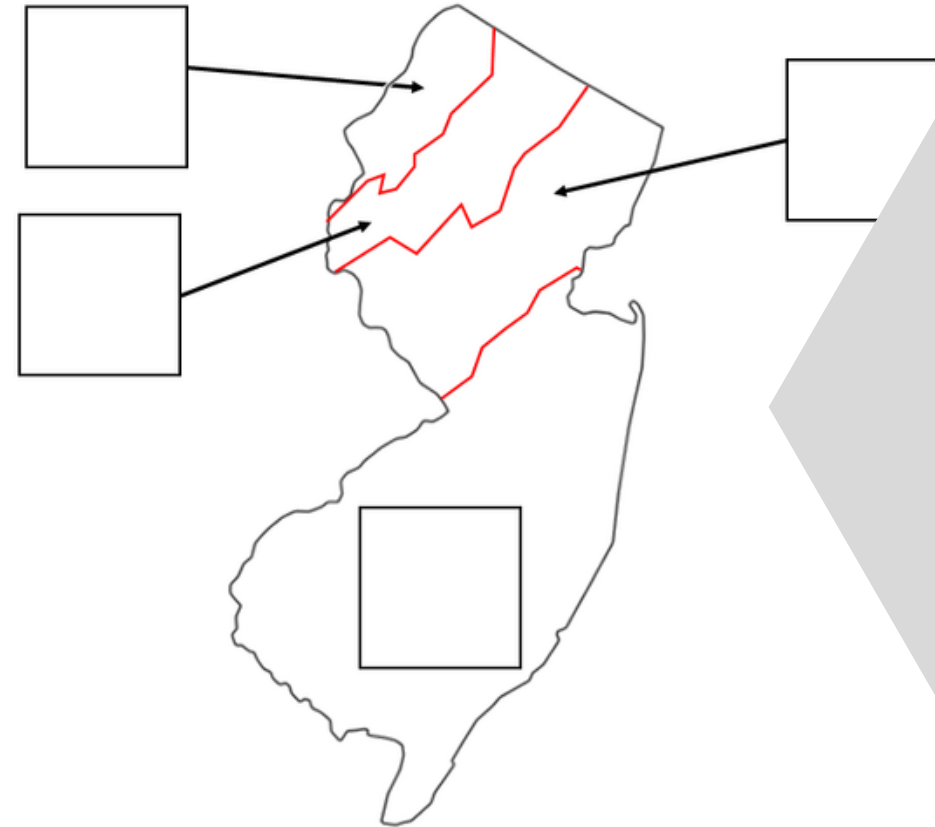
differentiated

What is the weather like in New Jersey?



Christa Joy, Special Needs for Special Kids
The Picture Communication Symbols © 1981-2019 by Tobii Dynavox. All Rights Reserved Worldwide. Used with permission. Boardmaker® is a trademark of Tobii Dynavox.

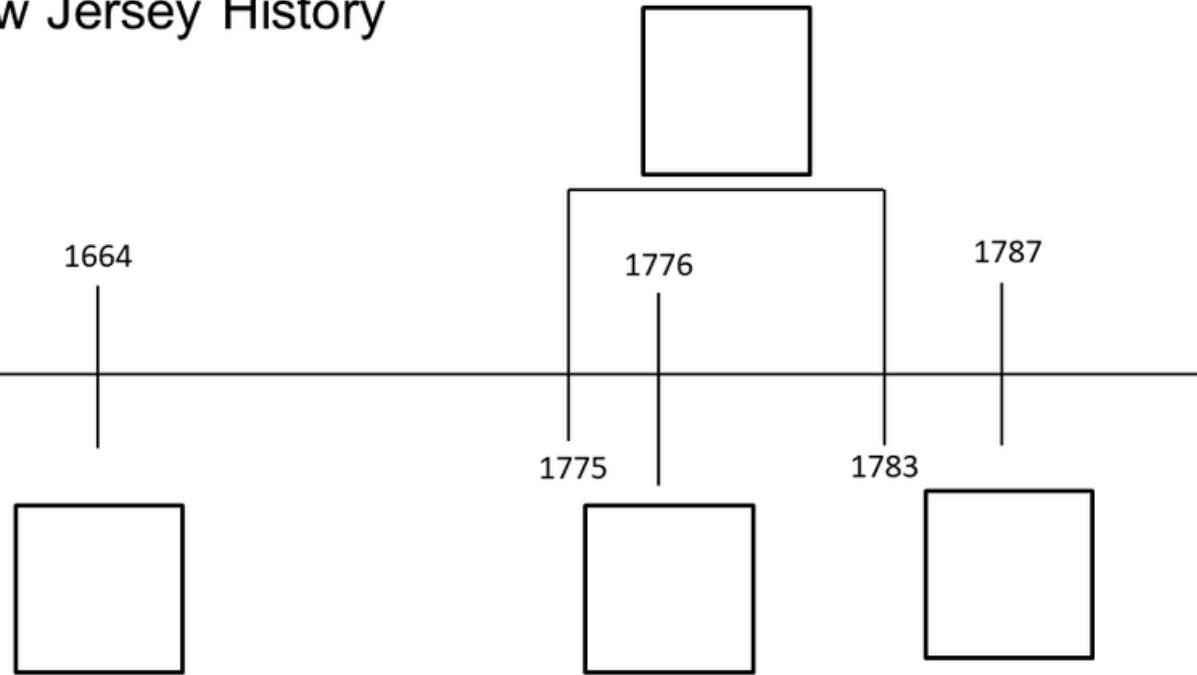
What is the geography of New Jersey?




Christa Joy, Special Needs for Special Kids
The Picture Communication Symbols © 1981-2019 by Tobii Dynavox. All Rights Reserved Worldwide. Used with permission. Boardmaker® is a trademark of Tobii Dynavox.

Students will identify how the climate and geography change across the state.

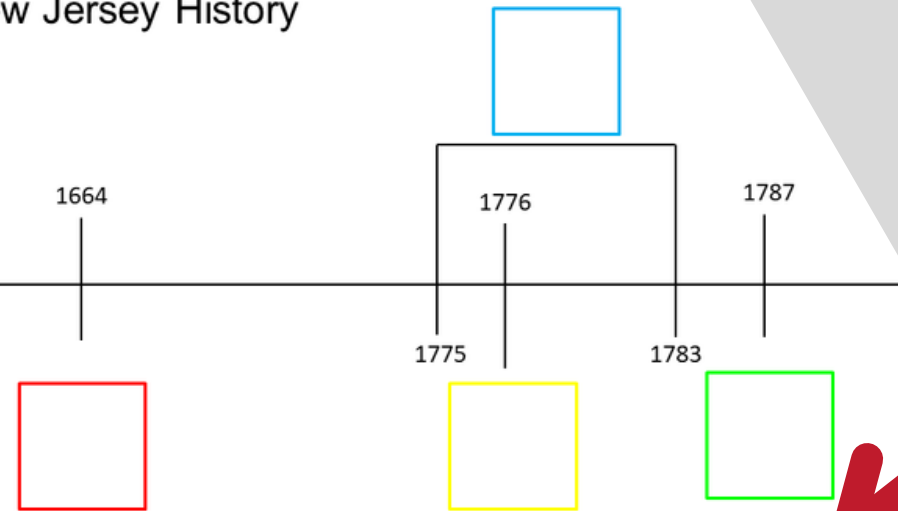
New Jersey History



Christa Joy, Special Needs for Special Kids
The Picture Communication Symbols ©1981-2019 by Tobii Dynavox. All Rights Reserved Worldwide. Used with permission. Boardmaker® is a trademark of Tobii Dynavox



New Jersey History



Christa Joy, Special Needs for Special Kids
The Picture Communication Symbols ©1981-2019 by Tobii Dynavox. All Rights Reserved Worldwide. Used with permission. Boardmaker® is a trademark of Tobii Dynavox

Students will complete a timeline of the main events that have happened in this state's history. There is a color-coded version included (shown here).





New Jersey



Not New Jersey

 cranberries	 pharmaceuticals	 fishing	 shipping
 oil	 corn	 grain	 blueberries
 potatoes	 peaches	 coal	 citrus
 bananas	 autos	 technology	 chemicals

Christa Joy, Special Needs for Special Kids

The Picture Communication Symbols ©1981–2018 by Tobii Dynavox. All Rights Reserved
Worldwide. Used with permission. Boardmaker® is a trademark of Tobii Dynavox











Students will sort resources that do and do not come out of this state. These are covered in the books. Suggestions for differentiation are included.

What would you see at each landmark in New Jersey?

 Washington Crossing Park	<input type="text"/>	 West Orange	<input type="text"/>
 Jersey City	<input type="text"/>	 Adventure Aquarium	<input type="text"/>
 Cape May	<input type="text"/>	 Atlantic City	<input type="text"/>
 Atlantic City	<input type="text"/>	 Atlantic City	<input type="text"/>

Match the item to each landmark on the previous page.

 Edison's home	 poker machine	 crossing Delaware river	 boardwalk
 lighthouse	 Liberty Science Center	 USS New Jersey	 jellyfish

What is each person from New Jersey famous for?

Buzz Aldrin	<input type="text"/>	Grover Cleveland	<input type="text"/>
Thomas Edison	<input type="text"/>	Shaquille O'Neal	<input type="text"/>
Judy Blume	<input type="text"/>	Bruce Springsteen	<input type="text"/>
David Copperfield	<input type="text"/>	Dave Thomas	<input type="text"/>

Match what each person is famous for on the previous page.

 writer	 Wendy's	 astronaut	 singer
 president	 inventor	 basketball	 magician

Students will complete 2 matching activities that look at landmarks and famous people.

My trip

I traveled to New Jersey, so I went to see the

went with me.






We also went to see

I got a to remember my trip.



Visiting New Jersey made me feel

Christa Joy, Special Needs for Special Kids The Picture Communication Symbols ©1981–2019 by Tobii Dynavox. All Rights Reserved Worldwide. Used with permission. Boardmaker® is a trademark of Tobii Dynavox




Christa Joy, Special Needs for Special Kids The Picture Communication Symbols ©1981–2019 by Tobii Dynavox. All Rights Reserved Worldwide. Used with permission. Boardmaker® is a trademark of Tobii Dynavox

There is a writing prompt for students to write about taking a trip to see New Jersey. This is an errorless activity.


Who am I cards

- Give each student a set of Who am I cards
- Various options/ways to play, but the goal is to have students hold up the card you are talking about. Sometimes there can be more than one correct answer
- Things you can do:
 - Hold up a who am I card
 - Show a page from the book
 - Point to a symbol on the vocabulary board
 - Verbally describe something about New Jersey.
- Tell a story as though you were visiting New Jersey.
 - What do you see?
 - What is the weather like?
 - What plants or animals do you see?
 - Where do you live (city or country)?
 - What are you eating?
 - What sports teams are playing in your

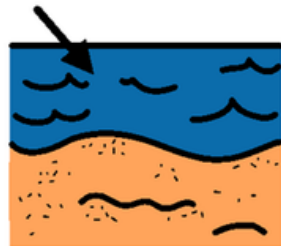
ChristaJoy, Spe
The Picture Communication Symbols ©
Worldwide. Used with permission. I



Liberty Science Center



Adventure Aquarium



Cape May



Atlantic City

ChristaJoy, Special Needs for Special Kids
The Picture Communication Symbols ©1981-2019 by Tobii Dynavox. All Rights Reserved
Worldwide. Used with permission. Boardmaker® is a trademark of Tobii Dynavox

Group activity

There are large cards and directions for playing a "Who am I?" group activity.



Bingo cards



- Included are 10 Bingo cards in color and 10 Bingo cards in BW.
- Place the cards in page protectors or laminate for long term use.
- **Cut one board apart to use as calling cards.**
- This is a great way to practice the new vocabulary included in this unit.
- Cut apart a set of the vocabulary cards to use as the calling cards.
- Options:
 - Show students the picture for them to match
 - Read the definition and see if students can find the matching picture
 - Work as teams
 - Vary the "winning" patterns.
 - Cover all
 - Cover corners
 - Row across or down
 - Cover the edges
 - Vary the ways to mark the card
 - Place in page protector or laminate and use dry erase markers
 - Stickers
 - Post-it notes
 - Dot markers

New Jersey

 Nor'easter	 immigrants	 New Jersey	 USS New Jersey
 Edison	 aquarium	 scientists	 Wendy's
 boardwalk	 Cape May Lighthouse	 Trenton	 millionaire
 blueberries	 Revolutionary War		

Group activity

There are 10 color and 10 black and white Bingo cards included plus 10 different ways to use them and play Bingo. There are calling cards included. This is a great way to review vocabulary.



blueberries



USS New Jersey



boardwalk



millionaires

Calling cards included

New Jersey (week 1)

1. New Jersey is the most state.

2. is the capital of New Jersey.

3. New Jersey became a state in .

4. New Jersey is known as the state.

5. More battles during the were fought here than in any other state.

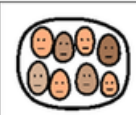
1787



Garden



Trenton



crowded



Revolutionary War

New Jersey (week 2)

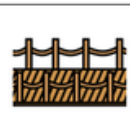
1. There are more living in New Jersey than a

2. You can see where crossed the Dela

3. the famous inventor lived in New Jer

4. You will find the world's first in Atlantic City, Ne

5. The boardgame, was based on Atlantic City, New Jersey.



boardwalk



millionaires



Thomas Edison



Washington



Monopoly

Close worksheets are a great informal assessment. This unit has one for each week. Suggestions for differentiation are included.

Answer key included.


1. What is the capitol of New Jersey?



2. There were more battles from which war fought in New Jersey?



3. Who crossed the Delaware to Trenton on Christmas in 1776?



4. New Jersey is the most _____ state in the US.



5. There are more _____ per square mile in New Jersey than in any other state.



- What is the capitol of New Jersey?
 - Atlantic City
 - Trenton
 - Washington, DC
- There were more battles from which war fought in New Jersey?
 - Revolutionary War
 - Civil War
 - Cold War
- Who crossed the Delaware to Trenton on Christmas in 1776?
 - Jefferson
 - Lincoln
 - Washington
- New Jersey is the most _____ state in the US.
 - friendly
 - crowded
 - mountainous
- There are more _____ per square mile in New Jersey than in any other state.
 - farmers
 - scientists
 - teachers
- Circle the natural resources or industries important in New Jersey.


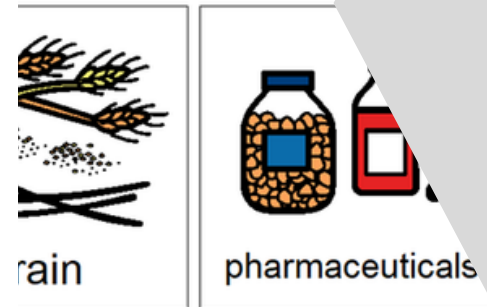
A. blueberries	D. corn
B. fishing	E. grain
C. shipping	F. pharmaceuticals

Print onto cardstock or mount on index cards. Cut pictures apart and show student answer choices for each question.

Q 5



Q 6



FINALLY the assessment!! There are 3 versions.

- 10 questions with 3 picture choices for each question
- cut out the answer choices and glue them on index cards
- traditional multiple choice

Answer key included.

Ingredient Labels



water



sugar



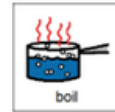
lemon juice



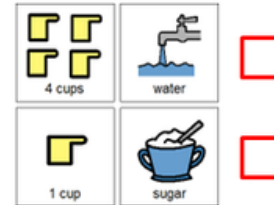
lemon zest

Group activity

Recipe




1. Stir sugar into water and bring to a boil while stirring.



2. Allow to cool



3. Stir in lemon zest and lemon juice.



4. Pour into a cookie sheet with a lip.



cookie sheet

5. Place in freezer.



freezer

6. Stir gently every 30 minutes until it is firm, about 3 hours.



stir

7. Scrape with a fork into small cups.



scrape

Included is a simple picture recipe for Italian Lemon Ice. This will wrap up this 2 week unit.



New Jersey



Week 1

By Christa Jo



1776

This unit also includes digital versions of the activities.

Students can watch a movie book version of the book rather than printing it out.

Great for review

6. Circle the natural resources or industries important in New Jersey.




7. Circle the landmarks you might see when you visit New Jersey City.



8. The first _____ in the world was built in Atlantic City.




9. What famous inventor spent much of his time living in New Jersey?



10. True or False. More millionaires live in New Jersey than anywhere else in the world.



Circle the correct answer.



Each activity is set up so students can click and drag answers. No typing is required.

Christa Joy, Special Needs for Special Kids
The Picture Communication Symbols ©1981-2019 by Tobii Dynavox. All Rights Reserved Worldwide. Used with permission. Boardmaker® is a trademark of Tobii Dynavox



Perfect for every learning level



Sort pictures into correct column depending on if it is a resource that comes from New Jersey or not. If you are not sure or think it could be both, place it on the middle line.

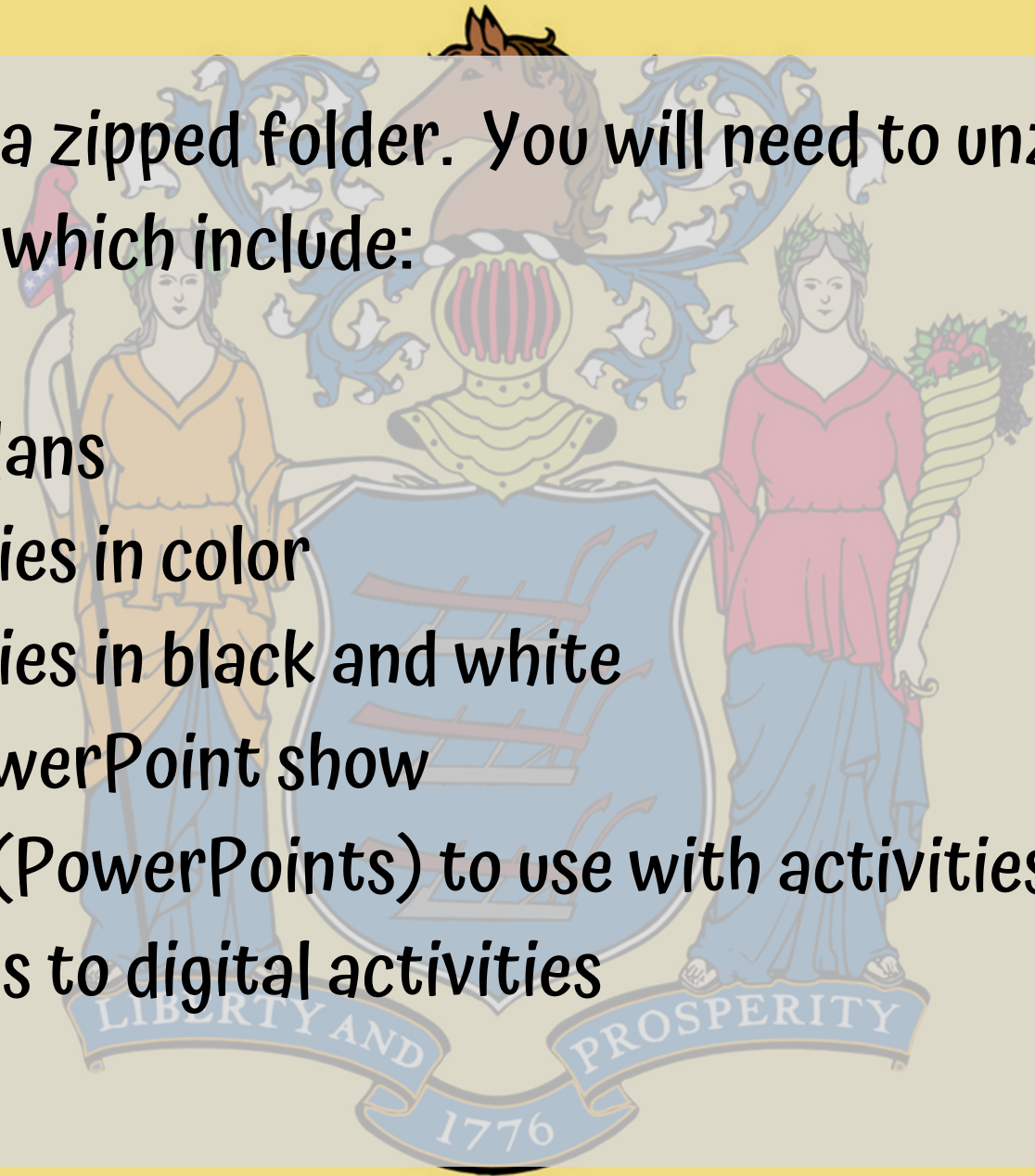
 cranberries	 pharmaceuticals	 fishing	
 oil	 corn	 grain	
 potatoes	 peaches	 coal	
 bananas	 autos	 technology	 chemicals

The second set of slides uses color for differentiation and extra support for students who may need it. Mix and match slides from both sets to make the perfect set for each student.



This resource comes in a zipped folder. You will need to unzip the folder to access all the contents which include:

- **10 days of lesson plans**
- **New Jersey activities in color**
- **New Jersey activities in black and white**
- **Voice-recorded PowerPoint show**
- **New Jersey books (PowerPoints) to use with activities**
- **Links and directions to digital activities**



Starting in August 2023, I am starting on a project to create a 2-week unit for each state.

I am doing these in order of popularity.

If you would like me to do a unit on your state, send me an email at specialneedsforspecialkids@gmail.com. I will add it to the list.

I do plan to complete all the states at a rate of 1 per week.

